



Winning is in their blood.  
What is in their joints?

CLICK TO LEARN MORE

Thursday, November 11, 2021

# Harrisburg transforms after record-smashing yearling sale

*New records were set for average (\$54,653) and median (\$32,000) as the yearling sale concluded with a near-record \$42,465,500 in gross sales on the cusp of the two-day mixed sale which begins today.*

by Ray Coto



**STANDBRED HORSE  
SALES COMPANY**

**2021 SHSC YEARLING SALE AT HARRISBURG**

By about 4 p.m. Wednesday (Nov. 10), the signs at the Hanover Shoe Farms consignment in the Main Hall started to come down. Blue Chip Bloodstock and other consignments cleared shop by the end of the day while semi-truck loads of horses parked at dusk with their bulbs of blue, yellow and white shining bright outside the loading zone of the Farm Show Complex. Even amid the yearlings sprawling from the West Hall fences before going around the ring during the day, horse traffic increased through the facility as the Standardbred Horse Sale Company (SHSC) began to work on a transformation miracle.

The powers that be have sparse time to ruminate over the days that passed with the Pennsylvania Farm Show Complex (PFSC)



Triscari Video Web Marketing

**The bidding was brisk this year. The yearling sale set a record for average and median.**



**NORTH AMERICA'S #1  
STANDBRED  
4 NIGHTS  
A WEEK RACING**



WoodbineMohawkPark.com

**EARLY PICK 5  
EVERY RACE NIGHT  
\$100,000  
GUARANTEED**

KNOW WHEN TO TAKE THE REINS.  
RESPONSIBLEGAMBLING.ORG



It all begins right here in

# Ontario!

From owning your next Ontario Sires Stakes champion, to winning coveted Grand Circuit races, Ontario Sired yearlings have what it takes to put you in the winner's circle!

Purchase your next Ontario Sired stakes winner this fall.

the **ONE** and **ONLY** choice – **ONTARIO SIRE!**



Standardbred Breeders of Ontario Association

[www.standardbredbreeders.com](http://www.standardbredbreeders.com)

## IN TODAY'S HRU

Heather Vitale provides video coverage of Day 2 in Harrisburg **page 08**

Harrisburg Stats **page 10**

Blame falls squarely on the people who have the power to make safety changes **page 18**

Matron hopeful Chase H Hanover has danced every dance in 2021 **page 21**



Triscari Video Web Marketing

**Hip 598 Unity Blue Chip topped the third and final yearling session of the Standardbred Horse Sales Company auction with a bid of \$145,000 from Paul Kelley. The E L Titan filly was consigned by Blue Chip Farms.**

transforming from its yearling-based layout to its distinct setup for the Mixed Sale, which begins at 10 a.m. today (Nov. 11).

"We'll do the curtain and the decoration, getting it all together and switched over for the other consignors," said SHSC president and director of operations Dale Welk, who joined much of his staff on the floor of the PFSC in readying the building for today. "We have to change all the curtains out and put new curtains up, so that's what we're working on now. Actually, my crew is out having a bite to eat for dinner and then they'll all be down and we'll get it knocked out in the next few hours."

Despite the work still being accomplished to pull off the remainder of the sale, the figures posted by the yearling portion are not to be ignored. Wednesday's (Nov. 10) session grossed \$9,038,500 from 356 yearlings, topping 2019's session gross of \$8,084,000 from 365 yearlings (up 11.8 per cent). The 2021 average both cumulatively and for the third session also beat 2019's numbers, with the single-session average at \$25,389 (up 14.6 per cent from the session average in 2019 of \$22,148) and the cumulative average at \$54,653 (up 11.8 per cent from the cumulative average in 2019 of \$48,903). With 777 horses selling through the yearling portion, 2021's sale just missed the all-time-record gross of \$42,784,000 in 2007 when 1,048 yearlings sold. Nonetheless, 2021's yearling sale became the third in SHSC history to break \$40 million with a gross of \$42,465,500 (up 5 per cent from 2019's record cumulative gross of \$40,736,000). The 2021 sale also set a record for median price of \$32,000, beating the previous record of \$29,000 in 2019.

## DON'T MISS IT!

**FALL  
SPEED SALE**  
CHAMPIONS CENTER, SPRINGFIELD, OH

**One Day Only! NOVEMBER 16, 2021**

**INCLUDING A BLACK TYPE YEARLING SESSION**

**Plus a nice consignment of racehorses  
from *Burke Racing Stable*, featuring**

Hip 203 **BROOKVIEW BULLET** p,3,1:50.1-'21 (\$176,271)  
B.g., 3, Always A Virgin-Babylon Sister

Hip 204 **EAST BEACH** p,5,1:50.3f-'21 (\$154,492)  
B.g., 5, Beachtrea-All East

Hip 218 **WINNERUP** 5,1:52.1-'21 (\$333,015)  
B.h., 5, Credit Winner-Up Front Hotsey

Online catalog available at  
[www.bloodedhorse.com](http://www.bloodedhorse.com)

**BLOODED HORSE**  
SALES COMPANY

"There's No Substitute for Experience"

JERRY HAWS • P.O. Box 187 • Wilmore, Kentucky 40390  
Phone: (859) 858-4415 • Fax: (859) 858-8498 • [jhaws@bloodedhorse.com](mailto:jhaws@bloodedhorse.com)

**BID LIVE**  
Bid online during  
the live auction!  
powered by  
**proxibid**

# Fashion Farms Annual Reduction Sale

*Racehorses, Race Fillies & Breeding Stock  
From Hall Of Fame Horseman Jules Siegel*



**HIP 1519 CRYSTAL FASHION**

**4,1:50 (\$2,100,839)**

*By Cantab Hall–Window Willow*

World Champion, winner of Hambletonian elim, Canadian Trotting Classic, Cashman Memorial, etc.  
Sells eligible to TVG FFA Trot at the Meadowlands



**HIP 1523 SANDBETWEENMYTOES**

**p,3,1:48.3 (\$564,601)**

*By Somebeachsomewhere–Galleria*

World Champion, 2-time Dan Patch Champion and Breeders Crown winner. Won his last start in 1:48.3.  
Sells eligible to Potomac and TVG FFA Pace

Also selling in this star-studded reduction is a pair of beautifully-bred 3YO trotting fillies, Hip 1442 Fortissimo Fashion and Hip 1443 Fortitude Fashion, the former a stakes-placed full sister to millionaire Sister Sledge. Broodmares are led by Hip 1153 Catamaran Fashion, a daughter of World Champion Gallie Bythe Beach, carrying her first foal from the first crop of Tall Dark Stranger.

**CLICK ON HIP NOS. ABOVE FOR RACELINES OR PEDIGREES**

*Selling Nov. 11 & 12  
at the Harrisburg Mixed  
**ONLINE CATALOG**  
racelines/pedigrees*



**Preferred Equine Marketing**

BRIARCLIFF MANOR, NY | (914) 773-7777  
PREFEREDEQUINE.COM

JOIN OUR SALES NETWORK



**STANDARDBRED  
TRANSITION ALLIANCE**

"The overall sale was just wonderful," Welk said as more broodmares strode through the Main Hall towards their stalls. "It's amazing and I can't thank the buyers, bidders and consignors and everyone enough. It was just an amazing sale – we're over \$40 million."

Presumably, Welk, off the record-breaking day, finally had a chance to have dinner.

### Wednesday's leaders

Paul Kelley signed the most-expensive slip of the day when winning auction on **Hip 598**, a filly named **Unity Blue Chip**. Consigned by Blue Chip Farms LLC, the E L Titan filly from the Credit Winner mare Creditomyfamily – whose granddam is Moni Maker (7, 1:52.1M; \$5,589,256) – went at the bid of \$145,000.

"I had a couple [E L Titans] this year that I liked a lot – really good-gaited horses," Kelley said. "This filly here, I thought she was just an exceptional individual. She's got just a tremendous head on her, beautiful shoulder, tremendous top line, big hind end and plenty of leg... it's a really nice, young family, so I'm really excited about that. So, really, really excited to have her in the barn."

"I didn't think we could get her for less than \$100,000. I figured it was going to go in that range, probably \$150,000 or somewhere in that range. I think she's well worth it. We'll have partners on that filly and looking forward to getting her started

and hoping for the best."

Only two other horses on the day broke six digits, doing so by the bare amount and just a few minutes apart from each other. First, the husband-wife team of Shane and Lauren Tritton acquired **Hip 784**, a Huntsville colt named **Duck Dynasty** bred by Blair and Erna Corbeil and consigned with Blue Chip Farms. He left the arena for \$100,000.

"We loved this horse from the moment Shane and I laid eyes on him at a private inspection at Blue Chip Farms," Lauren Tritton said. "We saw him trot in the field and his movement is unbelievable. The way he covers the ground is on the smaller side, but he is built like an army tank. He's also a New York bred, which is outstanding for us to race at Yonkers. His price was expected. I think his videos and presence were hard to ignore."

Tritton also said that they purchased the colt, who is the first foal from the Rock N Roll Heaven mare Rockn Opium, for Steve Heimbecker of Waterloo, ON.

**Hip 786** left the ring for \$100,000 – a Sportswriter filly named **Sublime Hanover**. From the Western Hanover mare Sammy's Magic Girl, she's a half-sister to 2020 O'Brien 2-Year-Old Pacing Filly of the Year Scarlett Hanover (3, 1:50.4S; \$863,454) and the sixth foal from the mare. Wilma and James MacKenzie of Tauares, FL signed the ticket.

Blue Chip Farms led all consigners on the day by average with eight horses selling for an average of \$53,250. Concord Stud Farms led all consigners through Black Book 1 by average with



# IT PAYS TO BREED IN NEW YORK

**Breeders Award Program**  
returns up to 20% of earnings  
back to breeders in recent years.  
**Awards return to \$1 million  
in 2022**

1 Broadway Center  
Schenectady, New York 12305  
518-388-0178  
info@nysirestakes.com  
www.nysirestakes.com

**NY Sire Stakes**  
Agriculture & New York State Horse Breeding Development Fund

# Four Race Fillies — Eventual Five Star Yearling Producers!

*Selling As Part Of Serge Godin's Determination*  
*12-Horse Racehorse Reduction Sale*



## Breeders Crown Champion & \$1-Million Winner ROCKNIFICENT

*The Somebeachsomewhere sister to Rocknificent leads a quartet of young race fillies that are destined to become valued dams of selected sale yearlings!*

### 1418 **VIVA LA DEO** p,3,1:52.2f-'21

Somebeachsomewhere 3/4-sister to **Rocknificent** and from Dan Patch Champion & \$2.2M winner **Rocklamation**

### 1439 **ALWAYS BE DEO** p,3,2:00.1-'21

Always B Miki 1/2-sister to World Champion/Dan Patch Champion **I Luv The Nitelife** and **De Los Cielos Deo**

### 1449 **MY ABIGAIL** 3,1:56.1f-'21

Bar Hopping 1/2-sister to World Champion and two-time Dan Patch Champion **Six Pack** 3,1:49.1 (\$1,939,604)

### 1803 (S) **GYRE HANOVER** 2,1:57.3-'21

Father Patrick full sister to Lexington Grand Circuit stakes winner at 2 and 3, **Gangster Hanover** 1:52.2f (\$363,438)

*Selling Friday, Nov. 12*  
*at the Harrisburg Mixed*  
**ONLINE CATALOG**  
*with info and updates*



## Preferred Equine Marketing

BRIARCLIFF MANOR, NY | (914) 773-7777  
PREFEREDEQUINE.COM

JOIN OUR SALES NETWORK



59 horses selling for an average \$109,932. Black Book 1 also ends with Walner retaining the throne among stallions by average earnings with 19 progenies selling for \$172,737. Muscle Hill stayed in second with 20 yearlings selling for an average of \$165,300 and Chapter Seven ranked third with 23 yearlings selling for an average of \$154,522.

### Preferred preview

Kickoff for the Mixed Sale begins today with a small section of yearlings and weanlings before a day of stallion shares and broodmares takes center stage. A large portion of the Mixed Sale – both today and Friday – operates out of the Preferred Equine consignment, which has over 200 horses to sell through the two days.

“I think we’re well-stocked,” said Dave Reid, president of Preferred Equine. “I think we have a really good draft of horses. From the breeding prospect side, I know we have a lot of good breeding prospects. We have mares. We have shares. We’ve got some yearlings in the morning that we’re going to sell off right away and then tomorrow afternoon we’ll get to the mares in foal. We have mares in foal to all of the top commercial sires

and we’re selling 10 mares in foal to Walner. We’ve got mares in foal to Captain and Sweet Lou. Just a good, strong base, so we’re looking forward to tomorrow for sure.”

Since the first day of the sale, a large buzz has surrounded the broodmare portion of the Mixed Sale, but Reid expects a strong enthusiasm for the other sections of the Mixed Sale.

“I think the breeders are obviously going to be very interested in the broodmares and the broodmare prospects,” Reid said. “Then, we’ll have the racehorse guys come in on Friday, right? It’s a good mix and it’ll be a good two days. The catalogue is not overly huge – it’ll be a nice session tomorrow and a nice session on Friday.

“Preferred has a lot of quality. We’re deep. There’s a lot of current performers and a lot of proven performers. When you have current and you have proven and you have performers usually you have the results.”

A portion of the broodmares today will sell out of farm dispersals. Preferred Equine consigns the one dispersal of 10 mares from Warrawee Farms, but the other dispersal comes from Herb Liverman’s broodmare band. Peninsula Farm consigns the eight-mare section which includes the world-champion Glidemaster mare Maven (4, 1:51.4h; \$1,997,809).



Triscari Video Web Marketing

**Spit and polish at the Preferred Equine consignment which spent Wednesday night preparing for today’s mixed sale which runs through Friday.**

## Share This Story

[www.harnessracingupdate.com](http://www.harnessracingupdate.com)



**\$400,000 (est)**

**Hambletonian Maturity in 2022**

**Supplemental Payment for**

**3-year-old trotters due Nov. 15, 2021**

*\*postmarked by Nov. 16!*

Visit [www.hambletonian.com](http://www.hambletonian.com) for form

**\$2,000 (US Funds)**

**PAYABLE TO & MAILED TO:**

**The Hambletonian Society, Inc.**

**109 South Main Street, Suite 18**

**Cranbury, NJ 08512**

**Tel (609) 371-2211 | Fax (609) 371-8890**

Email: [davidjanes@hambletonian.org](mailto:davidjanes@hambletonian.org)

website: [www.hambletonian.com](http://www.hambletonian.com)



*The Hambletonian Society, Inc.*  
Supporting and encouraging the breeding of Standardbred horses for more than 90 years

# If you compare the sons of Somebeachsomewhere...

## RANKED BY LIFETIME RECORD

<b>1. CATTLEWASH</b>	<b>3, 1:46.4</b>
2. Captaintreacherous	3, 1:47.1
3. Papi Rob Hanover	3, 1:47.1F
4. Stay Hungry	3, 1:47.3
5. Huntsville	3, 1:47.4
6. Check Six	3, 1:48.1
7. Downbytheseaside	3, 1:48.3F

## WINNING MILES 1:49 OR FASTER

<b>1. CATTLEWASH</b>	<b>7</b>
1. Captaintreacherous	7
2. Huntsville	4
3. Stay Hungry	3
4. Downbytheseaside	3
5. Check Six	1
6. Papi Rob Hanove	1

## WINNING MILES FASTER THAN 1:48

<b>1. CATTLEWASH</b>	<b>4</b>
2. Captaintreacherous	2
3. Huntsville	1
4. Papi Rob Hanover	1
5. Stay Hungry	1
6. Check Six	0
7. Downbytheseaside	0

## WINNING MILES FASTER THAN 1:47

<b>1. CATTLEWASH</b>	<b>1</b>
2. Captaintreacherous	0
3. Check Six	0
4. Downbytheseaside	0
5. Huntsville	0
6. Papi Rob Hanover	0
7. Stay Hungry	0

## FASTEST WINNING LAST QUARTER

<b>1. CATTLEWASH</b>	<b>25.3</b>
1. Stay Hungry	25.3
2. Captaintreacherous	26.1
3. Papi Rob Hanover	26.1
4. Huntsville	26.2
5. Check Six	26.3
6. Downbytheseaside	26.3

## FASTEST WINNING LAST HALF

1. Stay Hungry	52.2
<b>2. CATTLEWASH</b>	<b>53*</b>
3. Downbytheseaside	53**
4. Captaintreacherous	53.2
5. Check Six	53.2
6. Papi Rob Hanover	53.2
6. Huntsville	53.3

\*over a sloppy track \*\*over a half-mile track

**the numbers speak for themselves!**

*Cattlewash* p,3, 1:46.4

*Standing the 2022 season in Ontario for a fee of \$7,500 Cdn. - \$6,000 U.S*

**TARA HILLS**  
*Stud*

www.TaraHills.com | T: (877) 828-6057 | F: (905) 985-7440 | E: tarahill@on.aibn.com

\* List is comprised of colts/horses by Somebeachsomewhere with earnings in excess of \$1,000,000

## Heather Vitale provides video coverage of Day 3 in Harrisburg

by Dave Briggs

Heather Vitale's video coverage of Day 3 of the 83rd Standardbred Horse Sales Company (SHSC) auction held Wednesday (Nov. 10) in Harrisburg, PA is available for viewing on [YouTube here](#) and on [Facebook here](#).

Plus, ALL of HRU's coverage of the SHSC sale, stories and videos, is available [here](#).



**Share This Story** 

[www.harnessracingupdate.com](http://www.harnessracingupdate.com)



**HRU Author Directory**  
see all of our contributors here

# Delaware

FROM THE "FIRST STATE"  
COMES A BIG OPPORTUNITY!

Our racing and breeding program may be small like our real estate, but the opportunity to make a return on a yearling investment is LARGE. Two tracks and two \$100K finals. There are 19 opportunities to buy a Delaware eligible yearling on Thursday, November 11<sup>th</sup> at the Standardbred Horse Sales.

**\$10,000 LOTTERY DRAWING:** Any mare bred to a Delaware sire in 2022 will be eligible for the drawing, which will be held in January 2023. Breeder bonuses will also increase in 2022!

Delaware Standardbred Breeders' Fund

(302) 698-4610 E-Mail: [Judy.Davis-Wilson@delaware.gov](mailto:Judy.Davis-Wilson@delaware.gov) <https://agriculture.delaware.gov/delaware-standardbred-breeders-fund/>





**WOODBINE**  
MOHAWK PARK



# WINTER SERIES



**WOODBINE**  
MOHAWK PARK

## NOMINATIONS DUE WEDNESDAY, DECEMBER 1ST, 2021

### NIAGARA

**EVENT #61:** Three year-old pacing fillies in **2021**, non-winners of \$60,000 lifetime, as of midnight, October 31, 2021.

No allowances. Raced at Woodbine Mohawk Park

**Nomination fee: \$200 CDN (\$170 U.S.)**

1st Leg: Friday, December 10, 2021 \$18,000 Geach

2nd Leg: Friday, December 17, 2021 \$18,000 Geach

FINAL: Sunday, December 26, 2021 **\$30,000 Added**

Declarations close as posted on weekly condition sheet

### NEW YEAR CLAIMING PACE

**EVENT #40:** Ontario Sired Four year-old pacers in **2022**.

Claiming \$40,000 plus allowances.

Horses are eligible to be claimed in all legs and final.

Raced at Woodbine Mohawk Park.

**Nomination fee: \$200 CDN (\$170 U.S.)**

1st Leg: Saturday, January 1, 2022 \$20,000 Geach

2nd Leg: Saturday, January 8, 2022 \$20,000 Geach

FINAL: Saturday, January 15, 2022 **\$40,000 Added**

Declarations close as posted on weekly condition sheet

### BLIZZARD

**EVENT #34:** Three and Four year-old pacing fillies & mares in **2022**, non-winners of two races or \$30,000 lifetime as of midnight, October 31, 2021.

No allowances. Raced at Woodbine Mohawk Park.

**Nomination fee: \$200 CDN (\$170 U.S.)**

1st Leg: Thursday, January 20, 2022 \$18,000 Geach

2nd Leg: Thursday, January 27, 2022 \$18,000 Geach

FINAL: Friday, February 4, 2022 **\$30,000 Added**

Declarations close as posted on weekly condition sheet

### WINE & ROSES

**EVENT #36:** Three and Four year-old trotting fillies & mares in **2022**, non-winners \$60,000 lifetime as of midnight, October 31, 2021.

No allowances. Raced at Woodbine Mohawk Park.

**Nomination fee: \$200 CDN (\$170 U.S.)**

1st Leg: Thursday, February 3, 2022 \$18,000 Geach

2nd Leg: Thursday, February 10, 2022 \$18,000 Geach

FINAL: Thursday, February 17, 2022 **\$30,000 Added**

Declarations close as posted on weekly condition sheet

### ONTARIO GIRLS

**EVENT #38:** Ontario Sired Four year-old pacing mares in **2022**, non-winners \$75,000 lifetime as of midnight, October 31, 2021.

No allowances. Raced at Woodbine Mohawk Park.

**Nomination fee: \$200 CDN (\$170 U.S.)**

1st Leg: Thursday, February 17, 2022 \$20,000 Geach

2nd Leg: Thursday, February 24, 2022 \$20,000 Geach

FINAL: Thursday, March 3, 2022 **\$40,000 Added**

Declarations close as posted on weekly condition sheet

### VALEDICTORY

**EVENT #62:** Three year-old pacing colts and geldings in **2021**, non-winners of \$60,000 lifetime, as of midnight, October 31, 2021.

No allowances. Raced at Woodbine Mohawk Park

**Nomination fee: \$200 CDN (\$170 U.S.)**

1st Leg: Saturday, December 11, 2021 \$18,000 Geach

2nd Leg: Saturday, December 18, 2021 \$18,000 Geach

FINAL: Sunday, December 26, 2021 **\$30,000 Added**

Declarations close as posted on weekly condition sheet

### NEW YEAR CLAIMING TROT

**EVENT #41:** Ontario Sired Four year-old trotters in **2022**.

Claiming \$40,000 plus allowances.

Horses are eligible to be claimed in all legs and final.

Raced at Woodbine Mohawk Park.

**Nomination fee: \$200 CDN (\$170 U.S.)**

1st Leg: Monday, January 3, 2022 \$20,000 G each

2nd Leg: Monday, January 10, 2022 \$20,000 G each

FINAL: Monday, January 17, 2022 **\$40,000 Added**

Declarations close as posted on weekly condition sheet

### SNOWSHOE

**EVENT #35:** Three and Four year-old pacing colts, horses & geldings in **2022**, non-winners of two races or \$30,000 lifetime as of midnight, October 31, 2021.

No allowances. Raced at Woodbine Mohawk Park.

**Nomination fee: \$200 CDN (\$170 U.S.)**

1st Leg: Friday, January 21, 2022 \$18,000 G each

2nd Leg: Friday, January 28, 2022 \$18,000 G each

FINAL: Friday, February 4, 2022 **\$30,000 Added**

Declarations close as posted on weekly condition sheet

### FAMILY DAY TROTTERING SERIES

**EVENT #37:** Three and Four year-old trotting colts, horses & geldings in **2022**, non-winners of \$60,000 lifetime as of midnight, October 31, 2021.

No allowances. Raced at Woodbine Mohawk Park.

**Nomination fee: \$200 CDN (\$170 U.S.)**

1st Leg: Monday, February 7, 2022 \$18,000 Geach

2nd Leg: Monday, February 14, 2022 \$18,000 Geach

FINAL: Monday, February 21, 2022 **\$30,000 Added**

Declarations close as posted on weekly condition sheet

### ONTARIO BOYS

**EVENT #39:** Ontario Sired Four year-old pacing colts, horses & geldings in **2022**, non-winners of \$75,000 lifetime as of midnight, October 31, 2021.

No allowances. Raced at Woodbine Mohawk Park.

**Nomination fee: \$200 CDN (\$170 U.S.)**

1st Leg: Friday, February 18, 2022 \$20,000 Geach

2nd Leg: Friday, February 25, 2022 \$20,000 Geach

FINAL: Friday, March 4, 2022 **\$40,000 Added**

Declarations close as posted on weekly condition sheet

**ONLINE PAYMENT OPTION @ WOODBINE.COM/MOHAWK/STANDARD BRED-NOMINATION**

**ALSO PAYABLE AT THE WOODBINE MOHAWK PARK RACE OFFICE. ATT: DANA KEYES**

905-854-7805 Or 1-888-675-7223 dial 1-4309

Event #	Name of Horse	Sex	Age	Sire	Dam

## 2021 SHSC YEARLING SALE - TOP SOLD - DAY 3

Hip	Yearling Name <i>Color, Sex, Sire - Dam</i>	Buyer <i>Consignor</i>	Price
598	<b>UNITY BLUE CHIP</b> <i>f, b, E L Titan - Creditomyfamily</i>	PAUL KELLEY, LAKE WORTH, FL, USA <i>BLUE CHIP FARMS LLC, AGENT</i>	\$145,000
784	<b>DUCK DYNASTY</b> <i>c, br, Huntsville - Rockn Opium</i>	SHANE TRITTON, PINE BUSH, NY, USA <i>BLUE CHIP FARMS, LLC AGENT</i>	\$100,000
786	<b>SUBLIME HANOVER</b> <i>f, b, Sportswriter - Sammy's Magic Girl</i>	WILMA & JAMES MACKENZIE, TAUARES, FL, USA <i>HANOVER SHOE FARMS, INC.</i>	\$100,000
493	<b>HURRIKANE MSRODINE</b> <i>f, b, Sunshine Beach - Western Heat</i>	SYLVAIN DESCHENEAUX, SOREL TRACY, QC, CANADA <i>PREFERRED EQUINE MKT., INC., AGENT</i>	\$80,000
554	<b>GOLDIN GREATNESS</b> <i>c, b, Huntsville - Bet On Hill</i>	CHRIS RYDER, ALLENTOWN, NJ, USA <i>WALNRIDGE FARM, INC., AGENT</i>	\$80,000
593	<b>COVID TERROR</b> <i>c, br, Shadow Play - Cyber Terror</i>	DR. IAN MOORE, CAMBRIDGE, ON, CANADA <i>TWINBROOK FARMS, AGENT</i>	\$80,000
632	<b>LOOKS LIKE GAME ON</b> <i>c, b, Lookslikeachpndale - Game On Hanover</i>	MILLAR FARMS, STOUFFVILLE, ON, CANADA <i>CONCORD STUD FARM, AGENT</i>	\$77,000
571	<b>SEVEN OAKS</b> <i>c, b, Chapter Seven - Catching Katie</i>	TROND SMEDSHAMMER, ALLENTOWN, NJ, USA <i>NORTHWOOD BLOODSTOCK AGENCY, AGENT</i>	\$72,000
801	<b>LOOKSSOGOODINLOVE</b> <i>f, blk, Lookslikeachpndale - Sheryl Hall</i>	SYLVAIN DESCHENEAUX, SOREL TRACY, QC, CANADA <i>SPRING HAVEN FARM, AGENT</i>	\$70,000
639	<b>GRAZIANO HANOVER</b> <i>c, b, Trixton - Grits' N Seven</i>	FRED GRANT, AGENT, MARGATE, FL, USA <i>HANOVER SHOE FARMS, INC.</i>	\$68,000
498	<b>WINMEBAK</b> <i>c, ch, Shadow Play - Winbak Speedi</i>	MILLAR FARMS, STOUFFVILLE, ON, CANADA <i>WINBAK FARM</i>	\$67,000
502	<b>WAVERLY HANOVER</b> <i>f, b, Swan For All - Wishful Me</i>	TODD BUTER, MILFORD, PA, USA <i>HANOVER SHOE FARMS, INC.</i>	\$67,000
754	<b>VERLA KEMP</b> <i>f, b, Archangel - Passport To Love</i>	ROBERT D. FELLOWS, ROCKWOOD, ON, CANADA <i>HUNTERTON SALES AGENCY, AGENT</i>	\$67,000
572	<b>POLE POSION</b> <i>c, b, My Mvp - Caylee Dream</i>	COYOTE WYND FARMS, VANCOUVER, BC, CANADA <i>CONCORD STUD FARM, AGENT</i>	\$65,000
630	<b>TWIN B JOE FRESH</b> <i>f, b, Roll With Joe - Fresh Breeze</i>	CHRIS RYDER, ALLENTOWN, NJ, USA <i>TWINBROOK FARMS</i>	\$65,000
822	<b>AVALON FREEZE</b> <i>f, br, Bettor's Delight - Stonebridge Frosty</i>	CASIE COLEMAN, WELLINGTON, FL, USA <i>WINBAK FARM</i>	\$65,000
778	<b>BET THE DECK</b> <i>f, b, Betterthancheddar - Revival Cards</i>	BENOIT BAILLARGEON, GUELPH, ON, CANADA <i>WINBAK FARM</i>	\$62,000
515	<b>SPORTY JEWELS</b> <i>c, b, Sportswriter - Alexa's Jewel</i>	CASIE COLEMAN, WELLINGTON, FL, USA <i>SPRING HAVEN FARM</i>	\$60,000
673	<b>STAY TOUGH</b> <i>c, b, Stay Hungry - Joyanna</i>	JOSEPH LYONS-MOUND, BRANTFORD, ON, CANADA <i>PREFERRED EQUINE MKT., INC., AGENT</i>	\$60,000
768	<b>NEVER HUNGRY</b> <i>c, blk, Stay Hungry - Q And A</i>	SANTO VENA, BRAMPTON, ON, CANADA <i>WALNRIDGE FARM, INC., AGENT</i>	\$60,000

## 2021 SHSC YEARLING SALE - TOP SOLD - CUMULATIVE

Hip	Yearling Name <i>Color, Sex, Sire - Dam</i>	Buyer <i>Consignor</i>	Price
69	<b>IN ITALIAN</b> <i>f, b, Chapter Seven - Hemi Blue Chip</i>	BRADLEY GRANT, MILTON, ON, CANADA CONCORD STUD FARM, AGENT	\$750,000
118	<b>SWANKY HANOVER</b> <i>f, b, Muscle Hill - Secret Magic</i>	JEFFREY S. SNYDER, NEW YORK, NY, USA HANOVER SHOE FARMS, INC.	\$700,000
16	<b>CRAFT MADE</b> <i>c, br, Walner - Woodshopper</i>	DETERMINATION, MONTREAL, QC, CANADA PREFERRED EQUINE MKT., INC., AGENT	\$610,000
58	<b>LORD BRIDGERTON</b> <i>c, b, Muscle Hill - Fine Tuned Lady</i>	ROBERT LINDSTROM, BODEN, , SWEDEN CONCORD STUD FARM, AGENT	\$530,000
2	<b>DEFACEMENT</b> <i>f, b, Muscle Hill - Thatsnotmyname</i>	ANDY MILLER STABLE, MILLSTONE TWP, NJ, USA CONCORD STUD FARM, AGENT	\$500,000
300	<b>UNICORN BLUE CHIP</b> <i>f, b, Chapter Seven - Dunk The Donato</i>	LUCAS WALLIN, AGENT, NEW EGYPT, NJ, USA BLUE CHIP FARMS LLC, AGENT	\$475,000
103	<b>CADILLAC MOON</b> <i>c, b, Muscle Hill - Order By Wish</i>	JEFFREY S. SNYDER, NEW YORK, NY, USA CONCORD STUD FARM, AGENT	\$400,000
95	<b>UBER BLUE CHIP</b> <i>f, b, Walner - Munis Blue Chip</i>	COURANT INC., DELRAY BEACH, FL, USA BLUE CHIP FARMS LLC, AGENT	\$375,000
21	<b>ADMIRAL HANOVER</b> <i>c, b, Captaintreacherous - American Jewel</i>	MYRON BELL, AGENT, BOYNTON BEACH, FL, USA HANOVER SHOE FARMS, INC.	\$350,000
40	<b>CAPTAIN CASSIOPEIA</b> <i>f, b, Captaintreacherous - Classic Star</i>	DAVID MCDUFFEE, RYE, NH, USA CONCORD STUD FARM, AGENT	\$325,000
187	<b>WON LINER</b> <i>f, b, Walner - Won Ton Hanover</i>	AKE SVANSTEDT, WRIGHTSTOWN, NJ, USA ALL AMERICAN HARNESSBREDS	\$310,000
59	<b>FROUFROU HANOVER</b> <i>f, b, Captaintreacherous - Fresh Idea</i>	DETERMINATION, MONTREAL, QC, CANADA HANOVER SHOE FARMS, INC.	\$300,000
97	<b>ALL DAY PARTY</b> <i>c, b, Captaintreacherous - My Lady Day</i>	NANCY TAKTER, ALLENTOWN, NJ, USA ALL AMERICAN HARNESSBREDS	\$300,000
337	<b>TWIN B NATION</b> <i>c, b, American Ideal - Lovely Erin</i>	DETERMINATION, MONTREAL, QC, CANADA TWINBROOK FARMS	\$300,000
50	<b>BURNING TREAD</b> <i>c, b, Bettor's Delight - Dismissal</i>	STEPHEN HEIMBECKER, WATERLOO, ON, CANADA PREFERRED EQUINE MKT., INC., AGENT	\$275,000
124	<b>ALL A TWITTER</b> <i>f, b, Muscle Hill - S M S Princess</i>	JOHN CANCELLIERE, BLOOMFIELD, NJ, USA CONCORD STUD FARM, AGENT	\$275,000
119	<b>SOLIDAD HANOVER</b> <i>f, b, Kadabra - Secret Passion</i>	CHANTAL MITCHELL, AGENT, LANCASHIRE, , UNITED KINGDOM HANOVER SHOE FARMS, INC.	\$260,000
112	<b>ONION GUM</b> <i>c, b, Chapter Seven - Prinsessa</i>	LUCAS WALLIN, AGENT, NEW EGYPT, NJ, USA CONCORD STUD FARM, AGENT	\$250,000
413	<b>SILLY ME HANOVER</b> <i>f, b, Walner - Shared Past</i>	DETERMINATION, MONTREAL, QC, CANADA HANOVER SHOE FARMS, INC.	\$250,000
123	<b>STEINBECK HANOVER</b> <i>c, b, Chapter Seven - Simplicity</i>	DIAMOND CREEK FARM, WELLSVILLE, PA, USA HANOVER SHOE FARMS, INC.	\$245,000



# NJ AND NY PREMIERE BOARDING AND BREEDING FACILITIES

*Book Your Spots for 2022 Breeding Season,  
Limited Space Available!*

- Competitive seasonal and year round rates, Multi-Mare discounts.
- Access to ALL major NY, NJ, PA Stallion Stations, Daily Semen Couriers to ALL Locations.
- Both Facilities are within Minutes of Top Equine Clinics and Top Reproductive/Neonatal Veterinarians.
- Personalized Equine Care with Exceptional Client Communications, Pregnancy and Weekly Cycle Updates.
- Annual 96% Total Mare Conception Rates. 100% Conception Rate for all Seasonal Boarders NY 2021!
- Experience, Honesty, Integrity, Dedication of our staff is unprecedented.
- Southwind Farms is HOME to World Champions **Muscle Hill**, **Walner**, and **Tactical Landing**.

## CONTACT:

NY Farm Manager Heather Gross, ERS, BS  
607.783.2837 • E: [southwindfarmsllcny@aol.com](mailto:southwindfarmsllcny@aol.com)  
589 Lobdell Road, Otego, NY

~or~

NJ Farm General Manager Laura Young, CVT, CO  
E: [Ladyvortex04@aol.com](mailto:Ladyvortex04@aol.com) or [Southwindfarms@aol.com](mailto:Southwindfarms@aol.com)  
609.737.9067 (office)

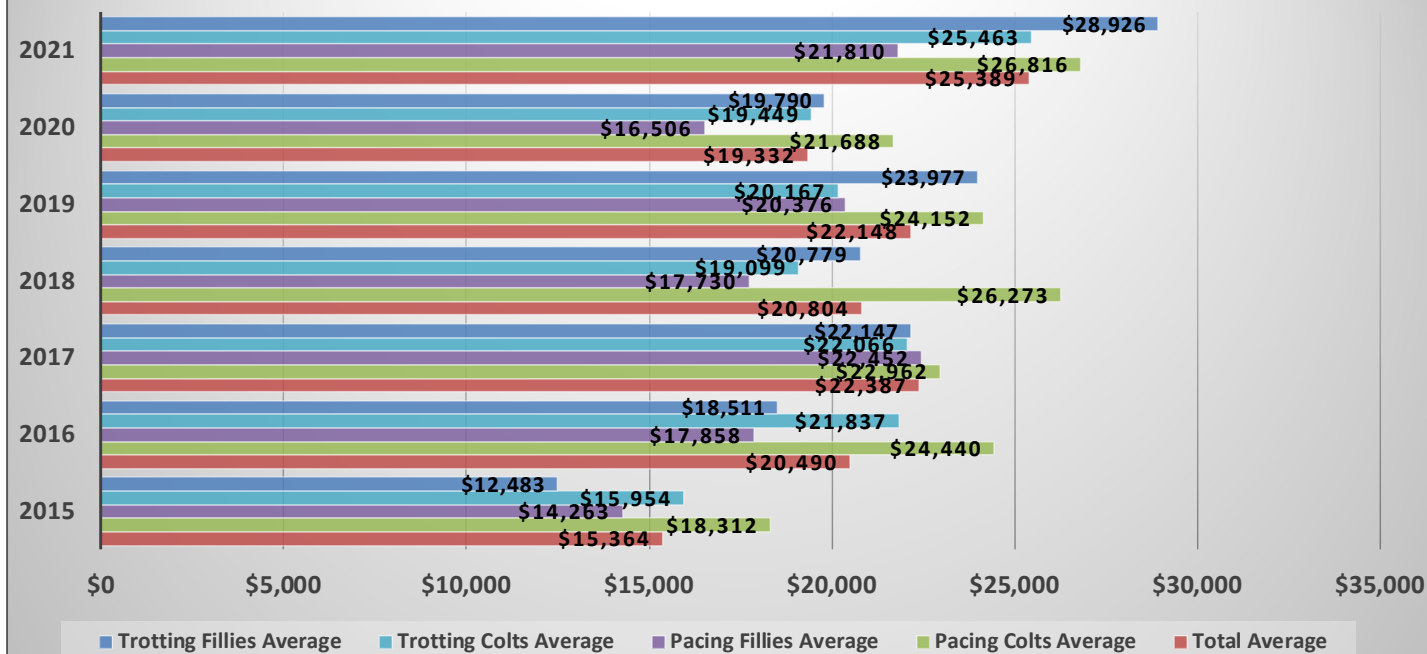




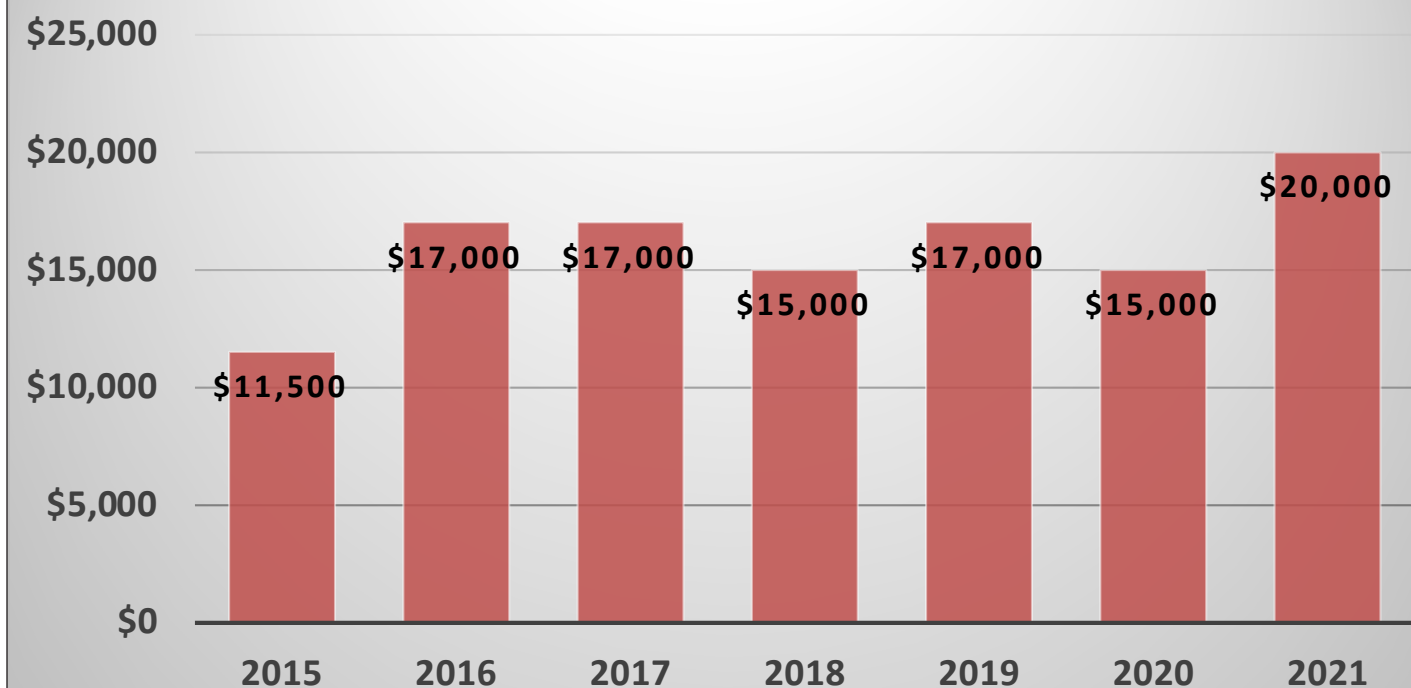
# HARRISBURG

## 2021 SHSC Yearling Sale

Historical Averages - Day 3



Median - Day 3

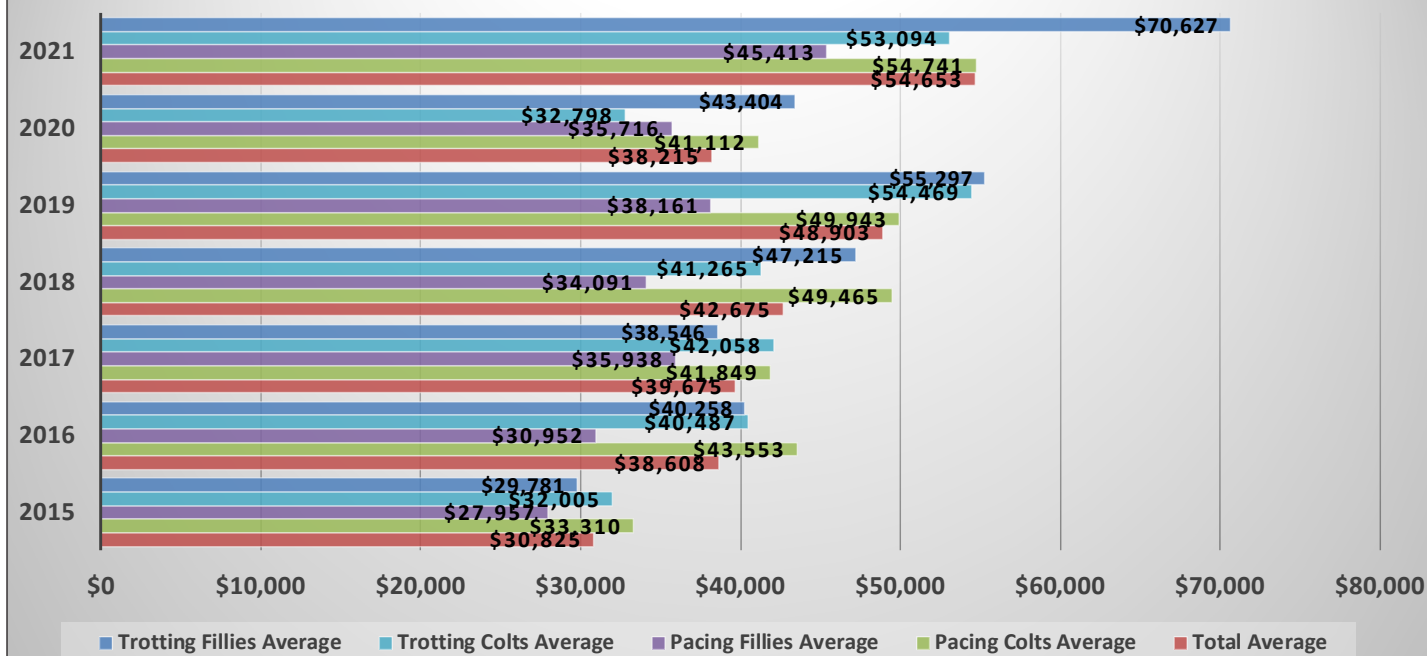




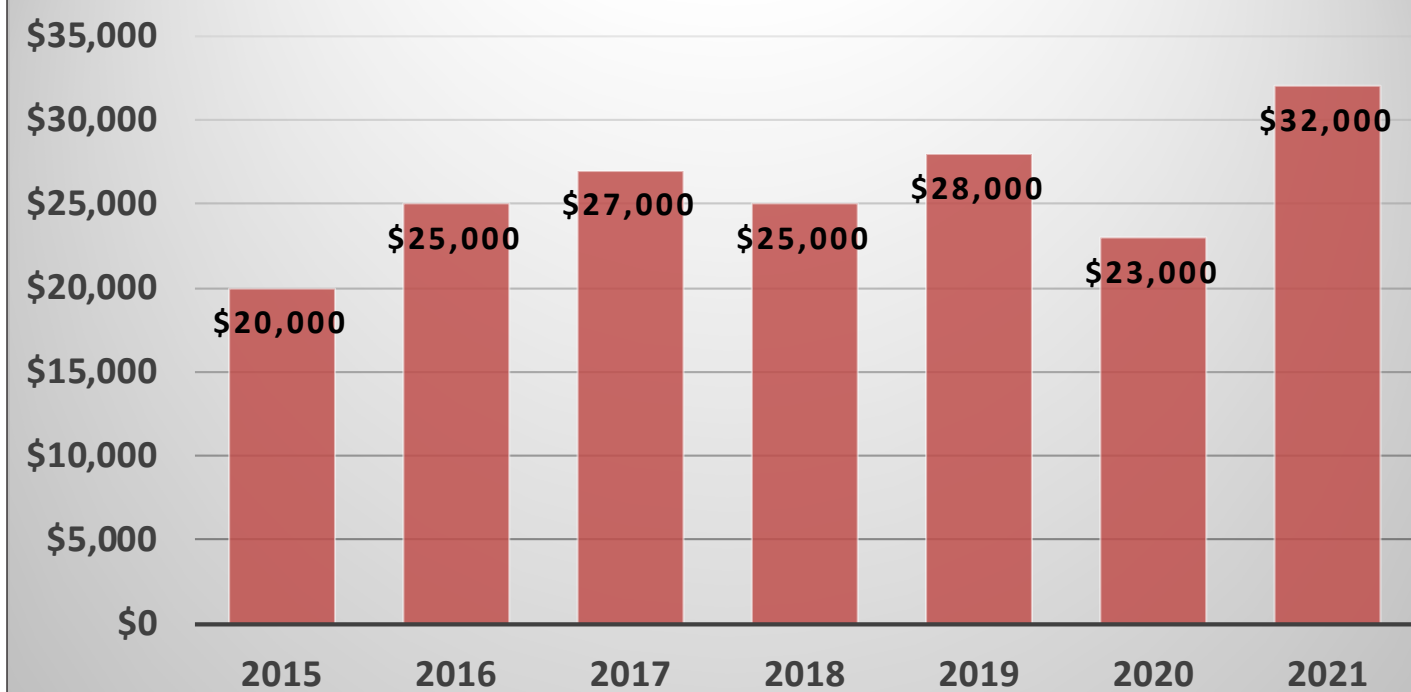
# HARRISBURG

## 2021 SHSC Yearling Sale

Historical Averages - Cumulative



Median - Cumulative





# HARRISBURG

## 2021 SHSC Yearling Sale

### LEADING BUYERS - DAY 3

#### TOP 10 BY GROSS

Buyer	Purchased	Gross	Average
SYLVAIN DESCHENEAUX	3	\$190,000	\$63,333
HERB HOLLAND, AGENT	6	\$171,000	\$28,500
CASIE COLEMAN	3	\$155,000	\$51,667
CHRIS RYDER	2	\$145,000	\$72,500
PAUL KELLEY	1	\$145,000	\$145,000
MILLAR FARMS	2	\$144,000	\$72,000
ROBERT D. FELLOWS	5	\$139,000	\$27,800
JOE HOLLOWAY	3	\$135,000	\$45,000

### LEADING BUYERS - DAY 3

#### TOP 10 BY AVERAGE (3 or more purchased)

Buyer	Purchased	Gross	Average
SYLVAIN DESCHENEAUX	3	\$190,000	\$63,333
CASIE COLEMAN	3	\$155,000	\$51,667
JOE HOLLOWAY	3	\$135,000	\$45,000
TODD BUTER	3	\$130,000	\$43,333
SHANE TRITTON	4	\$130,000	\$32,500
ALTMAYER WILDER RACING	3	\$91,000	\$30,333
ERVIN PEACHEY	4	\$120,000	\$30,000
HERB HOLLAND, AGENT	6	\$171,000	\$28,500
JOHN CECCHIN	3	\$85,000	\$28,333
ROBERT D. FELLOWS	5	\$139,000	\$27,800

### LEADING CONSIGNORS - DAY 3

#### TOP 10 BY GROSS

Consignor	Sold	Gross	Average
HANOVER SHOE FARMS, INC.	70	\$1,755,000	\$25,071
PREFERRED EQUINE MKT., INC., AGENT	55	\$1,296,500	\$23,573
WINBAK FARM	52	\$1,147,000	\$22,058
NORTHWOOD BLOODSTOCK AGENCY, AGENT	25	\$708,000	\$28,320
HUNTERTON SALES AGENCY, AGENT	27	\$654,000	\$24,222
WALNRIDGE FARM, INC., AGENT	14	\$501,000	\$35,786
SPRING HAVEN FARM, AGENT	18	\$482,000	\$26,778
CONCORD STUD FARM, AGENT	16	\$426,000	\$26,625
BLUE CHIP FARMS LLC, AGENT	8	\$426,000	\$53,250
VIEUX CARRE' FARMS	14	\$279,000	\$19,929

### LEADING CONSIGNORS - DAY 3

#### TOP 10 BY AVERAGE (3 or more sold)

Consignor	Sold	Gross	Average
BLUE CHIP FARMS LLC, AGENT	8	\$426,000	\$53,250
BLUE CHIP FARMS, LLC AGENT	4	\$193,000	\$48,250
ALL AMERICAN HARNESSBREDS	4	\$148,000	\$37,000
WALNRIDGE FARM, INC., AGENT	14	\$501,000	\$35,786
TWINBROOK FARMS, AGENT	4	\$127,000	\$31,750
SPRING HAVEN FARM	8	\$232,000	\$29,000
NORTHWOOD BLOODSTOCK AGENCY, AGENT	25	\$708,000	\$28,320
SPRING HAVEN FARM, AGENT	18	\$482,000	\$26,778
CONCORD STUD FARM, AGENT	16	\$426,000	\$26,625
DELAWARE VALLEY UNIVERSITY	4	\$101,000	\$25,250

### LEADING SIRES - DAY 3

#### TOP 10 BY GROSS

Sire	Sold	Gross	Average
STAY HUNGRY	24	\$662,000	\$27,583
BETTING LINE	36	\$564,000	\$15,667
HUNTSVILLE	11	\$498,000	\$45,273
TRIXTON	19	\$453,000	\$23,842
MUSCLE MASS	12	\$424,000	\$35,333
E L TITAN	9	\$345,000	\$38,333
SPORTSWRITER	12	\$345,000	\$28,750
ALL BETS OFF	13	\$332,000	\$25,538
BAR HOPPING	12	\$325,000	\$27,083
INTERNATIONAL MONI	20	\$320,000	\$16,000

### LEADING SIRES - DAY 3

#### TOP 10 BY AVERAGE (3 or more sold)

Sire	Sold	Gross	Average
HUNTSVILLE	11	\$498,000	\$45,273
MY MVP	3	\$133,000	\$44,333
LOOKSLIKEACHPNDAL	4	\$171,000	\$42,750
E L TITAN	9	\$345,000	\$38,333
SWEET LOU	3	\$114,000	\$38,000
SHADOW PLAY	8	\$294,000	\$36,750
ANDOVER HALL	8	\$289,000	\$36,125
MUSCLE MASS	12	\$424,000	\$35,333
CREDIT WINNER	4	\$123,000	\$30,750
KADABRA	7	\$203,000	\$29,000



# HARRISBURG

## 2021 SHSC Yearling Sale

### LEADING BUYERS - CUMULATIVE

#### TOP 10 BY GROSS

Buyer	Purchased	Gross	Average
DETERMINATION	6	\$1,695,000	\$282,500
STEPHEN HEIMBECKER	14	\$1,390,000	\$99,286
AKE SVANSTEDT	8	\$1,115,000	\$139,375
BURKE RACING STABLE LLC	12	\$1,107,000	\$92,250
JEFFREY S. SNYDER	2	\$1,100,000	\$550,000
BRADLEY GRANT	2	\$850,000	\$425,000
LINDA TOSCANO, AGENT	7	\$795,000	\$113,571
LUCAS WALLIN, AGENT	3	\$752,000	\$250,667
ROBERT LINDSTROM	2	\$695,000	\$347,500
CHRIS RYDER	6	\$640,000	\$106,667

### LEADING BUYERS - CUMULATIVE

#### TOP 10 BY AVERAGE (3 or more purchased)

Buyer	Purchased	Gross	Average
DETERMINATION	6	\$1,695,000	\$282,500
LUCAS WALLIN, AGENT	3	\$752,000	\$250,667
AKE SVANSTEDT	8	\$1,115,000	\$139,375
RAYMOND SCHNITTKER	4	\$505,000	\$126,250
LINDA TOSCANO, AGENT	7	\$795,000	\$113,571
M & L OF DELAWARE	3	\$340,000	\$113,333
NANCY TAKTER	4	\$435,000	\$108,750
CHRIS RYDER	6	\$640,000	\$106,667
TROND SMEDSHAMMER	5	\$507,000	\$101,400
STEPHEN HEIMBECKER	14	\$1,390,000	\$99,286

### LEADING CONSIGNORS - CUMULATIVE

#### TOP 10 BY GROSS

Consignor	Sold	Gross	Average
HANOVER SHOE FARMS, INC.	199	\$13,156,000	\$66,111
CONCORD STUD FARM, AGENT	59	\$6,486,000	\$109,932
PREFERRED EQUINE MKT., INC., AGENT	127	\$5,779,500	\$45,508
BLUE CHIP FARMS LLC, AGENT	25	\$2,388,000	\$95,520
ALL AMERICAN HARNESSBREDS	23	\$2,286,000	\$99,391
WINBAK FARM	63	\$1,745,000	\$27,698
WALNRIDGE FARM, INC., AGENT	26	\$1,540,000	\$59,231
NORTHWOOD BLOODSTOCK AGENCY, AGENT	46	\$1,517,000	\$32,978
HUNTERTON SALES AGENCY, AGENT	46	\$1,472,000	\$32,000
SPRING HAVEN FARM, AGENT	29	\$1,118,000	\$38,552

### LEADING CONSIGNORS - CUMULATIVE

#### TOP 10 BY AVERAGE (3 or more sold)

Consignor	Sold	Gross	Average
CONCORD STUD FARM, AGENT	59	\$6,486,000	\$109,932
ALL AMERICAN HARNESSBREDS	23	\$2,286,000	\$99,391
BLUE CHIP FARMS LLC, AGENT	25	\$2,388,000	\$95,520
ICY STABLE	8	\$550,000	\$68,750
TWINBROOK FARMS	16	\$1,086,000	\$67,875
HANOVER SHOE FARMS, INC.	199	\$13,156,000	\$66,111
WALNRIDGE FARM, INC., AGENT	26	\$1,540,000	\$59,231
BLUE CHIP FARMS, LLC AGENT	13	\$693,000	\$53,308
PREFERRED EQUINE MKT., INC., AGENT	127	\$5,779,500	\$45,508
STONEGATE FARM LLC	7	\$311,000	\$44,429

### LEADING SIRES - CUMULATIVE

#### TOP 10 BY GROSS

Sire	Sold	Gross	Average
CAPTAINTEACHEROUS	39	\$4,430,000	\$113,590
CHAPTER SEVEN	23	\$3,554,000	\$154,522
MUSCLE HILL	20	\$3,306,000	\$165,300
WALNER	19	\$3,282,000	\$172,737
ALWAYS B MIKI	42	\$2,566,000	\$61,095
SWEET LOU	30	\$2,367,000	\$78,900
BETTOR'S DELIGHT	34	\$2,271,000	\$66,794
STAY HUNGRY	50	\$1,882,000	\$37,640
HUNTSVILLE	27	\$1,853,000	\$68,630
AMERICAN IDEAL	33	\$1,768,000	\$53,576

### LEADING SIRES - CUMULATIVE

#### TOP 10 BY AVERAGE (3 or more sold)

Sire	Sold	Gross	Average
WALNER	19	\$3,282,000	\$172,737
MUSCLE HILL	20	\$3,306,000	\$165,300
CHAPTER SEVEN	23	\$3,554,000	\$154,522
RESOLVE	2	\$270,000	\$135,000
CAPTAINTEACHEROUS	39	\$4,430,000	\$113,590
SWEET LOU	30	\$2,367,000	\$78,900
HUNTSVILLE	27	\$1,853,000	\$68,630
BETTOR'S DELIGHT	34	\$2,271,000	\$66,794
KADABRA	12	\$753,000	\$62,750
ALWAYS B MIKI	42	\$2,566,000	\$61,095



# HARRISBURG

## 2021 SHSC Yearling Sale

### BUYER DEMOGRAPHICS - DAY 3

Country	Jurisdiction	Gross	% of Sales Gross
CANADA	ON	\$2,416,000	
	QC	\$494,000	
	NS	\$88,000	
	BC	\$65,000	
	AB	\$42,000	
	PE	\$17,000	
CANADA TOTALS		\$3,122,000	34.79%
UNITED KINGDOM		\$94,000	
EUROPE TOTALS		\$94,000	1.05%
USA	PA	\$1,550,000	
	NJ	\$1,015,000	
	NY	\$990,500	
	FL	\$918,000	
	DE	\$268,000	
	OH	\$194,000	
	ME	\$183,000	
	MA	\$121,000	
	MD	\$88,000	
	IL	\$81,000	
	KY	\$81,000	
	MI	\$59,000	
	CT	\$45,000	
	IN	\$43,000	
	CA	\$36,000	
	VA	\$35,000	
	NC	\$32,000	
	TX	\$10,000	
	MN	\$9,000	
USA TOTALS		\$5,758,500	64.17%

### SESSION TOTALS - DAY 3

Category	Sold	Amount	Average	Median
Pacing Colts	98	\$2,628,000	\$26,816	\$22,000
Pacing Fillies	108	\$2,355,500	\$21,810	\$15,000
Trotting Colts	82	\$2,088,000	\$25,463	\$22,500
Trotting Fillies	68	\$1,967,000	\$28,926	\$25,000
Pacers	206	\$4,983,500	\$24,192	\$17,500
Trotters	150	\$4,055,000	\$27,033	\$25,000
Colts	180	\$4,716,000	\$26,200	\$22,000
Fillies	176	\$4,322,500	\$24,560	\$21,000
Total	356	\$9,038,500	\$25,389	\$20,000

see  
something.  
say  
something.



USTA Integrity Tip Line:  
833-878-2847 (USTATIP) / reportit@ustrotting.com

Harness Racing Update  
on Instagram  
/HARNESSRACINGUPDATE

NY-SIRED  
HORSES  
SOLD  
50% HIGHER  
IN 2021!

It pays to  
breed in NY!

Proud Supporters of the NYSS program

For more information contact:  
Harness Horse Breeders of NYS, Inc.  
PO Box 512 / Oxford, NY 13830  
518-785-5858 / [www.hhbny.com](http://www.hhbny.com)



# HARRISBURG

## 2021 SHSC Yearling Sale

### BUYER DEMOGRAPHICS - CUMULATIVE

Country	Jurisdiction	Gross	% of Sales Gross
CANADA	ON	\$8,743,000	
	QC	\$2,376,000	
	NS	\$162,000	
	AB	\$139,000	
	BC	\$65,000	
	PE	\$17,000	
CANADA TOTALS		\$11,502,000	27.19%
SWEDEN		\$917,000	
UNITED KINGDOM		\$764,000	
FRANCE		\$70,000	
FINLAND		\$17,000	
EUROPE TOTALS		\$1,768,000	4.18%
USA	NJ	\$10,027,000	
	PA	\$4,694,000	
	NY	\$3,916,500	
	FL	\$3,196,000	
	OH	\$1,239,000	
	DE	\$1,077,000	
	MD	\$774,000	
	MA	\$678,000	
	IL	\$598,000	
	KY	\$587,000	
	NC	\$460,000	
	MN	\$454,000	
	ME	\$453,000	
	NH	\$325,000	
	GA	\$222,000	
	VT	\$75,000	
	CT	\$65,000	
	MI	\$59,000	
	IN	\$43,000	
	CA	\$36,000	
	VA	\$35,000	
	TX	\$26,000	
USA TOTALS		\$29,039,500	68.64%

### SESSION TOTALS - CUMULATIVE

Category	Sold	Amount	Average	Median
Pacing Colts	216	\$11,824,000	\$54,741	\$40,000
Pacing Fillies	231	\$10,490,500	\$45,413	\$30,000
Trotting Colts	180	\$9,557,000	\$53,094	\$30,000
Trotting Fillies	150	\$10,594,000	\$70,627	\$35,000
Pacers	447	\$22,314,500	\$49,921	\$32,000
Trotters	330	\$20,151,000	\$61,064	\$32,000
Colts	396	\$21,381,000	\$53,992	\$35,000
Fillies	381	\$21,084,500	\$55,340	\$30,000
Total	777	\$42,465,500	\$54,653	\$32,000

*Champions*  
WINTER WITH US!

*Southern Oaks*  
TRAINING CENTER

Carter Pinske 320.583.4181 • [cjpinske@gmail.com](mailto:cjpinske@gmail.com)  
[www.southernoakstraining.com](http://www.southernoakstraining.com)

**ONTARIO**  
RACING

Working Together for a strong  
Horse Racing Industry in Ontario

**Three Breeds • One Vision**



Have a great story to share?

[EDITOR@HARNESSRACINGUPDATE.COM](mailto:EDITOR@HARNESSRACINGUPDATE.COM)



# Delaware



## Matron hopeful Chase H Hanover has danced every dance in 2021

by Ken Weingartner / USTA media relations manager

Jason Ash and Scott Cox might have wished for better luck for their sophomore pacer Chase H Hanover, but they couldn't ask for better effort.

Chase H Hanover heads to today's (Nov. 11) \$164,750 Matron Stakes for 3-year-old male pacers at Dover Downs with a total of 10 top-three finishes, including three wins, in 18 races this season and \$361,503 in purses.

He's started eight times in stakes worth at least \$100,000 and earned a check in all but two, when he started from post eight in both the Carl Milstein Memorial at MGM Northfield Park and in the Adios at The Meadows. In fact, four of his past five off-the-board finishes dating back to July came from posts seven or eight.

"He's had a good season," said Ash, who co-owns Chase H Hanover with trainer Cox. "We've had some bad luck with post draws and some trips didn't work out, but he's one of those horses that always shows up."

Said Cox, "He made every race we staked him to, other than the



Ken Weingartner / USTA

Chase H Hanover and trainer Scott Cox.



#936, WHATTSA MATTA, P, C, DE  
Badlands Hanover-St Matricks Way-Matt's Scooter

# 11/11

## Harrisburg Mixed

SALE STARTS AT 10:00 A.M.

### HIGHLIGHTING RICH FAMILIES!

#### #900, KILLER STRIPES, P, F, DE

Badlands Hanover-Tiger Style-Life Sign

1/2-sister to He's Got It, p, 1:52.1f (\$172,555). Dam is a 1/2-sister to Art Maker, p, 1:49.1 (\$1,036,217)

#### #904, BELLA BABE, P, F, MD

Quik Pulse Mindale-Winbak Isabella-Western Hanover

1/2-sister to Benji's Best, p, 1:49.4f -'21 (\$279,985)

#### #908, DIVERSIFY, T, F, DE

CR Commando-Bankers Audit-Wall Street Banker

1/2-sister to Big Expense, 1:55f (\$238,388)

#### #910, GOLD RATE, T, F, DE

CR Commando-Current Yield-Like A Prayer

1/2-sister to Odessa, 1:55.3f (\$199,016)

#### #913, IGNITED, P, F, DE

Classic Card Shark-Fire One Up-Rustler Hanover

1/2-sister to Cougar Creek, p, 1:52.1f (\$150,543)

#### #917, CHAOS ON DECK, T, F, DE

Mutineer-French Doll-Donerail

Full-sister to Frenchmen, 1:54.4f (\$219,112)

#### #922, ROD'S BEACH, P, C, DE

Roddy's Bags Again-I Love The Beach-Shotgun Scott

1/2-sister to Kim's Day, p, 1:54.2h (\$205,992)

#### #923, AMERICA THE GREAT, P, C, DE

Delmarvalous-Jet America-Allamerican Native

1/2-brother to American Nitro,np, 1:52.2f -'21 (\$228,049)

#### #936, WHATTSA MATTA, P, C, DE

Badlands Hanover-St Matricks Way-Matt's Scooter

1/2-brother to Doonbeg, p, 3, 1:49.3s (\$724,498)

Don't miss 3 Broodmares & Weanling selling via Winbak Farm's Sale Agency!

Click Here or Scan QR Code for Online Bidding.

James Ladwig, Yearling Manager

410.885.3059 / james.ladwig@winbakfarm.com

www.winbakfarm.com / f / t



North America Cup because we opted to go to the (Pennsylvania Sire Stakes) final. We can't ask for anything more than that. I'd like to have drawn a few different post positions, this and that. But we made it to every race and that's the main thing."

The Matron for 3-year-old male pacers is one of four Matron Stakes for 3-year-olds on today's card. Breeders Crown winners Bella Bellini and Test Of Faith are the morning-line favorites in the filly trot and filly pace, respectively, while In Range is the favorite in the colt-and-gelding trot.

Breeders Crown runner-up Charlie May is the 2-1 top choice from post seven in the colt-and-gelding pace, with Chase H Hanover at 10-1. In his most recent start, Chase H Hanover finished third behind Perfect Sting and Charlie May in the Breeders Crown. Tim Tetrick, who is the leading driver at Dover Downs, will sit behind Chase H Hanover for a third consecutive start. The duo will leave from post three.

"Charlie May will still be good (from post seven); he's just a phenomenal horse," Cox said. "(Chase H Hanover) seems pretty good and fresh. I'm just going to leave it up to Tetrick. He's starting to get a feel for him. Timmy is the top driver at Dover, so he knows his way around the track. I'm pretty happy there."

Chase H Hanover is a son of Captaintreacherous out of Calgary Hanover. Last year, he equaled the world record of 1:51.1 for

a 2-year-old gelding pacer on a half-mile track when he won the Standardbred Stakes at the Delaware County Fairgrounds in Ohio. He ended the campaign with four wins and five seconds.

Three of his runner-up finishes, including the Pennsylvania Sire Stakes championship, came to Southwind Gendry. Now a millionaire, Southwind Gendry is the 5-2 second choice in the Matron.

This year, Chase H Hanover's wins include the Jenna's Beach Boy Stakes. In addition to his third-place finish in the Breeders Crown, he was third in the Messenger.

"He's so easy on himself; that's how he was as a 2-year-old, and 3-year-old," Cox said. "He's very quick out of the gate, so that helps a ton. But he's a very laidback horse. He's taken care of himself."

If all goes well following the Matron, Chase H Hanover will go to the Progress Pace at Dover Downs to cap his campaign.

"We're hoping to finish up the year well," said Ash, a former trainer who has owned horses with Cox for about 20 years. "I think he's in a good spot coming into the Matron. We need a little luck and hopefully we'll get some money in there. We'll see how it shakes out."

Racing begins at 4:30 p.m. (EST) today at Dover Downs. For free TrackMaster program pages courtesy of the Delaware Standardbred Owners Association, click [here](#).

## Harrisburg Hip# 1077

## Kadena Reef

Kadabra – Third Reef – Conway Hall

Already a stakes producer from her only foal...and the **LAST OPPORTUNITY** to acquire a mare in foal to the first crop of **World Champion GIMPANZEE 4, 1:50.**

**KADENA REEF** is a half sister to the dam of **BEAUTIFUL SIN 3, 1:50 (\$406,289).**

**Resultant foal will be eligible for nomination to the enhanced Kentucky Sire Stakes, including the lucrative KY stallion bonus.**

## IN FOAL TO GIMPANZEE

**Selling Thursday, November 11 • Northwood Bloodstock Agency • Main Hall • Row E • Stall 25**



**Dublin Valley Farms.com**

Fredericksburg, Ohio • Call (330) 473-5863 or (330) 231-6209

Email: [info@dublinvalleyfarms.com](mailto:info@dublinvalleyfarms.com)



# 2021

## **IS ALMOST IN THE BOOKS!**

*Say thank you to everyone who helped make 2021 a success,  
while wishing friends, family and fellow horse people  
all the best for a happy & healthy 2022.*

## **HOLIDAY ISSUE: DECEMBER 19**

**BOOK YOUR AD SPACE BY NOVEMBER 30  
AND RECEIVE 10% OFF\***

Call or e-mail Wilma today!  
[hruadsales@gmail.com](mailto:hruadsales@gmail.com) • (519) 476-5571



[www.harnessracingupdate.com](http://www.harnessracingupdate.com)

*Credit card payment accepted  
\* 10% off the 1x rate*

# HRU Upcoming Stakes

## Thursday, November 11

Purse	Race	Track	Age, Sex, Gait	Race #(s)	1st Race Post
\$148,550	Matron Stakes	<a href="#">Dover Downs</a>	3YOFT	6	4:30 p.m.
\$156,300	Matron Stakes	<a href="#">Dover Downs</a>	3YOCT	8	4:30 p.m.
\$129,000	Matron Stakes	<a href="#">Dover Downs</a>	3YOFP	10	4:30 p.m.
\$164,750	Matron Stakes	<a href="#">Dover Downs</a>	3YOCP	12	4:30 p.m.
\$35,000	Jim Vinnell Memorial	<a href="#">Fraser Downs</a>	OLDER MALE PACE	5	1 p.m.
\$75,000	Robert Millbank Memorial final	<a href="#">Fraser Downs</a>	2YOCP	6	1 p.m.
\$35,000	The Lady Elements final	<a href="#">Fraser Downs</a>	OLDER MARE PACE	7	1 p.m.
\$75,000	Robert Murphy Memorial final	<a href="#">Fraser Downs</a>	3YOCP	8	1 p.m.
\$75,000	Betty Millbank Memorial final	<a href="#">Fraser Downs</a>	2YOFP	9	1 p.m.
\$75,000	Mary Murphy Memorial final	<a href="#">Fraser Downs</a>	3YOFP	10	1 p.m.

## Friday, November 12

Purse	Race	Track	Age, Sex, Gait	Race #(s)	1st Race Post
\$17,000	Harvest Series	<a href="#">Woodbine Mohawk Park</a>	ON-SIRED 3YOCT	3, 6	7 p.m.
\$17,000	Harvest Series	<a href="#">Woodbine Mohawk Park</a>	ON-SIRED 3YOCP	4, 9	7 p.m.

## Saturday, November 13

Purse	Race	Track	Age, Sex, Gait	Race #(s)	1st Race Post
\$300,960	Kindergarten Classic final	Meadowlands	2YOCT	5	6:20 p.m.
\$294,580	Kindergarten Classic final	Meadowlands	2YOFT	7	6:20 p.m.
\$220,110	Kindergarten Classic final	Meadowlands	2YOFP	9	6:20 p.m.
\$238,700	Kindergarten Classic final	Meadowlands	2YOCP	11	6:20 p.m.

## Sunday, November 14

Purse	Race	Track	Age, Sex, Gait	Race #(s)	1st Race Post
\$10,000	Sunshine State Stake final - NB	Pompano Park	2YOFT	1 - Non-Betting	5:30 p.m.
\$10,000	Sunshine State Stake final - NB	Pompano Park	2YOCT	2 - Non-Betting	5:30 p.m.
\$10,000	Sunshine State Stake final - NB	Pompano Park	2YOCP	3 - Non-Betting	5:30 p.m.
\$10,000	Sunshine State Stake final	Pompano Park	2YOFP	1	7:20 p.m.

## Monday, November 15

Purse	Race	Track	Age, Sex, Gait	Race #(s)	1st Race Post
\$20,000	Delaware Standardbred Breeders	<a href="#">Dover Downs</a>	2YOCP	1, 4, 8	4:30 p.m.

## Tuesday, November 16

Purse	Race	Track	Age, Sex, Gait	Race #(s)	1st Race Post
\$20,000	Delaware Standardbred Breeders	Dover Downs	2YOFT	1, 2 - Non-Betting	4 p.m.
\$20,000	Delaware Standardbred Breeders	Dover Downs	2YOCT	1, 2, 4	4:30 p.m.

# Who's **HOT** & Who's **NOT**

Last 10 race cards | Stats as of 2021-11-09 | Sorted by win percentage | Drivers min. 10 starts | Trainers min. 5 starts

## Combined Stats - Who's Hot & Who's Not

### ALL NORTH AMERICAN TRACKS

#### HOT

DRIVERS	Starts	Wins	Win %	Place	Show	WPS	WPS %
Redmond Doucet	12	7	58%	2	0	9	75%
Michael Hennessy	25	10	40%	1	6	17	68%
Andrew Campbell	10	4	40%	2	1	7	70%
Heath Campbell	18	7	39%	4	3	14	78%
J Brandon Campbell	55	20	36%	10	7	37	67%
James Morrill Jr	36	13	36%	5	4	22	61%
Christian Lind	30	10	33%	6	5	21	70%
Wyatt Avenatti	12	4	33%	2	1	7	58%
Ake Svanstedt	22	7	32%	2	2	11	50%
Marc Campbell	51	16	31%	10	6	32	63%

TRAINERS	Starts	Wins	Win %	Place	Show	WPS	WPS %
Tyler Borth	7	5	71%	0	0	5	71%
Shayne Barrington	9	6	67%	1	2	9	100%
Scott Mogan	8	5	63%	0	0	5	63%
William Johnson	5	3	60%	0	1	4	80%
Mark Evers	5	3	60%	0	1	4	80%
Bruce Goit	5	3	60%	0	1	4	80%
Cameron McQueen	5	3	60%	1	1	5	100%
Pierre Piedalue	5	3	60%	0	1	4	80%
William Bercury	7	4	57%	1	0	5	71%
J Brandon Campbell	7	4	57%	2	1	7	100%

#### NOT HOT

DRIVERS	Starts	Wins	Win %	Place	Show	WPS	WPS %
Trevor Smith	74	0	0%	4	6	10	14%
Anthony Haughan	40	0	0%	3	9	12	30%
Mark MacDonald	29	0	0%	3	2	5	17%
Scott Young	27	0	0%	2	4	6	22%
Philip Giesbrecht	24	0	0%	4	3	7	29%
Jacob Cutting	22	0	0%	2	2	4	18%
Clarke Steacy	21	0	0%	3	3	6	29%
Corey Braden	20	0	0%	1	5	6	30%
Cordarius Stewart	20	0	0%	3	2	5	25%
Ronald Cushing	16	0	0%	1	0	1	6%

TRAINERS	Starts	Wins	Win %	Place	Show	WPS	WPS %
Patricia Brewer	33	0	0%	2	6	8	24%
Rod Therres	24	0	0%	6	7	13	54%
Jeffrey Smith	24	0	0%	4	3	7	29%
Thomas Hall	18	0	0%	0	6	6	33%
Thomas Fanning	18	0	0%	2	5	7	39%
Randy Bickmore	18	0	0%	3	2	5	28%
Nicholas Callahan	18	0	0%	2	2	4	22%
Nicholas Coblentz	17	0	0%	1	2	3	18%
John Wagner	17	0	0%	1	3	4	24%
Joseph Offutt	16	0	0%	4	3	7	44%



**Harness Racing Update on Twitter**

@HARNESSUPDATE



# #BETONHARNESS

OUR FUTURE DEPENDS ON IT!

# Hollywood Batavia

NEW YORK

## HOT

DRIVERS	Starts	Wins	Win %	Place	Show	WPS	WPS %
James Morrill Jr	64	25	39%	13	5	43	67%
Ray Fisher Jr	19	4	21%	5	1	10	53%
Kyle Cummings	59	12	20%	8	8	28	47%
Kevin Cummings	67	11	16%	13	11	35	52%
Larry Stalbaum	44	6	14%	3	7	16	36%
Andrew Monti	61	8	13%	14	10	32	52%
Michael Caprio	16	2	13%	0	2	4	25%
Denny Bucci	27	3	11%	3	1	7	26%
Shawn McDonough	59	6	10%	5	8	19	32%
Daniel Yetman	22	2	9%	5	3	10	45%

TRAINERS	Starts	Wins	Win %	Place	Show	WPS	WPS %
Kirk Desmond	8	3	38%	0	1	4	50%
Larry Stalbaum	12	4	33%	1	1	6	50%
James Clouser Jr	23	7	30%	7	4	18	78%
Jennifer Giuliani	31	9	29%	6	3	18	58%
Ryan Swift	14	4	29%	3	3	10	71%
Donald Rothfuss	7	2	29%	0	2	4	57%
Russell Bratt	16	4	25%	0	3	7	44%
Tammy Cummings	12	3	25%	2	1	6	50%
Maria Rice	34	8	24%	4	2	14	41%
Darrin Monti	9	2	22%	3	2	7	78%

## NOT HOT

DRIVERS	Starts	Wins	Win %	Place	Show	WPS	WPS %
Rock Vinci	11	0	0%	2	3	5	45%
Ronald Beback Jr	11	0	0%	0	2	2	18%
David McNeight Iii	78	5	6%	9	12	26	33%
Wade Tomaszewski	15	1	7%	2	3	6	40%
James McNeight Jr	71	6	8%	6	14	26	37%
Michael Baumeister	38	3	8%	6	4	13	34%
Daniel Yetman	22	2	9%	5	3	10	45%
Shawn McDonough	59	6	10%	5	8	19	32%
Denny Bucci	27	3	11%	3	1	7	26%
Andrew Monti	61	8	13%	14	10	32	52%

TRAINERS	Starts	Wins	Win %	Place	Show	WPS	WPS %
Rock Vinci	12	0	0%	2	3	5	42%
Cassandra Johnson	12	0	0%	2	1	3	25%
Courtney Wright	9	0	0%	0	2	2	22%
Judith Blau	7	0	0%	3	1	4	57%
David McNeight Sr	7	0	0%	0	1	1	14%
Marc Shuttleworth	6	0	0%	1	1	2	33%
Patrick Galbraith	6	0	0%	3	1	4	67%
Richard Roth	6	0	0%	2	1	3	50%
Randy Seeley	5	0	0%	0	0	0	0%
Ronald Houghtaling	5	0	0%	1	0	1	20%

After they race,  
we find them a place!

New Vocations  
Racehorse Adoption Program

Current Crisis  
Adopted  
October 2020

For more information:  
[www.newvocations.org](http://www.newvocations.org)  
[winnie@horseadoption.com](mailto:winnie@horseadoption.com)  
(734) 320-7918



# Century Downs

## ALBERTA

### HOT

DRIVERS	Starts	Wins	Win %	Place	Show	WPS	WPS %
Nathan Sobey	49	13	27%	11	5	29	59%
J Brandon Campbell	76	18	24%	10	12	40	53%
Michael Hennessy	80	17	21%	9	9	35	44%
David Kelly	83	14	17%	13	14	41	49%
Philip Giesbrecht	82	13	16%	19	13	45	55%
Ryan Grundy	20	3	15%	3	4	10	50%
Tyler Redwood	54	7	13%	6	9	22	41%
Kelly Hoerd	74	8	11%	13	15	36	49%
Rene Goulet	10	1	10%	1	1	3	30%
Jean Gagne	11	1	9%	2	0	3	27%

TRAINERS	Starts	Wins	Win %	Place	Show	WPS	WPS %
Philip Giesbrecht	6	2	33%	1	2	5	83%
Christopher Lancaster	25	8	32%	3	5	16	64%
Gerry Hudon	10	3	30%	2	1	6	60%
Nathan Sobey	51	14	27%	8	8	30	59%
Thomas Miller	33	9	27%	4	6	19	58%
J Brandon Campbell	41	10	24%	6	7	23	56%
Trevor Williams	23	5	22%	4	3	12	52%
Marie Brooking	5	1	20%	1	0	2	40%
William Collins	5	1	20%	0	1	2	40%
Brent Bodor	28	5	18%	2	4	11	39%

### NOT HOT

DRIVERS	Starts	Wins	Win %	Place	Show	WPS	WPS %
Logan Gillis	29	0	0%	1	0	1	3%
Jamie Gray	68	5	7%	12	14	31	46%
Jean Gagne	11	1	9%	2	0	3	27%
Rene Goulet	10	1	10%	1	1	3	30%
Kelly Hoerd	74	8	11%	13	15	36	49%
Tyler Redwood	54	7	13%	6	9	22	41%
Ryan Grundy	20	3	15%	3	4	10	50%
Philip Giesbrecht	82	13	16%	19	13	45	55%
David Kelly	83	14	17%	13	14	41	49%
Michael Hennessy	80	17	21%	9	9	35	44%

TRAINERS	Starts	Wins	Win %	Place	Show	WPS	WPS %
Glenn Lutz	14	0	0%	2	2	4	29%
Kevin Hildebrandt	12	0	0%	1	2	3	25%
Douglas Stout	9	0	0%	0	2	2	22%
Carl Archibald	9	0	0%	2	2	4	44%
Kaitlin Haining	8	0	0%	0	0	0	0%
Garry Schedlosky	6	0	0%	0	3	3	50%
Logan Gillis	5	0	0%	0	0	0	0%
Jacques Lambert	38	1	3%	10	2	13	34%
Joe Ratchford	15	1	7%	2	2	5	33%
Jean Gagne	12	1	8%	2	0	3	25%

# Charlottetown

## PRINCE EDWARD ISLAND

### HOT

DRIVERS	Starts	Wins	Win %	Place	Show	WPS	WPS %
Marc Campbell	90	26	29%	15	9	50	56%
Steven Shepherd	18	5	28%	2	2	9	50%
David Dowling	66	14	21%	19	9	42	64%
Michael McGuigan	14	3	21%	1	0	4	29%
Jason Hughes	85	17	20%	9	16	42	49%
Redmond Doucet	15	3	20%	1	3	7	47%
Kenneth Arsenault	54	8	15%	10	6	24	44%
Adam Merner	70	10	14%	10	13	33	47%
Corey MacPherson	63	6	10%	15	13	34	54%
Brodie Mac Phee	41	4	10%	3	11	18	44%

TRAINERS	Starts	Wins	Win %	Place	Show	WPS	WPS %
Kyle Wilkie	7	4	57%	1	1	6	86%
Neil Bambrick	6	3	50%	0	0	3	50%
Roger MacRae	5	2	40%	1	0	3	60%
Marc Campbell	23	9	39%	4	1	14	61%
Gilles Barrieau	13	5	38%	3	2	10	77%
Daniel Romo	8	3	38%	0	2	5	63%
Harold Shepherd	16	4	25%	2	2	8	50%
Earl Watts	12	3	25%	1	4	8	67%
Trevor Hicken	8	2	25%	1	1	4	50%
Robert Phillips	8	2	25%	2	2	6	75%

### NOT HOT

DRIVERS	Starts	Wins	Win %	Place	Show	WPS	WPS %
Dave Kelly	22	1	5%	1	5	7	32%
Walter Cheverie	16	1	6%	1	5	7	44%
Ken Murphy	67	5	7%	7	12	24	36%
Mark Bradley	45	3	7%	8	4	15	33%
Dale Spence	14	1	7%	3	2	6	43%
Corey MacPherson	63	6	10%	15	13	34	54%
Brodie Mac Phee	41	4	10%	3	11	18	44%
Adam Merner	70	10	14%	10	13	33	47%
Kenneth Arsenault	54	8	15%	10	6	24	44%
Jason Hughes	85	17	20%	9	16	42	49%

TRAINERS	Starts	Wins	Win %	Place	Show	WPS	WPS %
Vaughan Doyle	12	0	0%	2	3	5	42%
Eric Doucette	8	0	0%	0	0	0	0%
Keith Ford	7	0	0%	2	0	2	29%
Wade Sorrie	6	0	0%	2	0	2	33%
Paul Conway	6	0	0%	0	0	0	0%
Jay Noye	6	0	0%	2	0	2	33%
Joseph MacDonald	6	0	0%	1	1	2	33%
Garth Cole	5	0	0%	0	1	1	20%
Tom Weatherbie	5	0	0%	2	0	2	40%
Cynthia Mac Donald	5	0	0%	0	1	1	20%

# Hollywood Dayton

OHIO

## HOT

DRIVERS	Starts	Wins	Win %	Place	Show	WPS	WPS %
Trace Tetrack	38	9	24%	7	6	22	58%
Tyler Smith	103	21	20%	15	17	53	51%
Chris Page	73	13	18%	14	6	33	45%
Kayne Kauffman	82	14	17%	9	6	29	35%
Tony Hall	107	16	15%	12	15	43	40%
Joshua Sutton	78	11	14%	17	11	39	50%
Jeremy Smith	105	13	12%	9	14	36	34%
Shawn Barker II	34	4	12%	1	6	11	32%
Cameron McCown	42	4	10%	2	2	8	19%
Brett Miller	102	9	9%	16	14	39	38%

TRAINERS	Starts	Wins	Win %	Place	Show	WPS	WPS %
Scott Mogan	8	5	63%	0	0	5	63%
Hugh Beatty	6	3	50%	0	2	5	83%
Aaron Hamilton	7	3	43%	0	0	3	43%
Mike Polhamus	13	5	38%	2	1	8	62%
John Georges	6	2	33%	2	0	4	67%
Brian Tatham	6	2	33%	0	3	5	83%
Ronald Burke	23	7	30%	2	2	11	48%
Adam Short	10	3	30%	4	0	7	70%
Kenneth Rucker	7	2	29%	0	1	3	43%
Justin Belanger	7	2	29%	2	2	6	86%

## NOT HOT

DRIVERS	Starts	Wins	Win %	Place	Show	WPS	WPS %
Trevor Smith	67	0	0%	4	6	10	15%
Randy Tharps	12	0	0%	0	1	1	8%
William Mann	11	0	0%	2	1	3	27%
Mitchell Cushing	65	2	3%	6	6	14	22%
Austin Hanners	32	1	3%	3	5	9	28%
Brady Galliers	19	1	5%	2	4	7	37%
Alexander Hawk	18	1	6%	0	1	2	11%
Jason Beattie	36	3	8%	5	4	12	33%
Brett Miller	102	9	9%	16	14	39	38%
Cameron McCown	42	4	10%	2	2	8	19%

TRAINERS	Starts	Wins	Win %	Place	Show	WPS	WPS %
Patricia Brewer	33	0	0%	2	6	8	24%
Jeffrey Smith	24	0	0%	4	3	7	29%
Roy Murphy Jr	16	0	0%	3	2	5	31%
Todd Luther	13	0	0%	1	0	1	8%
Arthur Gregory Jr	11	0	0%	2	1	3	27%
William Mann	11	0	0%	2	1	3	27%
Donald Williams	10	0	0%	1	1	2	20%
Andrew Carlo	9	0	0%	0	1	1	11%
Deborah Swartz	9	0	0%	0	0	0	0%
Daniel Stone	9	0	0%	2	0	2	22%

# Flamboro Downs

ONTARIO

## HOT

DRIVERS	Starts	Wins	Win %	Place	Show	WPS	WPS %
Colin Kelly	51	12	24%	6	6	24	47%
Jean Plante	27	6	22%	3	4	13	48%
Natasha Day	22	4	18%	4	3	11	50%
Aaron Byron	18	3	17%	2	1	6	33%
Jason Ryan	50	8	16%	11	5	24	48%
Scott Coulter	44	7	16%	6	5	18	41%
Austin Sorrie	43	7	16%	6	11	24	56%
Brett MacDonald	65	10	15%	12	6	28	43%
Travis Henry	55	7	13%	4	7	18	33%
J Bradley Harris	15	2	13%	2	3	7	47%

TRAINERS	Starts	Wins	Win %	Place	Show	WPS	WPS %
Stacey Currie	8	5	63%	1	0	6	75%
Thomas Riley	5	3	60%	0	0	3	60%
Jean Plante	9	3	33%	2	0	5	56%
Teresa Stokes	6	2	33%	0	0	2	33%
Blake MacIntosh	18	4	22%	3	1	8	44%
Richard Moreau	20	4	20%	1	3	8	40%
Gerard Demers	15	3	20%	2	2	7	47%
Paul Megens	5	1	20%	0	2	3	60%
Donald Lindsey	5	1	20%	0	0	1	20%
Matthew Dupuis	5	1	20%	1	0	2	40%

## NOT HOT

DRIVERS	Starts	Wins	Win %	Place	Show	WPS	WPS %
Anthony Haughan	33	0	0%	4	8	12	36%
Michael Whelan	19	1	5%	2	2	5	26%
Paul MacKenzie	60	5	8%	8	8	21	35%
Nicholas Steward	13	1	8%	2	0	3	23%
Robert Shepherd	32	3	9%	3	4	10	31%
Ryan Desroche	41	4	10%	9	7	20	49%
Travis Cullen	40	4	10%	5	7	16	40%
Travis Henry	55	7	13%	4	7	18	33%
J Bradley Harris	15	2	13%	2	3	7	47%
Brett MacDonald	65	10	15%	12	6	28	43%

TRAINERS	Starts	Wins	Win %	Place	Show	WPS	WPS %
Robert Fellows	10	0	0%	1	2	3	30%
Stephane Larocque	9	0	0%	1	2	3	33%
Steven Hudon	9	0	0%	0	0	0	0%
Tyler Nostadt	9	0	0%	2	2	4	44%
Mark Winacott	8	0	0%	4	0	4	50%
Robert Jenkins Jr	8	0	0%	0	3	3	38%
Garry MacDonald	8	0	0%	0	2	2	25%
Ronald MacDonald	7	0	0%	2	1	3	43%
Jeffrey Williamson	7	0	0%	0	1	1	14%
Brenda Duncan	6	0	0%	0	0	0	0%

# Fraser Downs

## BRITISH COLUMBIA

### HOT

DRIVERS	Starts	Wins	Win %	Place	Show	WPS	WPS %
Glenn White	11	6	55%	4	0	10	91%
J Brandon Campbell	87	30	34%	17	14	61	70%
Rod Therres	52	12	23%	13	14	39	75%
Kevin Anderson	14	3	21%	2	0	5	36%
Kelly Hoerd	81	14	17%	14	18	46	57%
David Kelly	26	4	15%	6	4	14	54%
Scott Knight	68	9	13%	14	7	30	44%
Tyler Redwood	15	2	13%	1	0	3	20%
John Vukelich	18	2	11%	0	1	3	17%
Constance Kolthammer	11	1	9%	1	4	6	55%

TRAINERS	Starts	Wins	Win %	Place	Show	WPS	WPS %
Rick White	7	5	71%	2	0	7	100%
Alina MacLeod	5	3	60%	1	0	4	80%
Dennis Johnston	16	5	31%	5	1	11	69%
Jim Marino	87	23	26%	15	15	53	61%
Donna Cunningham	8	2	25%	1	0	3	38%
Christopher Lancaster	8	2	25%	2	1	5	63%
Clinton Warrington Jr	22	5	23%	4	3	12	55%
Kevin Anderson	14	3	21%	2	0	5	36%
Kelly Hoerd	49	9	18%	6	11	26	53%
Gordon Abbott	11	2	18%	2	1	5	45%

### NOT HOT

DRIVERS	Starts	Wins	Win %	Place	Show	WPS	WPS %
Richard Lancaster	25	0	0%	5	5	10	40%
Christopher Linford	15	0	0%	2	3	5	33%
Bradley Watt	34	1	3%	3	7	11	32%
Gilles Bouvier	29	1	3%	0	6	7	24%
Robert Scrannage	19	1	5%	0	2	3	16%
Clinton Warrington Jr	17	1	6%	4	3	8	47%
David Hudon	48	4	8%	8	8	20	42%
Blaine Chappell	36	3	8%	4	4	11	31%
Constance Kolthammer	11	1	9%	1	4	6	55%
John Vukelich	18	2	11%	0	1	3	17%

TRAINERS	Starts	Wins	Win %	Place	Show	WPS	WPS %
Randy Rutledge	17	0	0%	0	2	2	12%
James Burke	12	0	0%	2	1	3	25%
Kenneth Dorman	11	0	0%	1	1	2	18%
John Chappell	7	0	0%	2	1	3	43%
Samuel Robinson	7	0	0%	1	0	1	14%
Darren Poloway	6	0	0%	1	3	4	67%
Paul Urquhart	5	0	0%	0	2	2	40%
C Brent Hill	5	0	0%	0	0	0	0%
Robert Galarneau	5	0	0%	0	0	0	0%
David Bilyk	5	0	0%	1	3	4	80%

# Freehold

## NEW JERSEY

### HOT

DRIVERS	Starts	Wins	Win %	Place	Show	WPS	WPS %
Austin Siegelman	90	21	23%	11	6	38	42%
James Marohn Jr	65	15	23%	13	10	38	58%
Andy Miller	16	3	19%	0	1	4	25%
Luke Hanners	75	13	17%	10	10	33	44%
Brett Beckwith	48	7	15%	9	5	21	44%
Daniel Dube	20	3	15%	4	1	8	40%
Tyler Miller	49	7	14%	5	5	17	35%
Eric Abbatiello	75	9	12%	9	13	31	41%
Jack Pelling	34	4	12%	8	8	20	59%
Vincent Ginsburg	83	9	11%	11	13	33	40%

TRAINERS	Starts	Wins	Win %	Place	Show	WPS	WPS %
Israel Estrada	14	6	43%	2	3	11	79%
Tony Alagna	5	2	40%	1	2	5	100%
Ronald Burke	5	2	40%	0	0	2	40%
Michael Annunziata	5	2	40%	0	0	2	40%
Leo Iordan	6	2	33%	1	1	4	67%
Paul Stafford	6	2	33%	0	2	4	67%
Alexandra Goldin	6	2	33%	2	0	4	67%
Mathew Aubin	13	4	31%	0	1	5	38%
Philip Jasper	17	5	29%	3	2	10	59%
William MacKenzie	8	2	25%	2	1	5	63%

### NOT HOT

DRIVERS	Starts	Wins	Win %	Place	Show	WPS	WPS %
Jeffrey Dauplaise	10	0	0%	0	1	1	10%
Philip Lacorte Iii	10	0	0%	2	1	3	30%
Troy Beyer	69	4	6%	10	17	31	45%
Ray Baynes	15	1	7%	1	3	5	33%
James Foley	12	1	8%	2	2	5	42%
Joe Hanney	11	1	9%	0	1	2	18%
Vincent Ginsburg	83	9	11%	11	13	33	40%
Stephen Smith	62	7	11%	8	9	24	39%
Eric Abbatiello	75	9	12%	9	13	31	41%
Jack Pelling	34	4	12%	8	8	20	59%

TRAINERS	Starts	Wins	Win %	Place	Show	WPS	WPS %
Katie Gangell	12	0	0%	1	3	4	33%
Dawn Anderson	10	0	0%	0	4	4	40%
Daniel Murray	10	0	0%	0	4	4	40%
Philip Lacorte Iii	10	0	0%	2	1	3	30%
Lewis Nunes	9	0	0%	1	2	3	33%
John Wyatt	8	0	0%	2	1	3	38%
Doreen Dailey	8	0	0%	1	2	3	38%
Brian Magie Jr	6	0	0%	1	0	1	17%
Bruce Saunders	6	0	0%	1	0	1	17%
Alfredo Collazo	6	0	0%	1	0	1	17%

# Harrah's Hoosier Park

## INDIANA

### HOT

DRIVERS	Starts	Wins	Win %	Place	Show	WPS	WPS %
Trace Tetrick	114	28	25%	21	17	66	58%
Peter Wrenn	32	8	25%	6	5	19	59%
Richard Plano	36	6	17%	5	3	14	39%
John De Long	102	14	14%	15	14	43	42%
Braxten Boyd	70	10	14%	6	5	21	30%
Bradley Ferguson	22	3	14%	1	2	6	27%
Robert Taylor	14	2	14%	2	2	6	43%
Richard Macomber Jr	54	7	13%	5	6	18	33%
Andy Shetler	32	4	13%	4	3	11	34%
Atlee Bender	26	3	12%	7	2	12	46%

TRAINERS	Starts	Wins	Win %	Place	Show	WPS	WPS %
Tony Alagna	6	3	50%	0	0	3	50%
James Guagliardo	6	3	50%	1	1	5	83%
Scott George	31	13	42%	8	1	22	71%
Robert Taylor	9	3	33%	3	1	7	78%
Michele Weinmann	6	2	33%	2	0	4	67%
Melanie Wrenn	20	6	30%	3	5	14	70%
Melissa Essig	14	4	29%	2	0	6	43%
Matthew Rheinheimer	7	2	29%	0	2	4	57%
Richard Plano	34	7	21%	5	3	15	44%
Charles Stewart	14	3	21%	4	3	10	71%

### NOT HOT

DRIVERS	Starts	Wins	Win %	Place	Show	WPS	WPS %
Kyle Husted	15	0	0%	4	1	5	33%
Casey Leonard	68	3	4%	2	7	12	18%
Lewayne Miller	70	5	7%	8	8	21	30%
Joseph Putnam	29	2	7%	4	3	9	31%
Brandon Bates	51	4	8%	8	2	14	27%
Kyle Wilfong	51	4	8%	4	6	14	27%
Matthew Krueger	40	3	8%	3	5	11	28%
Michael Oosting	80	7	9%	5	19	31	39%
Samuel Widger	113	11	10%	17	10	38	34%
Donald Eash	19	2	11%	2	5	9	47%

TRAINERS	Starts	Wins	Win %	Place	Show	WPS	WPS %
Thomas Simmons	15	0	0%	1	1	2	13%
Terry Leonard	14	0	0%	0	2	2	14%
Ronnie Roberts	13	0	0%	1	1	2	15%
Joseph Putnam	12	0	0%	3	2	5	42%
Ernest Gaskin	11	0	0%	1	1	2	18%
Jace Sundeen	9	0	0%	1	0	1	11%
Bill Beechy	9	0	0%	1	1	2	22%
Nelson Willis	8	0	0%	0	4	4	50%
John Finn	8	0	0%	0	0	0	0%
Gary Rath	8	0	0%	0	0	0	0%

# Meadowlands

## NEW JERSEY

### HOT

DRIVERS	Starts	Wins	Win %	Place	Show	WPS	WPS %
Todd McCarthy	73	18	25%	8	5	31	42%
Victor Kirby	27	6	22%	2	4	12	44%
Ake Svanstedt	28	6	21%	2	4	12	43%
Dexter Dunn	65	13	20%	12	9	34	52%
Montrell Teague	10	2	20%	2	0	4	40%
Joseph Bongiorno	12	2	17%	0	0	2	17%
Tim Tetrick	60	9	15%	11	10	30	50%
Yannick Gingras	56	8	14%	8	11	27	48%
Scott Zeron	54	7	13%	6	4	17	31%
David Miller	47	6	13%	8	6	20	43%

TRAINERS	Starts	Wins	Win %	Place	Show	WPS	WPS %
Israel Estrada	10	4	40%	2	0	6	60%
Brett Pelling	23	8	35%	3	5	16	70%
Joseph Pavia Jr	6	2	33%	2	1	5	83%
Ricky Bucci	6	2	33%	0	1	3	50%
Brian Brown	7	2	29%	2	1	5	71%
Jennifer Bongiorno	20	5	25%	1	2	8	40%
Raymond Schnittker	13	3	23%	1	0	4	31%
Domenico Cecere	13	3	23%	1	4	8	62%
Lucas Wallin	9	2	22%	0	0	2	22%
Linda Toscano	20	4	20%	2	2	8	40%

### NOT HOT

DRIVERS	Starts	Wins	Win %	Place	Show	WPS	WPS %
Troy Beyer	13	0	0%	3	2	5	38%
Stephen Smith	30	1	3%	1	2	4	13%
Andrew McCarthy	46	2	4%	4	5	11	24%
Marcus Miller	34	2	6%	3	4	9	26%
Mark MacDonald	55	4	7%	10	5	19	35%
Andy Miller	28	2	7%	1	3	6	21%
Brian Sears	64	5	8%	9	13	27	42%
Tyler Miller	26	2	8%	3	5	10	38%
Luke Hanners	12	1	8%	1	0	2	17%
John Calabrese	10	1	10%	1	1	3	30%

TRAINERS	Starts	Wins	Win %	Place	Show	WPS	WPS %
Mark Harder	15	0	0%	2	4	6	40%
Stacy Chiodo	13	0	0%	2	0	2	15%
Per Engblom	13	0	0%	0	3	3	23%
Mark Silva	12	0	0%	4	1	5	42%
Ervin Miller	12	0	0%	1	3	4	33%
Williams Hernandez	11	0	0%	1	0	1	9%
Andrew Harris	9	0	0%	0	1	1	11%
Thomas Fanning	8	0	0%	1	1	2	25%
Dylan Davis	7	0	0%	1	2	3	43%
Thomas Cancelliere	7	0	0%	0	1	1	14%

# The Meadows

## PENNSYLVANIA

### HOT

DRIVERS	Starts	Wins	Win %	Place	Show	WPS	WPS %
Ronnie Wrenn Jr	50	15	30%	8	3	26	52%
David Miller	10	3	30%	1	1	5	50%
David Palone	103	27	26%	15	15	57	55%
Aaron Merriman	82	21	26%	17	8	46	56%
James Pantaleano	12	2	17%	0	3	5	42%
Shawn Johnston	12	2	17%	2	2	6	50%
Wilbur Yoder	20	3	15%	2	1	6	30%
Hunter Myers	85	10	12%	14	15	39	46%
Ridge Warren	81	10	12%	11	10	31	38%
Jeremy Indof	68	8	12%	6	8	22	32%

TRAINERS	Starts	Wins	Win %	Place	Show	WPS	WPS %
Santiago Porfilio	15	7	47%	3	1	11	73%
William Bercury	9	4	44%	1	0	5	56%
Norm Parker	5	2	40%	0	0	2	40%
Jean Rastetter	5	2	40%	1	1	4	80%
Jason Robinson	16	6	38%	1	1	8	50%
Sarah Andrews	9	3	33%	0	0	3	33%
Richard Gillock	6	2	33%	1	0	3	50%
Ronald Burke	60	18	30%	14	4	36	60%
William Daugherty Jr	7	2	29%	1	1	4	57%
Wilbur Yoder	7	2	29%	0	0	2	29%

### NOT HOT

DRIVERS	Starts	Wins	Win %	Place	Show	WPS	WPS %
Brady Brown	105	4	4%	16	13	33	31%
Mike Wilder	73	3	4%	10	14	27	37%
Dan Rawlings	39	2	5%	3	8	13	33%
Daniel Charlino	53	4	8%	6	5	15	28%
Brian Zendt	25	2	8%	1	4	7	28%
Bryce Brocklehurst	12	1	8%	1	1	3	25%
Hunter Myers	85	10	12%	14	15	39	46%
Ridge Warren	81	10	12%	11	10	31	38%
Jeremy Indof	68	8	12%	6	8	22	32%
Wilbur Yoder	20	3	15%	2	1	6	30%

TRAINERS	Starts	Wins	Win %	Place	Show	WPS	WPS %
Roger Hammer	15	0	0%	0	0	0	0%
James Rothfuss	12	0	0%	1	1	2	17%
Kris Rickert	11	0	0%	1	2	3	27%
Stephen Schoeffel	11	0	0%	1	0	1	9%
Ashley Brown	11	0	0%	2	1	3	27%
Dean Collins	10	0	0%	3	0	3	30%
Andy Rickert	10	0	0%	2	2	4	40%
John Sullivan	10	0	0%	1	0	1	10%
Kevin Johnson	9	0	0%	0	1	1	11%
William Zendt	9	0	0%	1	0	1	11%

# Monticello

## NEW YORK

### HOT

DRIVERS	Starts	Wins	Win %	Place	Show	WPS	WPS %
Cory Stratton	57	16	28%	6	9	31	54%
Michael Merton	53	13	25%	9	4	26	49%
Bruce Aldrich Jr	69	13	19%	11	10	34	49%
Gregory Merton	19	3	16%	4	2	9	47%
Kyle Dibenedetto	50	7	14%	6	7	20	40%
Brandon Parker	64	8	13%	9	12	29	45%
Jim Taggart Jr	70	8	11%	8	14	30	43%
McGwire Sowers	22	2	9%	3	4	9	41%
Renaldo Morales Iii	59	5	8%	11	8	24	41%
Frederick Bourgault	12	1	8%	6	0	7	58%

TRAINERS	Starts	Wins	Win %	Place	Show	WPS	WPS %
John Berger	5	3	60%	1	0	4	80%
Christopher Petrelli	13	6	46%	0	3	9	69%
Robert Harmon	7	3	43%	1	1	5	71%
John Stubits	6	2	33%	0	1	3	50%
Al Annunziata	10	3	30%	0	2	5	50%
Ashley Eldred	15	4	27%	4	1	9	60%
Dawn Devaux	12	3	25%	1	3	7	58%
Robert Lounsbury	8	2	25%	1	2	5	63%
Thomas Merton	18	4	22%	2	1	7	39%
Gary Messenger	20	4	20%	2	5	11	55%

### NOT HOT

DRIVERS	Starts	Wins	Win %	Place	Show	WPS	WPS %
Shane Taggart	13	0	0%	0	2	2	15%
John De Simone Jr	10	0	0%	2	1	3	30%
Renaldo Morales Iii	59	5	8%	11	8	24	41%
Frederick Bourgault	12	1	8%	6	0	7	58%
McGwire Sowers	22	2	9%	3	4	9	41%
Jim Taggart Jr	70	8	11%	8	14	30	43%
Brandon Parker	64	8	13%	9	12	29	45%
Kyle Dibenedetto	50	7	14%	6	7	20	40%
Gregory Merton	19	3	16%	4	2	9	47%
Bruce Aldrich Jr	69	13	19%	11	10	34	49%

TRAINERS	Starts	Wins	Win %	Place	Show	WPS	WPS %
Shane Taggart	13	0	0%	0	2	2	15%
Richard Campolong	10	0	0%	1	0	1	10%
David Dziengiel	9	0	0%	2	1	3	33%
Arthur Green	8	0	0%	1	1	2	25%
Cedric Washington	7	0	0%	0	0	0	0%
Carmen Auciello	7	0	0%	3	0	3	43%
Steven Moore	7	0	0%	1	1	2	29%
John De Simone Jr	6	0	0%	2	1	3	50%
Ralph Silvestri Iii	5	0	0%	1	0	1	20%
William Parker Jr	5	0	0%	1	2	3	60%

# Northfield Park

OHIO

## HOT

DRIVERS	Starts	Wins	Win %	Place	Show	WPS	WPS %
Ronnie Wrenn Jr	94	26	28%	22	9	57	61%
Aaron Merriman	115	29	25%	22	19	70	61%
Billy Davis Jr	95	14	15%	7	14	35	37%
Ryan Stahl	56	7	13%	6	4	17	30%
Christopher Lems	104	12	12%	7	17	36	35%
Ray Fisher Jr	79	9	11%	8	4	21	27%
Greg Grismore	78	7	9%	9	7	23	29%
Keith Kash Jr	33	3	9%	3	5	11	33%
Timothy Deaton	11	1	9%	1	2	4	36%
Kurt Sugg	119	10	8%	15	12	37	31%

TRAINERS	Starts	Wins	Win %	Place	Show	WPS	WPS %
Paul Holzman	6	3	50%	0	0	3	50%
Kent Sherman	15	6	40%	2	1	9	60%
Rosy Weaver	5	2	40%	1	0	3	60%
David Lake	9	3	33%	1	0	4	44%
Vernon Beachy	6	2	33%	1	1	4	67%
Ronald Burke	16	5	31%	3	1	9	56%
James Lupton	13	4	31%	0	0	4	31%
Christopher Beaver	7	2	29%	3	0	5	71%
Tobias Troyer	7	2	29%	1	1	4	57%
Cory Kreiser	30	8	27%	5	1	14	47%

## NOT HOT

DRIVERS	Starts	Wins	Win %	Place	Show	WPS	WPS %
Luke Ebersole	51	2	4%	7	11	20	39%
Jason Thompson	36	2	6%	3	5	10	28%
Nick Clegg	18	1	6%	4	2	7	39%
Chris Presley	17	1	6%	3	3	7	41%
David Lake	45	3	7%	5	4	12	27%
Kurt Sugg	119	10	8%	15	12	37	31%
Hunter Myers	96	8	8%	13	12	33	34%
Greg Grismore	78	7	9%	9	7	23	29%
Keith Kash Jr	33	3	9%	3	5	11	33%
Timothy Deaton	11	1	9%	1	2	4	36%

TRAINERS	Starts	Wins	Win %	Place	Show	WPS	WPS %
Thomas Hall	18	0	0%	0	6	6	33%
Christopher Allen	11	0	0%	1	2	3	27%
James Day	11	0	0%	0	1	1	9%
Jason McGinnis	10	0	0%	2	4	6	60%
Billy Farmer	10	0	0%	2	1	3	30%
Lloyd Mansfield	10	0	0%	0	0	0	0%
Christopher Short	9	0	0%	0	2	2	22%
Sean Mapes	9	0	0%	0	0	0	0%
Tye Loy	8	0	0%	1	0	1	13%
Charles Myrick	8	0	0%	0	2	2	25%

# Northville Downs

MICHIGAN

## HOT

DRIVERS	Starts	Wins	Win %	Place	Show	WPS	WPS %
Carl Putnam Jr	15	4	27%	3	1	8	53%
Timothy Driver	14	3	21%	1	4	8	57%
David Lake	88	16	18%	13	11	40	45%
Bart Stimer	17	3	18%	2	2	7	41%
Kody Massey	77	13	17%	11	8	32	42%
Justin Irvine	80	13	16%	11	11	35	44%
Donald Harmon	64	10	16%	8	7	25	39%
John Moody	31	5	16%	4	3	12	39%
Lindsay Moen	63	9	14%	3	8	20	32%
Jason Merriman	76	10	13%	12	10	32	42%

TRAINERS	Starts	Wins	Win %	Place	Show	WPS	WPS %
Raymond Farmer	8	5	63%	0	1	6	75%
Russel Du	7	3	43%	1	2	6	86%
Hage Ver	9	3	33%	2	0	5	56%
Allen Tomlinson	6	2	33%	0	0	2	33%
Danielle St Louis	16	5	31%	1	2	8	50%
Linda Main	13	4	31%	0	3	7	54%
William Johnson	10	3	30%	1	3	7	70%
Scott Galloway	7	2	29%	2	0	4	57%
Sam Mignano	7	2	29%	1	2	5	71%
Paul Cloer Jr	25	7	28%	1	5	13	52%

## NOT HOT

DRIVERS	Starts	Wins	Win %	Place	Show	WPS	WPS %
Kim Pluta	61	2	3%	6	12	20	33%
Gerald Malady	25	1	4%	3	3	7	28%
Charles Taylor	71	5	7%	16	8	29	41%
Arthur Mc Ilmurray	80	7	9%	3	15	25	31%
Skip De Mull	50	6	12%	6	7	19	38%
Jason Merriman	76	10	13%	12	10	32	42%
Lindsay Moen	63	9	14%	3	8	20	32%
Justin Irvine	80	13	16%	11	11	35	44%
Donald Harmon	64	10	16%	8	7	25	39%
John Moody	31	5	16%	4	3	12	39%

TRAINERS	Starts	Wins	Win %	Place	Show	WPS	WPS %
Oscar Sievert	14	0	0%	2	2	4	29%
Ronald Van Wagoner	12	0	0%	5	0	5	42%
Jeremy Jones	11	0	0%	3	3	6	55%
Kim Pluta	10	0	0%	1	3	4	40%
Cheryl Whitsell	10	0	0%	3	0	3	30%
Sarena Evans	10	0	0%	1	2	3	30%
Brent Beamish	9	0	0%	0	0	0	0%
Elpidio Bernardi Jr	8	0	0%	1	2	3	38%
Kent Hess	8	0	0%	2	2	4	50%
Michael Haley	8	0	0%	1	1	2	25%

# Oak Grove

## KENTUCKY

### HOT

DRIVERS	Starts	Wins	Win %	Place	Show	WPS	WPS %
Joseph Putnam	35	10	29%	6	4	20	57%
Wyatt Avenatti	17	5	29%	4	1	10	59%
Archie Buford	28	7	25%	2	2	11	39%
Christian Lind	58	14	24%	11	8	33	57%
Atlee Bender	48	10	21%	6	10	26	54%
Randy Crisler	44	7	16%	9	2	18	41%
Juan Franco	25	4	16%	2	4	10	40%
Todd Warren	13	2	15%	2	1	5	38%
Tyler Smith	13	2	15%	4	4	10	77%
Kyle Wilfong	77	11	14%	14	18	43	56%

TRAINERS	Starts	Wins	Win %	Place	Show	WPS	WPS %
Anette Lorentzon	14	8	57%	2	2	12	86%
Don Campbell	7	3	43%	2	1	6	86%
David Avenatti	13	5	38%	4	0	9	69%
Joseph Putnam	15	5	33%	2	0	7	47%
Ronald Best	9	3	33%	1	0	4	44%
Ervin Miller	13	4	31%	2	3	9	69%
Jack Gray Jr	10	3	30%	4	0	7	70%
Curtis Rice	17	5	29%	2	4	11	65%
Donna Gilson-Eferstein	7	2	29%	0	2	4	57%
David Brooks	19	5	26%	1	5	11	58%

### NOT HOT

DRIVERS	Starts	Wins	Win %	Place	Show	WPS	WPS %
Jordan Patton	14	0	0%	1	4	5	36%
Marcus Turner	11	0	0%	0	1	1	9%
Cordarius Stewart	33	1	3%	3	5	9	27%
Jamaal Denson	24	1	4%	4	2	7	29%
Tyler Shehan	56	3	5%	3	7	13	23%
Randal Jerrell	19	1	5%	6	3	10	53%
Gerald Longo	14	1	7%	1	1	3	21%
Charles Conrad	25	2	8%	4	2	8	32%
Devon Tharps	13	1	8%	3	0	4	31%
Tom Tetrick	35	3	9%	3	2	8	23%

TRAINERS	Starts	Wins	Win %	Place	Show	WPS	WPS %
Richard Bertrand	22	0	0%	3	2	5	23%
Jill Brown	20	0	0%	1	4	5	25%
Mike Hollenback	14	0	0%	2	1	3	21%
Charles Conrad	11	0	0%	2	1	3	27%
Donald Brock	9	0	0%	1	0	1	11%
Cornelius Cavett	9	0	0%	1	2	3	33%
Thomas Graham Jr	8	0	0%	0	0	0	0%
David Brown	7	0	0%	1	2	3	43%
Matthew Avenatti	7	0	0%	2	1	3	43%
Brett Ballinger	6	0	0%	0	4	4	67%



# Inspect Accredit Grant



## STANDARD BRED TRANSITION ALLIANCE

P.O. Box 377, Laurelville, OH 43135  
E: [administrator@standardbredtransition.org](mailto:administrator@standardbredtransition.org)

[CLICK HERE](#)  
Support Aftercare Today!

# Harrah's Philadelphia

## PENNSYLVANIA

### HOT

DRIVERS	Starts	Wins	Win %	Place	Show	WPS	WPS %
Ake Svanstedt	10	4	40%	0	1	5	50%
Tim Tetrick	57	15	26%	10	5	30	53%
George Napolitano Jr	81	19	23%	11	12	42	52%
Dexter Dunn	31	7	23%	4	7	18	58%
Yannick Gingras	39	8	21%	6	6	20	51%
Andrew McCarthy	46	8	17%	12	8	28	61%
Montrell Teague	42	7	17%	3	6	16	38%
Todd McCarthy	53	8	15%	7	9	24	45%
David Miller	82	11	13%	18	9	38	46%
Anthony Morgan	32	4	13%	7	5	16	50%

TRAINERS	Starts	Wins	Win %	Place	Show	WPS	WPS %
Sean Bier	7	4	57%	0	1	5	71%
Tony Alagna	14	6	43%	0	3	9	64%
James Groff	5	2	40%	0	0	2	40%
Scott Di Domenico	18	6	33%	3	4	13	72%
Ake Svanstedt	12	4	33%	1	1	6	50%
Harry Landy	6	2	33%	0	1	3	50%
Charles Crissman Jr	6	2	33%	1	0	3	50%
Ronald Coyne Jr	10	3	30%	3	2	8	80%
Ronald Burke	17	5	29%	1	2	8	47%
Jeffrey Cullipher	14	4	29%	4	2	10	71%

### NOT HOT

DRIVERS	Starts	Wins	Win %	Place	Show	WPS	WPS %
Marcus Miller	57	2	4%	4	4	10	18%
Troy Beyer	23	1	4%	2	1	4	17%
Russell Foster	19	1	5%	1	7	9	47%
Corey Callahan	52	3	6%	7	8	18	35%
Patrick Berry	36	2	6%	5	7	14	39%
Simon Allard	62	5	8%	7	12	24	39%
Jack Pelling	11	1	9%	2	0	3	27%
Patrick Ryder	11	1	9%	1	0	2	18%
Todd Schadel	10	1	10%	1	0	2	20%
Stephen Smith	18	2	11%	0	4	6	33%

TRAINERS	Starts	Wins	Win %	Place	Show	WPS	WPS %
Joseph Eisenhower Sr	10	0	0%	0	0	0	0%
Steven Cook	9	0	0%	3	1	4	44%
Frank Tsipouras	9	0	0%	3	0	3	33%
Anthony Defrancesco Iv	9	0	0%	1	0	1	11%
Michael Polhemus	9	0	0%	0	0	0	0%
Thomas Fanning	8	0	0%	1	2	3	38%
Bruce Saunders	8	0	0%	1	2	3	38%
John Butenschoen	8	0	0%	2	0	2	25%
J Neal Ehrhart	8	0	0%	0	1	1	13%
Jennifer Bongiorno	8	0	0%	1	2	3	38%

# Plainridge Park

## MASSACHUSETTS

### HOT

DRIVERS	Starts	Wins	Win %	Place	Show	WPS	WPS %
Shawn Gray	48	16	33%	8	6	30	63%
Wallace Watson	15	3	20%	2	0	5	33%
Andrew Monti	77	14	18%	8	8	30	39%
Jay Randall	54	9	17%	6	5	20	37%
Bruce Ranger	68	10	15%	13	7	30	44%
Kevin Switzer Jr	74	9	12%	9	14	32	43%
Winston Campbell	67	8	12%	9	15	32	48%
Nicholas Graffam	74	8	11%	11	9	28	38%
James Hardy	21	2	10%	4	3	9	43%
Stephen Smith	11	1	9%	3	2	6	55%

TRAINERS	Starts	Wins	Win %	Place	Show	WPS	WPS %
Nancy Longobardi	7	3	43%	2	0	5	71%
Brett Derue	5	2	40%	1	0	3	60%
Melissa Beckwith	6	2	33%	1	0	3	50%
David Crochere	13	4	31%	3	0	7	54%
Jimmy Nickerson	35	10	29%	6	2	18	51%
Robert Leslie	7	2	29%	2	0	4	57%
Daniel Tuccillo Jr	7	2	29%	1	0	3	43%
Jaymes McAssey	7	2	29%	1	1	4	57%
Elisha Lafreniere	19	5	26%	1	1	7	37%
James Dunn	12	3	25%	0	3	6	50%

### NOT HOT

DRIVERS	Starts	Wins	Win %	Place	Show	WPS	WPS %
Todd O'dea	11	0	0%	2	1	3	27%
Ronald Cushing	20	1	5%	2	0	3	15%
Michael Stevenson	32	2	6%	4	6	12	38%
Matthew Athearn	59	5	8%	10	11	26	44%
Stephen Smith	11	1	9%	3	2	6	55%
James Hardy	21	2	10%	4	3	9	43%
Nicholas Graffam	74	8	11%	11	9	28	38%
Kevin Switzer Jr	74	9	12%	9	14	32	43%
Winston Campbell	67	8	12%	9	15	32	48%
Bruce Ranger	68	10	15%	13	7	30	44%

TRAINERS	Starts	Wins	Win %	Place	Show	WPS	WPS %
Todd O'dea	14	0	0%	3	1	4	29%
Michael Eaton	11	0	0%	2	2	4	36%
Charlene Cushing	11	0	0%	1	4	5	45%
Ralph Andersen	9	0	0%	3	1	4	44%
Jamie Gerard	9	0	0%	4	2	6	67%
Mark Harris	9	0	0%	1	2	3	33%
Jackie Greene	9	0	0%	2	3	5	56%
K William Krikorian	9	0	0%	0	2	2	22%
Terrence Mc Gee	7	0	0%	0	0	0	0%
Mark Eaton	7	0	0%	3	1	4	57%

# Rideau Carleton Raceway

ONTARIO

## HOT

DRIVERS	Starts	Wins	Win %	Place	Show	WPS	WPS %
Guy Gagnon	93	29	31%	16	15	60	65%
Jimmy Gagnon	11	3	27%	1	1	5	45%
Darcy Clancy	18	4	22%	3	3	10	56%
Pascal Berube	89	19	21%	17	16	52	58%
Robert Robinson	12	2	17%	2	3	7	58%
Stephane Brosseau	72	11	15%	13	10	34	47%
Mike Healey	20	3	15%	2	4	9	45%
Jacques Beaudoin	13	2	15%	1	0	3	23%
Steeven Genois	25	3	12%	3	0	6	24%
Daniel St Pierre	10	1	10%	0	2	3	30%

TRAINERS	Starts	Wins	Win %	Place	Show	WPS	WPS %
Guy Gagnon	41	12	29%	6	5	23	56%
Mandy Archer	47	13	28%	14	5	32	68%
John MacMillan	53	14	26%	8	4	26	49%
Carol Voyer	8	2	25%	1	0	3	38%
Robert Bernicky	10	2	20%	1	4	7	70%
Ted McDonald	5	1	20%	0	0	1	20%
Robert Robinson	5	1	20%	1	2	4	80%
Richard Hebert	5	1	20%	0	1	2	40%
Christina Miller	5	1	20%	0	0	1	20%
Victor Puddy	78	14	18%	12	12	38	49%

## NOT HOT

DRIVERS	Starts	Wins	Win %	Place	Show	WPS	WPS %
Drew Smyth	15	0	0%	1	2	3	20%
Philip Reid	10	0	0%	0	0	0	0%
Richard Simard	25	1	4%	1	1	3	12%
Clarke Steacy	48	3	6%	6	6	15	31%
Ryan Guy	71	5	7%	5	11	21	30%
Samuel Fillion	60	5	8%	10	13	28	47%
Marie-Claude Auger	76	7	9%	8	10	25	33%
Stephane Pouliot	68	6	9%	13	7	26	38%
Daniel St Pierre	10	1	10%	0	2	3	30%
Steeven Genois	25	3	12%	3	0	6	24%

TRAINERS	Starts	Wins	Win %	Place	Show	WPS	WPS %
Kathy McBride	23	0	0%	3	2	5	22%
Michelle Leblanc	17	0	0%	3	2	5	29%
Johanne Begin	10	0	0%	1	0	1	10%
Drew Smyth	10	0	0%	0	1	1	10%
Carl Duguay	9	0	0%	0	1	1	11%
Gina Bragagnolo	9	0	0%	3	1	4	44%
Ryan Guy	9	0	0%	0	2	2	22%
Jamie Johnston	8	0	0%	0	0	0	0%
Pierre Lepine	8	0	0%	0	0	0	0%
Gerard Vaillancourt	7	0	0%	2	1	3	43%

# Rosecroft

MARYLAND

## HOT

DRIVERS	Starts	Wins	Win %	Place	Show	WPS	WPS %
Jonathan Roberts	106	23	22%	23	15	61	58%
Brian Burton	32	7	22%	3	4	14	44%
Luke Hanners	23	5	22%	1	2	8	35%
Russell Foster	106	22	21%	17	19	58	55%
Rick Still	18	3	17%	2	1	6	33%
Jason Thompson	46	7	15%	5	8	20	43%
Justin Vincent	23	3	13%	1	1	5	22%
John Wagner	33	4	12%	5	4	13	39%
Roger Plante Jr	95	10	11%	18	14	42	44%
James Porter	91	10	11%	11	10	31	34%

TRAINERS	Starts	Wins	Win %	Place	Show	WPS	WPS %
Michael Hall	24	11	46%	4	1	16	67%
Basil Sapienza	10	4	40%	1	2	7	70%
Jenny Bier	5	2	40%	2	0	4	80%
William Andrews	6	2	33%	1	0	3	50%
Gary Crescenze	10	3	30%	2	0	5	50%
Steven Le Blanc	23	6	26%	4	3	13	57%
MacKenzie Kiel	8	2	25%	1	0	3	38%
Courtney Brooks	8	2	25%	1	2	5	63%
Brian Burton	27	6	22%	3	4	13	48%
Megan Roberts	42	9	21%	9	4	22	52%

## NOT HOT

DRIVERS	Starts	Wins	Win %	Place	Show	WPS	WPS %
W David Hill III	12	0	0%	1	2	3	25%
Michael Greene	12	0	0%	1	1	2	17%
Jacob Cutting	41	2	5%	5	3	10	24%
Declan Donoway	22	1	5%	0	0	1	5%
Jared Moyer	93	6	6%	5	16	27	29%
Eric Davis	84	5	6%	10	5	20	24%
Austin Hanners	12	1	8%	0	2	3	25%
James Morand	73	7	10%	12	12	31	42%
Roger Plante Jr	95	10	11%	18	14	42	44%
James Porter	91	10	11%	11	10	31	34%

TRAINERS	Starts	Wins	Win %	Place	Show	WPS	WPS %
Joseph Offutt	26	0	0%	4	5	9	35%
Jared Moyer	22	0	0%	2	3	5	23%
Timmy Offutt	20	0	0%	2	3	5	25%
Belinda Hughes	16	0	0%	3	4	7	44%
Michael Greene	12	0	0%	1	1	2	17%
James Armour	12	0	0%	1	1	2	17%
Gary Cameron II	10	0	0%	3	2	5	50%
Barry Kingston	10	0	0%	1	1	2	20%
Janet Davis	9	0	0%	1	1	2	22%
Deweese Butler	9	0	0%	0	2	2	22%

# Saratoga Harness

NEW YORK

## HOT

DRIVERS	Starts	Wins	Win %	Place	Show	WPS	WPS %
James Devaux	99	23	23%	17	14	54	55%
Luke Hanners	37	8	22%	6	7	21	57%
Billy Dobson	91	17	19%	13	15	45	49%
Leon Bailey	58	11	19%	9	4	24	41%
Phillip Fluet	60	10	17%	3	14	27	45%
Mark Beckwith	24	4	17%	1	4	9	38%
Larry Stalbaum	80	13	16%	14	10	37	46%
John Stark Jr	17	2	12%	1	2	5	29%
Alek Chartrand	52	5	10%	6	4	15	29%
Shawn Gray	21	2	10%	7	1	10	48%

TRAINERS	Starts	Wins	Win %	Place	Show	WPS	WPS %
Christopher Petrelli	6	4	67%	1	0	5	83%
Brett Derue	17	8	47%	2	1	11	65%
Kyle Spagnola	19	8	42%	0	3	11	58%
Monica Krist	9	3	33%	2	4	9	100%
Janice Connor	9	3	33%	1	1	5	56%
Paul Dudka	6	2	33%	0	0	2	33%
Robert Gale	7	2	29%	0	1	3	43%
Andy Gardner	48	12	25%	7	9	28	58%
John Stark Jr	9	2	22%	0	1	3	33%
Larry Stalbaum	49	10	20%	10	7	27	55%

## NOT HOT

DRIVERS	Starts	Wins	Win %	Place	Show	WPS	WPS %
Jay Randall	25	0	0%	4	3	7	28%
Chris Long	39	2	5%	6	8	16	41%
Brian Cross	44	3	7%	3	5	11	25%
Jordan Derue	14	1	7%	3	2	6	43%
Brett Beckwith	65	5	8%	9	6	20	31%
Brett Crawford	53	4	8%	6	6	16	30%
Alek Chartrand	52	5	10%	6	4	15	29%
Shawn Gray	21	2	10%	7	1	10	48%
John Stark Jr	17	2	12%	1	2	5	29%
Larry Stalbaum	80	13	16%	14	10	37	46%

TRAINERS	Starts	Wins	Win %	Place	Show	WPS	WPS %
Sean Campbell	24	0	0%	5	2	7	29%
Timothy Miller Jr	13	0	0%	0	0	0	0%
Kerin Warner	12	0	0%	4	2	6	50%
Francis Raia li	9	0	0%	0	0	0	0%
Jim Martuscello	9	0	0%	0	0	0	0%
Alek Chartrand	8	0	0%	0	0	0	0%
Samantha Dubois	7	0	0%	0	0	0	0%
Todd Dubois	6	0	0%	1	0	1	17%
Jody Weidman	6	0	0%	0	1	1	17%
Cheryl Mc Givern	6	0	0%	2	1	3	50%

# Vernon Downs

NEW YORK

## HOT

DRIVERS	Starts	Wins	Win %	Place	Show	WPS	WPS %
Justin Huckabone	74	23	31%	11	11	45	61%
Brad Irvine	11	3	27%	0	1	4	36%
Claude Huckabone III	17	4	24%	2	3	9	53%
Leon Bailey	74	16	22%	22	14	52	70%
Dylan Huckabone-Miller	14	3	21%	3	2	8	57%
Jimmy Whittemore	53	10	19%	8	9	27	51%
Chris Long	36	6	17%	5	5	16	44%
Ben McNeil	19	3	16%	1	2	6	32%
Truman Gale	34	5	15%	4	5	14	41%
Joseph Nassimos	43	3	7%	3	8	14	33%

TRAINERS	Starts	Wins	Win %	Place	Show	WPS	WPS %
Daniel Daley	6	4	67%	0	0	4	67%
David Wiskow	5	2	40%	0	1	3	60%
Justin Huckabone	30	10	33%	4	6	20	67%
Robert Gale	6	2	33%	3	0	5	83%
Joseph Sansone	10	3	30%	4	0	7	70%
William Okusko	7	2	29%	1	1	4	57%
Jeffrey Sorenson	26	7	27%	5	3	15	58%
David Dewhurst	15	4	27%	4	3	11	73%
Margaret Spagnola	12	3	25%	4	2	9	75%
Gaetan Brunet	8	2	25%	0	1	3	38%

## NOT HOT

DRIVERS	Starts	Wins	Win %	Place	Show	WPS	WPS %
Steeven Genois	28	0	0%	3	5	8	29%
C Huckabone Jr	28	1	4%	4	5	10	36%
Michael Miller	25	1	4%	3	6	10	40%
Frank Affrunti	33	2	6%	5	3	10	30%
Joseph Nassimos	43	3	7%	3	8	14	33%
Brett Crawford	29	2	7%	9	3	14	48%
Truman Gale	34	5	15%	4	5	14	41%
Ben McNeil	19	3	16%	1	2	6	32%
Chris Long	36	6	17%	5	5	16	44%
Jimmy Whittemore	53	10	19%	8	9	27	51%

TRAINERS	Starts	Wins	Win %	Place	Show	WPS	WPS %
Angus Mac Donald	19	0	0%	6	4	10	53%
Hannah Miller	11	0	0%	1	4	5	45%
Victoria La Belle	8	0	0%	0	2	2	25%
Michael Miller	6	0	0%	3	0	3	50%
Chris McCracken	6	0	0%	0	1	1	17%
Claude Huckabone Jr	6	0	0%	0	2	2	33%
Eric Felter	5	0	0%	4	1	5	100%
Nicholas Gibides	5	0	0%	2	2	4	80%
Lawrence La Page	5	0	0%	0	0	0	0%
Michael Collins	5	0	0%	1	0	1	20%

# Western Fair

ONTARIO

## HOT

DRIVERS	Starts	Wins	Win %	Place	Show	WPS	WPS %
Michael Horner	13	5	38%	0	1	6	46%
Colin Kelly	57	16	28%	8	6	30	53%
Marc St Louis Jr	28	7	25%	6	2	15	54%
Tyler Borth	73	17	23%	11	8	36	49%
Travis Henry	36	8	22%	4	3	15	42%
Austin Sorrie	53	11	21%	12	9	32	60%
Robert Shepherd	12	2	17%	1	2	5	42%
Ross Battin	12	2	17%	4	0	6	50%
Natasha Day	39	6	15%	5	6	17	44%
Travis Cullen	13	2	15%	3	1	6	46%

TRAINERS	Starts	Wins	Win %	Place	Show	WPS	WPS %
Tyler Borth	9	6	67%	1	0	7	78%
Craig Barss	5	3	60%	0	0	3	60%
Kenneth Oliver	5	2	40%	1	1	4	80%
Joshua McKibbin	5	2	40%	2	0	4	80%
Tyler Nostadt	13	5	38%	2	2	9	69%
Kyle Bossence	13	5	38%	1	1	7	54%
Michael Horner	11	4	36%	0	1	5	45%
Cassidy Schneider	15	5	33%	3	1	9	60%
Peter Brickman	6	2	33%	1	0	3	50%
David Bain	6	2	33%	0	1	3	50%

## NOT HOT

DRIVERS	Starts	Wins	Win %	Place	Show	WPS	WPS %
Lorne House	20	0	0%	1	3	4	20%
Andy Moore	13	0	0%	0	1	1	8%
Jonathan Hahn	12	0	0%	2	1	3	25%
J Bradley Harris	29	1	3%	3	4	8	28%
Garrett Rooney	58	3	5%	9	10	22	38%
Brett MacDonald	58	3	5%	5	9	17	29%
Nicholas Steward	18	1	6%	2	2	5	28%
Alfred Carroll	17	1	6%	1	2	4	24%
Scott Coulter	54	4	7%	6	11	21	39%
Scott Wray	48	4	8%	6	4	14	29%

TRAINERS	Starts	Wins	Win %	Place	Show	WPS	WPS %
Shawn Hyatt	12	0	0%	0	3	3	25%
Jeffrey Obrien	11	0	0%	1	2	3	27%
Lorne House	9	0	0%	1	1	2	22%
Ashley Duford	9	0	0%	1	1	2	22%
Hank Lilley	8	0	0%	1	2	3	38%
Richard Carroll	8	0	0%	1	3	4	50%
David Obrien	8	0	0%	1	1	2	25%
Dwayne May	8	0	0%	3	1	4	50%
Stewart McQueen	8	0	0%	0	2	2	25%
Kendall Rahn	8	0	0%	1	0	1	13%

# Woodbine Mohawk Park

ONTARIO

## HOT

DRIVERS	Starts	Wins	Win %	Place	Show	WPS	WPS %
Sylvain Filion	85	19	22%	14	8	41	48%
Trevor Henry	63	14	22%	6	8	28	44%
James MacDonald	66	13	20%	11	7	31	47%
Bob McClure	47	8	17%	7	5	20	43%
Douglas McNair	82	13	16%	10	12	35	43%
Louis-Philippe Roy	73	9	12%	15	12	36	49%
Ed Hensley	10	1	10%	3	0	4	40%
Chris Christoforou	74	5	7%	10	10	25	34%
Jonathan Drury	70	5	7%	6	9	20	29%
Jody Jamieson	70	5	7%	6	6	17	24%

TRAINERS	Starts	Wins	Win %	Place	Show	WPS	WPS %
Shayne Barrington	13	7	54%	1	4	12	92%
Dean Nixon	5	2	40%	2	0	4	80%
James Dean	5	2	40%	0	0	2	40%
Nick Gallucci	8	3	38%	1	1	5	63%
Jeffrey Gillis	7	2	29%	0	0	2	29%
William Rosene	7	2	29%	0	1	3	43%
Ian Moore	8	2	25%	0	1	3	38%
Chantal Mitchell	13	3	23%	2	1	6	46%
Duane Marfisi	10	2	20%	1	3	6	60%
Dagfin Henriksen	5	1	20%	1	0	2	40%

## NOT HOT

DRIVERS	Starts	Wins	Win %	Place	Show	WPS	WPS %
Scott Young	27	0	0%	1	3	4	15%
Paul MacDonell	23	1	4%	1	4	6	26%
Austin Sorrie	20	1	5%	1	3	5	25%
Phillippe Hudon	47	3	6%	4	4	11	23%
Mario Baillargeon	17	1	6%	1	3	5	29%
Chris Christoforou	74	5	7%	10	10	25	34%
Jonathan Drury	70	5	7%	6	9	20	29%
Jody Jamieson	70	5	7%	6	6	17	24%
Travis Cullen	45	3	7%	6	6	15	33%
Ed Hensley	10	1	10%	3	0	4	40%

TRAINERS	Starts	Wins	Win %	Place	Show	WPS	WPS %
Gerard Demers	12	0	0%	2	2	4	33%
Corey Johnson	11	0	0%	3	2	5	45%
Jean Tourigny	10	0	0%	4	1	5	50%
Stephen Charlton	8	0	0%	1	0	1	13%
Ashleigh Hensley	8	0	0%	3	0	3	38%
Paul MacDonell	8	0	0%	0	1	1	13%
Jacques Dupont	7	0	0%	0	1	1	14%
Joshua McKibbin	7	0	0%	0	2	2	29%
Joe Pereira	6	0	0%	0	0	0	0%
Anthony Montini	6	0	0%	1	1	2	33%



## HOT

DRIVERS	Starts	Wins	Win %	Place	Show	WPS	WPS %
Jason Bartlett	96	20	21%	11	11	42	44%
Matthew Kakaley	95	19	20%	12	11	42	44%
George Brennan	95	17	18%	20	9	46	48%
Tyler Buter	51	9	18%	6	4	19	37%
Joseph Bongiorno	62	9	15%	3	8	20	32%
Jordan Stratton	109	15	14%	17	20	52	48%
Marcus Miller	32	4	13%	2	6	12	38%
Daniel Dube	57	7	12%	4	6	17	30%
Patrick Lachance	10	1	10%	1	3	5	50%
Brent Holland	58	5	9%	11	7	23	40%

TRAINERS	Starts	Wins	Win %	Place	Show	WPS	WPS %
Douglas Dilloian Jr	6	3	50%	2	0	5	83%
Israel Estrada	7	3	43%	0	0	3	43%
Tom Shay	5	2	40%	0	0	2	40%
Michael Forte	5	2	40%	0	1	3	60%
Jenny Melander	9	3	33%	0	2	5	56%
Travis Alexander	26	8	31%	3	7	18	69%
Tony Alagna	7	2	29%	1	1	4	57%
Gareth Dowse	7	2	29%	1	1	4	57%
Jared Bako	15	4	27%	4	2	10	67%
Scott Di Domenico	41	10	24%	8	4	22	54%

## NOT HOT

DRIVERS	Starts	Wins	Win %	Place	Show	WPS	WPS %
James Marohn Jr	59	2	3%	9	11	22	37%
Austin Siegelman	76	5	7%	13	10	28	37%
Scott Zeron	55	4	7%	4	10	18	33%
Luke Hanners	12	1	8%	3	0	4	33%
Brent Holland	58	5	9%	11	7	23	40%
Patrick Lachance	10	1	10%	1	3	5	50%
Daniel Dube	57	7	12%	4	6	17	30%
Marcus Miller	32	4	13%	2	6	12	38%
Jordan Stratton	109	15	14%	17	20	52	48%
Joseph Bongiorno	62	9	15%	3	8	20	32%

TRAINERS	Starts	Wins	Win %	Place	Show	WPS	WPS %
Christopher Temming	14	0	0%	1	0	1	7%
Paul Fusco	12	0	0%	0	0	0	0%
Jose Godinez	12	0	0%	0	3	3	25%
Thomas Fanning	9	0	0%	1	2	3	33%
Thomas Corelli	9	0	0%	0	2	2	22%
Andrew Adamczyk	9	0	0%	2	1	3	33%
Darran Cassar	8	0	0%	2	1	3	38%
Raymond Schnittker	8	0	0%	3	0	3	38%
Jeffrey Smith	8	0	0%	2	2	4	50%
Shaun Vallee	7	0	0%	1	0	1	14%



# RETIRE RETRAIN REHOME

*If you have a horse that  
you care about that is 15YO  
or under, and is sound and  
you want placed in a  
good home please call ...*

**Purple Haze Standardbred  
Adoption Program  
518-669-2715**

## M. Kelly Young to receive Bruce Hamilton Memorial Medal

The Harness Horse Breeders of New York State has announced that M. Kelly Young will be the recipient of their 2021 Bruce Hamilton Memorial Medal, to be presented during the USTA District 8 and the New York Sire Stakes (NYSS) year-end virtual awards ceremony held on Facebook Live at 7 p.m. on Sunday Nov. 14.

Young, the current executive director of the Agriculture and New York State Horse Breeding Development Fund is being honored for her long-time support of the breeding and racing program in New York State. Young's interest, enthusiasm and willingness to share her love and knowledge of the Standardbred industry sets her apart from others. Her joyful smile and easy banter inspire fun and excitement with everyone she meets. Her commitment to our amazing breed is also very apparent with her seat on the Standardbred Transition Alliance board to provide aftercare funding.

Young, a fifth-generation participant in harness racing, grew up on a leading horse breeding farm outside Goshen. She previously served as deputy director of public policy for the New York Farm She has held various positions over the past decade with the Farm Bureau and has expertise in general agricultural matters, which has been critical to the Fund's mission to support the state's harness racing industry.

Young previously served as executive director for the Harness Horse Breeders of New York State and was associate editor of *The Horseman and Fair World*, where she developed and wrote stories on harness racing. Young was selected for a 2013 McCloy Fellowship in Agriculture and was a member of Class 13 of the Empire State Food and Agricultural Leadership Institute (LEAD-NY). She received multiple awards for her writing from the American Farm Bureau Federation, the U.S. Harness Writers Association and the New York Agricultural Society. She is a member of the U.S. Harness Writers Association. Young holds a B.A. from Boston University.

The Bruce Hamilton Memorial Medal is given to an individual who best exhibits Hamilton's exemplary qualities of character and accomplishment in the harness racing industry. Hamilton served as the executive secretary of Harness Horse Breeders of New York State for 18 years. In his position, Hamilton steered the New York Sire Stakes program through some of its most exciting and most challenging years and during his tenure was able to unite the racetracks, horsemen and breeders in pursuit of video lottery terminals at the tracks and was instrumental in the eventual passage of that law in 2001. He passed away in 2003 after a long illness.

**Betty Holt / Harness Horse Breeders of New York State**



# Inspect Accredit Grant



## STANDARD BRED TRANSITION ALLIANCE

P.O. Box 377, Laurelville, OH 43135  
E: [administrator@standardbredtransition.org](mailto:administrator@standardbredtransition.org)

**CLICK HERE  
Support Aftercare Today!**



# RESULTS & REPLAYS



## PURSE CRITERIA FOR INCLUDED RACES

**Non-stakes races with a purse of \$15K+ | Stakes races with a purse of \$10K+**

## RACE RESULTS - WEDNESDAY

### DOVER DOWNS *report*

#### Wednesday's Early Results:

**1, DD, \$20,000, Pace**, EARLY NON-WAGERING - POST TIME 4:00 DELAWARE STANDARDBRED BREEDERS FUND 2-YEAR-OLD FILLIES 1ST LEG - 1ST DIVISION, 28.4, 57.3, 1:26.4, 1:55.2, FT

**1-Gaitway Gal (f, 2, Delmarvalous--Brussels Hanover, by Bettor's Delight)** \$10,000, Lifetime Record: 7-5-0-2, \$54,354  
O-Gty Stable. B-Gty Stable. T-Jeffrey Smith. D-Pat Berry.

**2-Bluffs Crush (f, 2, Delmarvalous--Bluffs Real Deal, by McArdle)** \$5,000, Lifetime Record: 8-1-3-1, \$17,674  
O-Mst Racing Inc. B-Montrell S Teague. T-Clyde Francis. D-Montrell Teague.

**3-Rj's Angel (f, 2, Badlands Hanover--Specialcelebration, by Ponder)** \$2,400, Lifetime Record: 8-0-3-2, \$14,836  
O-R J Thomas & Chloe G Bier. B-Christine M Crissman-Bier. T-Crissy Crissman-Bier. D-Ross Wolfenden.

*Replay Unavailable* - Calls: 1H, 1H, 1H, Q, H - Finish Order: Celia, Donna's The Best, Smokey's Passion

**2, DD, \$20,000, Pace**, EARLY NON-WAGERING - POST TIME 4:10 DELAWARE STANDARDBRED BREEDERS FUND 2-YEAR-OLD FILLIES 1ST LEG - 2ND DIVISION, 28.1, 57.1, 1:26.3, 1:55.2, FT

**1-Shabby Chic (f, 2, Badlands Hanover--Stylish Artist, by Artsplace)** \$10,000, Lifetime Record: 6-6-0-0, \$89,000  
O-Let It Ride Stables Inc. B-Let It Ride Stables Inc. T-Michael Hall. D-Tim Tetrick.

**2-Scarlet's Bad Girl (f, 2, Badlands Hanover--Scarlet Mczara, by McArdle)** \$5,000, Lifetime Record: 3-0-1-0, \$6,020  
O-The Wiz Kids Stable LLC. B-The Wiz Kids Stable LLC. T-W Bart Dalious. D-Barton Dalious.

**3-Ky-ky (f, 2, Southwind Lynx--Princess Lakiyah, by Total Truth)** \$2,400, Lifetime Record: 7-1-0-2, \$15,385  
O-George Teague Jr Inc.. B-George Teague Jr Inc.. T-Clyde Francis. D-Montrell Teague.

*Replay Unavailable* - Calls: 3, 2, 2, 6, 8 - Finish Order: Clean Up Hitter, Mistatude, Lazy Paige

#### Wednesday's Late Results:

**1, DD, \$16,500, Pace**, FILLIES/MARES WINNERS OF 4 RACES LIFE (W/OF 6 N/E) FOR WINNERS OF A RACE LAST 4 STARTS 5 YEAR OLDS & UNDER, 27.4, 56.3, 1:24.3, 1:52.2, FT

**1-Always At The Beach (f, 3, Always A Virgin--Myplaceonthebeach, by Somebeachsomewhere)** \$9,900, \$8,000 2019 HOOSIER, Lifetime Record: 34-6-4-4, \$76,975  
O-Legacy Racing Of De Inc & Reginald A Hazzard II. B-Victory Hill Farm Inc. T-Wayne Givens. D-Allan Davis.

**2-Always the best place (f, 3, Always A Virgin--Best Place, by Artsplace)** \$4,125, Lifetime Record: 26-5-9-6, \$84,195  
O-Triple D Stables Inc & Toby Rekoon & Richard J & Farrell F Carney. B-Dm Stables LLC & William J Rufenacht. T-Scott Di Domenico. D-Tim Tetrick.

**3-Got Power (m, 4, Royal Mattjesty--Cell Power, by Western Hanover)** \$2,376, \$15,000 2018 LONDON, Lifetime Record: 44-5-10-7, \$89,544  
O-Jason T Lynch. B-Winbak Farm. T-Jason Lynch. D-A Toby Lynch Jr.

►► [Replay](#) ►► Calls: 5H, 3T, 1H, 2, 3 - Finish Order: Remy Aurora, A Rocknroll Bus, Hey Hey Dbay, Southwind Talisa, Emma, Bornwestern

**8, DD, \$20,000, Pace**, DELAWARE STANDARDBRED BREEDERS FUND 2-YEAR-OLD FILLIES 1ST LEG - 3RD DIVISION, 28.1, 58.2, 1:27.4, 1:56.0, FT

**1-Bank The Win (f, 2, Roddy's Bags Again--Winbak Patty, by Shotgun Scott)** \$10,000, Lifetime Record: 5-2-3-0, \$52,550  
O-Bryan J Truitt & Bryan J Truitt Jr & Victor Kirby. B-Winbak Farm. T-Bryan Truitt. D-Victor Kirby.



**2-Cowgirl Coffee (f, 2, Badlands Hanover--Shake Away, by Dream Away)** \$5,000, Lifetime Record: 5-0-2-1, \$17,400  
O-Jo Ann Looney-King. B-Jo Ann Looney-King. T-Jim King Jr. D-Tim Tetrick.

## RACE RESULTS - WEDNESDAY (CONTINUED)

**3-Odds On Surfer Gal** (f, 2, Badlands Hanover--Odds On Moinet, by Real Artist) \$2,400, Lifetime Record: 1-0-0-1, \$2,400  
O-Odds On Racing. B-Odds On Nourrir. T-Tony Alagna. D-Corey Callahan.

►► [Replay](#) ►► Calls: 1, 1T, 1H, 2, 2H - Finish Order: Tahoe, Toodle's Power, Hearty Dragon

**11, DD, \$17,000, Pace**, FILLIES/MARES WINNERS OVER \$8,000 (DE \$9,600) LAST 5 STARTS OR WINNERS OVER \$100,000 LIFETIME, 26.3, 55.2, 1:23.2, 1:52.3, FT

**1-Feeling Sweet (m, 4, Sweet Lou--Feel Life, by Life Sign)** \$10,200, \$20,000 2018 LEX-SEL, Lifetime Record: 66-14-6-14, \$186,874

O-George & Tina Dennis Racing. B-White Birch Farm. T-Joseph Columbo. D-Mike Cole.

*ANOTHER* **LEXINGTON GRAD**  
*Selected Yearling Sale*

 **Preferred Equine** YEARLING SALE GRADUATE

**2-Shesarocker** (m, 7, Rock N Roll Heaven--Shesa Bragn Dragon, by Dragon Again) \$5,100, \$17,000 2015 LEX-SEL, Lifetime Record: 141-24-31-22, \$335,815  
O-Anthony J & Michael A Hill. B-Michael A Hill. T-Victor Kirby. D-Victor Kirby.

**3-Cruzinforavictory** (m, 6, Hypnotic Blue Chip--Cruzin Foralivin N, by Live Or Die) \$2,040, Lifetime Record: 128-16-32-24, \$237,525

O-Jeffery B Clark. B-Jeffery B Clark. T-Jeffery Clark. D-Corey Callahan.

►► [Replay](#) ►► Calls: Q, 1H, 1H, Q, NS - Finish Order: Rable, Precious Alexis, Alleyesonme As, Intheskyrocket A, My Kiwi Lady N, Anytime N

**12, DD, \$40,000, Pace**, MARES INVITATIONAL HANDICAP POST POSITIONS #1 - #4 DRAWN POST POSITIONS #5 - #7 DRAWN, 25.2, 53.1, 1:21.4, 1:49.4, FT

**1-Scuola Hanover (m, 6, A Rocknroll Dance--So Artsi, by Artsplace)** \$24,000, \$12,000 2016 GOSHEN, Lifetime Record: 106-33-10-17, \$563,369

O-Arthur C & Andrew J Stafford & Thomas L Ireland. B-Hanover Shoe Farms Inc. T-Andrew Stafford. D-Art Stafford Jr.

*Hanover* **ANOTHER WINNER BRED BY HANOVER SHOE FARMS!**

**2-Soho Burning Love A** (m, 7, Auckland Reactor N--Soho Bordeaux, by Western Terror) \$10,000, Lifetime Record: 87-25-19-12, \$487,024

O-Jo Ann Looney-King & Brian K Carsey & Jeff Fought Racing. B-R J Watson, WA. T-Jim King Jr. D-Victor Kirby.

**3-Lyons Sentinel** (m, 4, Captaintreacherous--Tutu Hanover, by Western Ideal) \$4,800, \$55,000 2018 SHS-HBG, Lifetime Record: 46-21-14-5, \$1,919,594

O-Threelyonsracing, CA. B-Hanover Shoe Farms Inc. T-Jim King Jr. D-Tim Tetrick.

►► [Replay](#) ►► Calls: 4Q, 6Q, 1T, 1H, T - Finish Order: Marloe Hanover, Sunny Dee, Shes Pukka N, Jk First Lady

**13, DD, \$19,000, Pace**, FILLIES/MARES WINNERS OF 6 RACES LIFE (W/OF 9 N/E) FOR WINNERS OF A RACE LAST 4 STARTS 5 YEAR OLDS & UNDER, 27.1, 56.0, 1:24.1, 1:52.4, FT

**1-A Delightful Act N (m, 5, Bettor's Delight--A Christian Act, by Christian Cullen)** \$11,400, Lifetime Record: 36-9-6-2, \$93,866

O-Nanticoke Racing Inc & Joshua Davis Parker & Stephen R Messick & Kevin Andrew Evans. B-A Few Good Men Syndicate, NZ. T-Joshua Parker. D-Art Stafford Jr.

**2-Sweet Violets** (m, 4, Sweet Lou--Be Bop A Lula, by Rocknroll Hanover) \$5,700, \$15,000 2018 LEX-SEL, Lifetime Record: 64-8-12-9, \$113,312

O-George & Tina Dennis Racing. B-Steve H Stewart & Charles & Julie R & Francene Nash. T-Joseph Columbo. D-Mike Cole.

**3-Cyclone Sister** (f, 3, Shadow Play--Riveting, by No Pan Intended) \$2,280, Lifetime Record: 23-7-1-7, \$132,975

O-Triple D Stables Inc & Michael G Ferriero. B-Millar Farms, CA. T-Scott Di Domenico. D-Tim Tetrick.

►► [Replay](#) ►► Calls: 6T, 4T, 2H, 1, 2 - Finish Order: Take A Chance, Anneke, Shotgun Persuasion, She's Got The Lynx, Sporty Juliana, New Twist


## NORTHFIELD PARK *report*

### Wednesday's Results:

**11, Nfld, \$11,000, Trot**, GUARANTEED \$10,000 PICK 4 STARTS HERE THE AUTUMN LEAVES SERIES FILLIES & MARES NON WINNERS 2 PARI-MUTUEL RACES (OHIO-SIRED N/W 3) OR \$20,000 LIFETIME. 4TH LEG, 27.3, 57.2, 1:26.4, 1:56.0, FT

**1-Waikiki Wave (f, 3, Muscle Mass--Warrawee Lassie, by Kadabra)** \$5,500, \$80,000 2019 LONDON, Lifetime Record: 18-7-1-2, \$43,579

O-First Up Racing Stable. B-Seelster Farms Inc, CA. T-Vernon Beachy. D-Kurt Sugg.

*TARA HILLS Stud* **Another MUSCLE MASS Winner!** 

**2-Ozma** (f, 3, Triumphant Caviar--Evanora, by Pilgrims Taj) \$2,750, Lifetime Record: 35-6-11-6, \$170,474

O-Sandra S Burnett & Christopher F Beaver. B-Sandra S Burnett. T-Christopher Beaver. D-Aaron Merriman.

## RACE RESULTS - WEDNESDAY (CONTINUED)

**3-Elegant Gigi** (f, 3, Dejarmbro--Glidemway, by Conway Hall) \$1,320, \$7,500 2019 Buck-CL, Lifetime Record: 42-18-11-3, \$114,845  
O-Rosy E Weaver. B-Lmn Bred Stables Inc. T-Rosy Weaver. D-Robin Miller.

►► [Replay](#) ►► Calls: 1Q, 1Q, 1, 2, T - Finish Order: Tulsa Bell, Wishful Mar, Flaming Andie, Bc's Rose, Game On Girls

### THE MEADOWS *report*

#### Wednesday's Results:

**9, Mea, \$16,000, Trot, \*\*OPEN HANDICAP\*\*** P.P.1 ASSIGNED; 2-6 DRAWN, 28.0, 57.1, 1:25.2, 1:53.2, FT

**1-Jeffery P** (g, 6, Full Count--Betty Jean, by S J's Photo) \$8,000, \$14,000 2016 OH-SEL, Lifetime Record: 112-34-22-10, \$345,961  
O-Burke Racing Stable LLC & Weaver Brusceci LLC & Phillip Collura. B-Robert G Slowey & Anthony V Minute & Dennis J Osterholt. T-Ron Burke.  
D-Dave Palone.

**2-Keystone Chaos** (g, 4, Andover Hall--Keystone Cola, by Explosive Matter) \$4,000, \$9,000 2018 SHS-HBG, Lifetime Record: 51-10-14-12, \$104,803  
O-Michele D Daugherty. B-Estate Of George F Hempt Trust. T-Jim Daugherty. D-Dan Charlino.

**3-Just Like Magic** (g, 4, Dontyouforgetit--Trainedfordancin, by Trainforthefuture) \$1,920, Lifetime Record: 52-10-7-9, \$86,993  
O-Mark S & Joeline A Christman. B-Daniel J Miller. T-Joeline Christman. D-Hunter Myers.

►► [Replay](#) ►► Calls: 1H, 1H, 1H, 1, 1H - Finish Order: King Alphonso, Perlucky, Eurobond

### YONKERS RACEWAY *report*

#### Wednesday's Results:

**1, YR, \$18,000, Pace, 3&4 YO F&M NW 2 P-M RACES OR \$25,000 LT., 28.2, 58.0, 1:26.3, 1:56.0, FT**

**1-Your Momma** (f, 3, Front Page--Chewmakinmecrazy, by Total Truth) \$9,000, Lifetime Record: 14-4-3-3, \$87,833  
O-Vincent P Ferriero Jr. B-Reuben Eicher Jr. T-Scott Di Domenico. D-George Brennan.

**2-Hellrunner Hanover** (f, 3, Betting Line--Hailey Hanover, by Well Said) \$4,500, \$27,000 2019 SHS-HBG, Lifetime Record: 26-1-8-4, \$36,329  
O-Gilberto Garcia-Herrera. B-Hanover Shoe Farms Inc. T-Gilbert Garcia-Herrera. D-Daniel Dube.

**3-Never Not Dancing** (f, 3, American Ideal--Favorite Margarita, by Bettor's Delight) \$2,160, \$18,000 2019 SHS-HBG, Lifetime Record: 15-1-2-6, \$15,081  
O-Andrew S Harris. B-Always For Sale Stable & Blue Chip Bloodstock Inc. T-Andrew Harris. D-Jim Marohn Jr.

►► [Replay](#) ►► Calls: 1H, 2, 1H, 1H, 1 - Finish Order: Ideal Chip, Time To Imagine, Roll With Shorty, Beachblanketlindy, Aldrexdup Nowrtgo

**2, YR, \$24,000, Pace, CLAIMING ALLOWANCE \$25,000. 3 YO 50%, 4 YO 25%, F&M 20%, 28.0, 58.0, 1:25.3, 1:53.1, FT**

**1-Thisjetsabookin** (g, 9, Jereme's Jet--Still Standing, by Stand Forever) \$12,000, Lifetime Record: 191-31-27-25, \$432,033  
O-Rosa Iris Barrera. B-Gerald A Bookmyer. T-Matias Ruiz. D-Jim Marohn Jr.

**2-Carracci Hanover** (g, 10, Somebeachsomewhere--Cohiba Mary, by Artsplace) \$6,000, \$140,000 2012 SHS-HBG, Lifetime Record: 228-42-30-30, \$527,972  
O-William E Emmons. B-Hanover Shoe Farms Inc. T-William Adamczyk. D-Brent Holland.

**3-Waves Of Fire A** (g, 10, Courage Under Fire--Operative Waves, by Presidential Ball) \$2,880, Lifetime Record: 162-24-14-21, \$272,728  
O-Michael Annunziata. B-T F Neven, WL & M A Beal, WL. T-Michael Annunziata. D-Jason Bartlett.

►► [Replay](#) ►► Calls: 1H, 1H, 1H, 1T, 2T - Finish Order: Shoreview, Seafarer, My Mind Is Madeup, Time Out I'm Tired, Keystone Steam

**4, YR, \$24,000, Pace, CLAIMING ALLOWANCE \$25,000. 3 YO 50%, 4 YO 25%, F&M 20%, 27.0, 55.3, 1:24.3, 1:53.1, FT**

**1-Bevans Cullen N** (g, 9, Christian Cullen--Pretty Dollybird, by Live Or Die) \$12,000, Lifetime Record: 122-17-13-12, \$159,720  
O-Jose Cervantes. B-K R & B R Grice, NZ. T-Matias Ruiz. D-Jim Marohn Jr.

**2-Happy Trio** (g, 7, Mach Three--Village Jovial, by The Panderosa) \$6,000, \$55,000 2015 Forest, Lifetime Record: 103-15-15-7, \$308,736  
O-Jennifer N Orozco. B-Winbak Farm. T-Izzy Estrada. D-Tyler Buter.

**3-Kimani N** (g, 9, Bettor's Delight--Lizzie Maguire, by Christian Cullen) \$2,880, Lifetime Record: 138-19-26-23, \$225,072  
O-Triple D Stables Inc & George Brennan Inc. B-Rosslands Stud LTD, NZ. T-Scott Di Domenico. D-George Brennan.

►► [Replay](#) ►► Calls: 5T, 4T, 4, T, 4 - Finish Order: Cinnabar Dragon, Kept Under Wraps A, Class Six, Derecho, Caviart Stetson



## Harness Racing Update on YouTube

/HARNESSRACINGUPDATE



# RACE RESULTS - WEDNESDAY (CONTINUED)

**5, YR, \$20,000, Pace,** 3,4&5 YO F&M NW 4 P-M RACES OR \$50,000 LT., 27.0, 57.0, 1:25.0, 1:53.2, FT

**1-Bitty Bitty (m, 4, Captaintreacherous--Billie Bluechip, by Western Hanover)** \$10,000, \$57,000 2018 SHS-HBG, Lifetime Record: 21-8-3-0, \$47,746  
O-Its Only Money Stable. B-Hanover Shoe Farms Inc. T-Doug Dilloian Jr. D-Jason Bartlett.

 **ANOTHER WINNER BRED BY HANOVER SHOE FARMS!**

**2-She Knows It All (f, 3, Racing Hill--Cat Cora, by Jenna's Beach Boy)** \$5,000, \$51,000 2019 OH-SEL, Lifetime Record: 34-2-9-10, \$202,210  
O-Foulk Stables Inc & Triple D Stables Inc. B-Gbw Breeding Farms Inc. T-Scott Di Domenico. D-George Brennan.

**3-Sea Of Love Bc (f, 3, American Ideal--Oceans Motion, by Camotion)** \$2,400, \$50,000 2019 SHS-HBG, Lifetime Record: 27-2-4-7, \$72,440  
O-Howard M Ouriel. B-Blue Chip Bloodstock Inc & Robert J Lovett. T-Jeffrey Smith. D-Austin Siegelman.

►► [Replay](#) ►► Calls: 3Q, 3, H, 1H, NK - Finish Order: Robmotion Bluechip, Catie Faye Hanover, Keystone Delight, Mossdale Lottee N, Gettin Gone

**6, YR, \$19,000, Trot, NW** \$10,150 IN LAST 5 STARTS. WINNERS OF THE BASE CLASS "NW \$10,000 L5" IN LAST START NE. AE. WINNERS IN LAST START OF THE BASE CLASS "NW \$7,500 L5". AE. OPT. CLMG. ALLOW. \$20,000., 28.3, 58.0, 1:27.2, 1:56.3, FT

**1-Hunting As (g, 4, Lionhunter--Cantabit, by Cantab Hall)** \$9,500, Lifetime Record: 53-12-12-3, \$146,516  
O-Melander Racing Inc & Clark Stables LLC & Robert Bernaski. B-Acl Stuteri Ab. T-Jenny Melander. D-Tyler Buter.

**2-Mister Muscle (g, 7, Muscle Mass--Oaklea Rae, by Angus Hall)** \$4,750, Lifetime Record: 137-32-21-11, \$359,494  
O-Mark D Beckwith. B-Mark G Etsell, CA & Robert C Newton, CA & Chuan Chin Tan, CA. T-Paul Fusco. D-Brett Beckwith.

**3-Seven Knights (g, 6, Chapter Seven--Sturdy Muscles, by Muscles Yankee)** \$2,280, \$23,000 2016 GOSHEN, Lifetime Record: 114-12-13-21, \$219,200  
O-Richard S Gutnick & Joseph A Lozito Jr & Edward J Hart. B-Richard S Gutnick. T-Edward Hart. D-Jason Bartlett.

►► [Replay](#) ►► Calls: 3H, 3Q, T, H, 2Q - Finish Order: Con Air Hall, Peter's Express, Miss You Kelly, Yanks Dugout

**7, YR, \$24,000, Pace,** CLAIMING ALLOWANCE \$25,000. 3 YO 50%, 4 YO 25%, F&M 20%, 27.1, 55.3, 1:23.3, 1:53.0, FT

**1-Western Hill (g, 7, Western Ideal--Cosmo Blue Chip, by Art Major)** \$12,000, Lifetime Record: 142-23-17-17, \$429,317  
O-Eric A Prevost. B-Tom Hill, UK. T-Nicholas Devita. D-Austin Siegelman.



**PREFERRED EQUINE**

*Mixed Sale Graduate*

**2-Play The Field (g, 9, Bettor's Delight--A Votre Pante, by Artsplace)** \$6,000, Lifetime Record: 213-27-33-33, \$369,244  
O-Howard S Jacobs. B-Let It Ride Stables Inc & Doc's Farm. T-Cory Stratton. D-Jordan Stratton.

**3-Mcnuity Z Tam (g, 5, American Ideal--Hobe Sound, by Somebeachsomewhere)** \$2,880, \$50,000 2017 LEX-SEL, Lifetime Record: 69-11-9-13, \$96,744  
O-Melvin G Fink. B-Save H Stewart & Oakwood Farms. T-Andrew Adamczyk. D-Jason Bartlett.

►► [Replay](#) ►► Calls: 1H, 1H, 1H, 1H, HD - Finish Order: Magritte, Cinnamack, Mister Spot A, Wagon Master, Inforce

**8, YR, \$31,000, Trot,** CLAIMING ALLOWANCE \$50,000. 3 YO 50%, 4 YO 25%, F&M 20%, 27.3, 56.2, 1:25.4, 1:55.2, FT

**1-Blue And Bold (g, 5, Yankee Glide--Upside Blue Chip, by Dream Vacation)** \$15,500, \$10,000 2017 SHS-HBG, Lifetime Record: 88-16-10-11, \$214,167  
O-Fiddler's Creek Stables LLC & D'Elegance Stable Ix & T L P Stable & Carmen Iannacone. B-Little E LLC. T-Travis Alexander. D-Matt Kakaley.



**Another winner bred by Allerage Farms**

**2-In My Dreams (g, 6, Winning Fireworks--Iam Spikes Wish, by Kadabra)** \$7,750, \$17,000 2016 Buck-CL, Lifetime Record: 117-21-14-14, \$342,020  
O-Latz A Luck Stable & Winners Circle Racing LLC & John A Campagnuolo. B-Daniel J & Wayne J Schlabach. T-Dennis J Laterza. D-Jim Marohn Jr.

**3-Grey (m, 4, Charlie De Vie--Massive High, by Muscle Massive)** \$3,720, Lifetime Record: 58-11-11-11, \$173,553  
O-Joe P Racing LLC. B-L. A. Express Stable LLC & Ctc Stable. T-Andrew Harris. D-Jordan Stratton.

►► [Replay](#) ►► Calls: 4T, 5, 1H, T, 2Q - Finish Order: Halo Its Me, Preacher Man, Seven Iron, Resita, Bluffinner

**9, YR, \$28,000, Pace,** CLAIMING ALLOWANCE \$30,000. 3 YO 50%, 4 YO 25%, F&M 20% (LAST 3 OUT OF 5 STARTS MUST BE IN NY), 27.3, 57.1, 1:25.1, 1:53.3, FT

**1-Jojo's Place (g, 5, Roll With Joe--Angel Place, by Artsplace)** \$14,000, \$33,000 2017 SHS-HBG, Lifetime Record: 95-12-13-11, \$210,868  
O-1362313 Ontario LTD, CA. B-Winbak Farm. T-Jared Bako. D-Matt Kakaley.



**Another WINBAK FARM Winner!**



## RACE RESULTS - WEDNESDAY (CONTINUED)

**2-Real Lucky N** (g, 9, Real Desire--Lucky Pocket, by In The Pocket) \$7,000, Lifetime Record: 164-31-19-19, \$294,103

O-Mark S Ford. B-C N & W E Radford, NZ & Mrs D E Richardson, NZ. T-Jeffrey Gillis. D-Jordan Stratton.

**3-Six Day Wars** (g, 5, Western Ideal--Hello Grin, by Grinfromeartoeear) \$3,360, Lifetime Record: 62-15-9-12, \$69,790

O-Mary G McDermott & Kevin C Mc Dermott. B-Ecuries Daniel Plouffe Inc, CA. T-Kevin Mc Dermott. D-Tyler Buter.

►► [Replay](#) ►► Calls: 3Q, 3, 1H, 4, 4 - Finish Order: Iwontdothatagain, Machiavelli, Awesomeness, Tigers Way, My Delight

**11, YR, \$28,000, Pace**, CLAIMING ALLOWANCE \$30,000. 3 YO 50%, 4 YO 25%, F&M 20% (LAST 3 OUT OF 5 STARTS MUST BE IN NY), 27.1, 57.0, 1:24.3, 1:53.3, FT

**1-Mariner Seelster (g, 12, Camluck--M T Freedom, by Albert Albert)** \$14,000, \$102,000 2010 FOREST, Lifetime Record: 367-51-53-39, \$729,188

O-Fiddler's Creek Stables LLC & T L P Stable & Carmen Iannacone & D'Elegance Stable Ix. B-Seelster Farms Inc, CA. T-Travis Alexander. D-Joe Bongiorno.

**2-Bluebird Recon** (g, 6, Net Ten Eom--Colette, by Cole Muffler) \$7,000, \$7,200 2016 HOOSIER, Lifetime Record: 121-18-17-15, \$243,873

O-Paul R Lang. B-Daryl D Miller. T-Jared Bako. D-Matt Kakaley.

**3-Provocativeprincen** (g, 11, Grinfromeartoeear--Catherine Zeta, by Village Jasper) \$3,360, Lifetime Record: 182-27-29-27, \$521,309

O-Belrose Standard LLC. B-G Chin, NZ. T-Brandon Todd. D-Jason Bartlett.

►► [Replay](#) ►► Calls: 1H, 1H, 1H, H, NK - Finish Order: Tolly-ho, Venier Hanover, Sweet Truth, Treasure Mach, Jims Perfect Ten


see something.  
say something.



USTA Integrity Tip Line: 833-878-2847 (USTATIP) / [reportit@ustrotting.com](mailto:reportit@ustrotting.com)



# RESULTS & REPLAYS



**US & CANADIAN RESULTS/REPLAYS AVAILABLE IN EACH ONLINE EDITION**

[www.harnessracingupdate.com](http://www.harnessracingupdate.com)