



Winning is in their blood.  
What is in their joints?

[CLICK TO LEARN MORE](#)

Wednesday, November 4, 2020

# McDuffee buys \$440,000 sale topper and another for \$325,000

*David McDuffee was the second leading buyer, behind Determination, during Tuesday's opening session of Standardbred Horse Sales Company's yearling sale in Timonium, MD, which was down, as expected, from 2019, but comparable with the 2017 opener.*

by Dave Briggs



Owner David McDuffee was in good spirits late Tuesday afternoon (Nov. 3) despite having to part with more money than he would have liked to nab both the \$440,000 sale-topping trotting filly and a \$325,000 pacing colt during the opening session of Standardbred Horse Sales Company's yearling auction at the Maryland State Fairgrounds in Timonium, MD.

"I have never bought a horse in my life that didn't go for more money than I thought it would. I don't ever remember buying one and turning to somebody and saying, 'I got that

## In today's HRU

Heather Vitale covers Opening Day, talks Beach with Dr. J	page 7
SHSC Sales Stats - Day 1	page 8
When it comes to horses, Linda Schadel has all the patience in the world	page 12
HRU - Who's Hot & Who's Not	page 15
Spirit Bell romps to a new track record at MGM Northfield Park	page 26

for cheap," McDuffee said, laughing.

"I'm pretty happy to get both of them... I guess you should get them for that kind of money."

McDuffee paid \$440,000 for Hip #86 Delilah Hanover, a Muscle Hill filly out of Danielle Hanover. Seven yearlings later, he signed for Hip #93 Energetic Hanover, a Captaintreacherous colt out of Eloquent Grace.

### John Roach Stable

- Openings for breaking and training your 2 year old and/or for preparing your 3 year old and older horses for racing.
- Located at Pinehurst North Carolina Training Center with a mile and half-mile training track.
- I will train and prepare your horses during the winter so you can place them with a trainer of your choice in May.
- USTA sanctioned qualifying races conducted in April.
- Progress reports and communication guaranteed.
- I will be at the Timonium Sale from November 3-6
- For more information, please contact me at 561-352-8289.



Jeff & Senena Esty's

# Spring Haven Farm

Utica, Ohio

*Timonium • Wednesday*  
*Day 2 • Nov. 4<sup>th</sup>*



**Hip # 193 • CAPTAIN COWGIRL (PA)**  
CAPTAIN TREACHEROUS FILLY, from a 100% producer,  
full or half-sister to 2 in 1:54, 5 in 1:57, including:  
THEWAYTHEWESTWON p,3,1:56.2f (\$83,800),  
SUNDOWN SHOWDOWN p,4,1:53.1f-'20, etc.



**Hip # 272 • GREEN MAGIC (NY)**  
CHAPTER SEVEN COLT, first foal from  
VANDY'S MAGIC 3,1:57.1f (\$123,824), she from a half-sister  
to the dam of PAMPERED PRINCESS 3,1:53 (\$1,648,362).



**Hip # 252 • SERIOUS MOJO (ONT)**  
BETTOR'S DELIGHT COLT, half-brother to  
WESTLUCKYCAM p,1:51.2h-'20 (\$331,774).



**Hip # 414 • SALTLIFEMAGICIAN (OH)**  
DOWNBYTHESEASIDE COLT, half-brother to  
WALK ON AIR p,3,1:54.4f (\$46,045) and from  
the same maternal family as World Champion  
ROCKNROLL HANOVER p,3,1:48.3 (\$2,754,038).

**Visit us in Tent Two**

9475 Blacksnake Road • Utica, OH 43080 • (740) 745-1170 • SpringHavenFarm@aol.com





Triscari Video Web and Marketing

**Owner David McDuffee signing for Tuesday's \$440,000 session topper, Hip #86 Delilah Hanover, a Muscle Hill filly out of Donato Hanover's family.**


Those two purchases totalled \$765,000, which made McDuffee the second leading buyer Tuesday behind Determination of Montreal that spent \$1,260,000, total, to purchase six yearlings.

Delilah Hanover and Energetic Hanover were two of the top horses in Hanover Shoe Farm's consignment, as predicted by Hanover's executive vice-president and syndicate manager Dr. Bridgette Jablonsky ([full story here](#)).

"She has as good of eyes as anybody. She lives with them,"

McDuffee said of Jablonsky. "Delilah was kind of special, I thought. I went to Hanover a few weeks ago. We looked everything over and, to me, she was just the most outstanding individual. I knew she was going to bring pretty much what she brought, but that's still a lot of money, but it's the one I wanted and she put it together. So, that's good.

"Pacing colts were hard to buy this year. We looked hard in Lexington and we looked hard here. I knew (Energetic Hanover) would oversell, and I think he did, because the



**WOODBINE**  
STANDARD BRED

**HOME TO RACING'S  
LARGEST DAILY POOLS**

Monday - Thursday - Friday - Saturday  
**WoodbineSB.com**

™ Trademark of Woodbine Entertainment Group Know When To Take The Reins ResponsibleGambling.org





Triscari Video Web and Marketing

Hip #86 Delilah Hanover, a Muscle Hill filly out of Danielle Hanover, selling for \$440,000.

# Delaware

From a **SMALL WONDER**  
to a **WINNING WONDER**

Our racing and breeding program may be small like our real estate, but the opportunity for an owner to make a return on the investment is **LARGE!** Two tracks and two \$100K finals! There are 24 opportunities to buy a DE eligible yearling on Friday, Nov. 6th at the Standardbred Horse Sales at Timonium.

Call 302-698-4610 or e-mail  
[Judy.Davis-Wilson@delaware.gov](mailto:Judy.Davis-Wilson@delaware.gov)

**Delaware Standardbred Breeders' Fund**  
2320 S DuPont Hwy, Dover, DE 19901



**SLICK TONY: 2019 HRI Horse of the Meet**  
4,1:49.3f earnings over \$725K



other colt we had looked at I just couldn't get very excited about. I was, like, 'Geez, maybe we'll buy it, but I don't feel great about it.' This was the one we wanted and I figured everybody else would want the same type as us. I knew he wasn't coming cheap."

McDuffee said Delilah Hanover, who is from Donato Hanover's family, will have more residual value as a broodmare when her racing career is finished. With Energetic Hanover, McDuffee said he's attempting to swing for the fences and get another stallion such as his Papi Rob Hanover, who will begin his first year at stud in 2021 at Hanover Shoe Farms.

"On the pacing colt side, it's all or nothing. You either hit one... or if it doesn't work. That's the way it is, always has been," he said.

The plan is to have Nifty Norman train Delilah Hanover and Brett Pelling train Energetic Hanover. McDuffee said he will also try to recruit some partners. In the meantime, he joked he was scrounging for meal money.

"I'm not sure how I'm going to eat tomorrow," he said, laughing. "But maybe I can borrow it from my wife."


In all, 154 yearlings sold Tuesday, grossing \$12,813,000 and averaging \$83,201 with a median of \$57,500. The



Triscari Video Web and Marketing

**McDuffee also purchased Hip #93 Energetic Hanover, a Captaintreacherous colt out of Eloquent Grace for \$325,000.**

numbers are similar to the opening-session numbers in 2017 when 164 yearlings grossed \$12,350,000 for a first-session average of \$75,305. Not surprisingly, this year's opening session numbers are down considerably compared to 2019 – off 33 per cent in gross (\$19,227,000 in 2019), 27 per cent in average (\$114,446) and 36 per cent in median (\$90,000).




# IT PAYS TO BREED IN NEW YORK

**Rich Breeders Award  
Program returned 15-20%  
to breeders last year.**

1 Broadway Center  
Schenectady, New York 12305  
518-388-0178  
[info@nysirestakes.com](mailto:info@nysirestakes.com)  
[www.nysirestakes.com](http://www.nysirestakes.com)

**NY  
Sire  
Stakes**  
Agriculture & New York State Horse Breeding Development Fund





That the numbers were down sharply during a pandemic was to be expected said sale president and CEO Dr. Pete Spears, especially when the sale lost some top yearlings to the Lexington Selected Yearling Sale ([full story here](#)).

"I think we need to interpret the results in light of the losses that we had prior to the sale," Spears said. "I think trotting colts were certainly a bit weak, but everything else was very solid. I thought the mid-range was very good. There were certainly several very high-selling horses. I didn't see a lot of bottom-end horses that sometimes slip through, so I think it was pretty solid all the way through, especially given all the challenges and people being turned back at the border or simply not coming at all.

"I'm told the online bidding was quite strong. Telephone bidding was active, so all of those people did try to participate and I think the results show it."

Hanover Shoe Farms led all consignors in gross sales, accounting for 53 per cent of total day one sales with earnings of \$6,761,000, which worked out to an average of \$93,903 for 72 yearlings sold. Hanover sold four of the five most expensive yearlings sold.

Diamond Creek led all consignors (with three or more sold) in average with \$130,000 for four yearlings sold. Concord



Triscari Video Web and Marketing

**Concord Stud sold Hip #124 Tippet, a Muscle Hill filly out of Ilia to Nancy Takter, agent, for \$400,000.**



# NOW ACCEPTING ENTRIES

The **PROVEN** spot for Racehorses & Breeding Stock  
**TUESDAY, NOVEMBER 24, 2020**  
Michiana Event Center: Shipshewana, Indiana

**Enter Online at [MIDWESTAUCTIONCO.COM](http://MIDWESTAUCTIONCO.COM) or Call 260-463-1649**

**118 in the catalog, with supplements being accepted!**  
Offering a wide variety of both racehorses and breeding stock, including these Marvelous Mares:

**HIP 114 - ALWAYS GIGGLING**  
p,1:50.3 \$487,098



**HIP 115 - SHADY CAROLINE**  
p,1:50.2 \$399,362





5460 W State Road 120, Shipshewana, IN 46565 • Jeff Fought: 260-463- 1649 • Fax: 260-572-2524



Stud was next with an average of \$106,000 for 15 sold.

"I didn't really know what to expect coming into today, obviously," said Concord's Julie Meirs. "You never really know with this year what's going to happen, but as with any horse sale, the ones they want they are going to buy. If they don't want them, then you're not going to talk them into wanting them when they are on the auction block."

Concord sold Hip #124 Tippet, a Muscle Hill filly out of Ilia for \$400,000 to trainer Nancy Takter, agent. That yearling tied for the second highest priced horse sold Tuesday with Hip #9 Peyton Hanover, a Muscle Hill filly out of Pennies From Above that was sold to Jeffrey Snyder.

Concord also sold Hip #59 Blue Skies Shining, a Muscle Hill filly out of Anikadabra, for \$230,000 to Chris Beaver and Hip #154 Gettinmystepsin, a Chapter Seven filly out of Muscle Test, for \$230,000 to Andy Miller

"Those three we were thrilled about. There were some others, as always, that you think some will bring more than they do, but that's just the way it's going to go," Meirs said.

She said Concord, based in Cream Ridge, NJ, has been preparing its yearlings for the change of venue from Harrisburg to Timonium for months.

"The farm location is huge for us because it allows most of the trainers to come out to the farm before the sale to do their initial looks separately. We're able to get a large number of them out there and that hasn't changed from year to year. The trainers always are able to come out and make the effort to come out and see the horses at the farm.

"With the (sale) facility change, we prepared the horses a little bit for being outside, in terms of trying to walk them around outside more at the farm so they could get a sense of, you know, waving flags and things that are not normally at a horse farm.

"We prepared for the outside facility a little bit differently than we would for Harrisburg, not a lot but just a little bit. The horses have reacted wonderfully. They still jumped a little at the flapping tent yesterday, but overall they have done really well with what they needed to do. It all comes down to preparation."

Meirs said Concord has a lot more yearlings to sell in the next two days at Timonium.

"We've got a lot left, actually. We have a big day (Wednesday), with a lot to sell. We've got some good ones, a sister to No Lou Zing and we have a brother to Macho Martini. We've got a really nice Cantab Hall colt named Global Pandemic [Hip 362] that sells (Wednesday). We've also got a really nice Always B Miki named Mask On Mask Off [Hip 267]."

Meirs said she takes credit for naming Global Pandemic and Mask On Mask Off.

"I was lucky to get a couple of those in," she said, laughing. "We did our naming in the beginning of quarantine for our yearlings. One year, a lot of the names came from cartoon characters for my kids, this year it was pandemic-related."

At least she's trying to make the best of a challenging year.

"We probably have no right to complain," McDuffee said. "It's been an interesting year. How many businesses had an opportunity to continue to go on like we did? Most of the tracks have been open. We probably aren't racing for quite as much money and we obviously lost some major stakes, but good God, imagine if you were in so many other businesses? The whole hospitality business et cetera, et cetera. Those people have been destroyed. We've done pretty damn good, all things being considered.

"We can moan a little, but we can't complain."

Spears said he hopes the middle market of the sale will hold up through the next two sale sessions and he expects today's session to be more comparable to the second session in 2019 than Tuesday's opening session was to the first session in 2019.

"And, I think the weather will continue to improve all week," Spears said. "There was some disappointment that we were not allowing bidding in the back. Many people, traditionally in Harrisburg, love to hang around the prep ring and bid from there, but with the COVID-19 restrictions we just can't allow that this year. We're sorry that area is not available, but it's really in everyone's best interest to have social distancing and keep everyone safe."

The second of three yearling sessions begins today at 10 a.m. The two-day mixed sale begins Friday.

**CLICK HERE**  
To Share This Story



**Harness Racing Update on Facebook**  
**/HARNESSRACINGUPDATE**





# FUTURE SUCCESS

Starts Here — With Racehorses & Fabulous Fillies  
That Can Make Your Program An Instant Winner!



**STANDBRED MIXED SALE • FRIDAY & SATURDAY, NOV. 6 & 7**



Hip 1817-S MSW Father Patrick filly

**SISTER SLEDGE 3, 1:51.2 | \$839,815**



Hip 1451 2nd to Amigo Volo in Breeders Crown

**PLAY TRIX ON ME 3, 1:53.2 | \$485,943**



Hip 1399 World Champion 3-Year-Old Trotting Filly

**GUINEVERE HALL 3, 1:52.3 | \$450,391**



Hip 1449 Breeders Crown finalist

**BEADS 3, 1:51.2 | \$271,713**

**BUY AT THE WORLD'S NO. 1 MIXED SALE — IN-PERSON, PHONE, OR ONLINE**



**Standardbred Horse  
Sales Company**

*New location — same great sale!*  
**STANDBRED**

Timonium | Mixed Catalog: [theblackbook.com](http://theblackbook.com) and EquineLine App

GSI, LLC 2020 | Photos: Amanda Stephens, New Image Media, Michael Lisa/Lisa Photo



## Heather Vitale covers Opening Day, talks Beach with Dr. J

Heather Vitale covers the Opening Session of the 82nd Standardbred Horse Sales Company's yearling sale in Timonium, MD.

by Dave Briggs

Heather Vitale covers Tuesday's (Nov. 3) Opening Session of Standardbred Horse Sales Company's yearling auction, including interviews with Dr. Bridgette Jablonsky talking about Somebeachsomewhere's final crop of yearlings to sell, Tara Hills Stud owner David Heffering on the addition of Green Manalishi and David McDuffee on purchasing the session topper Delilah Hanover.

You can watch the video on our [YouTube page](#) and on our [Facebook page](#).

Many thanks to the connections of Green Manalishi who begins his stallion career in 2021 standing at [Tara Hills Stud](#) in Port Perry, Ontario. Green Manalishi is the sponsor of all six HRU Timonium videos.

Each night, Vitale and Re will prepare a video summary of each sale session that will be available for viewing that night – or the next morning along with a new edition of HRU.

Don't miss a video, [subscribe to our YouTube page now](#) and get notified when a new video is posted.



**Dr. Bridgette Jablonsky**  
Hanover Shoe Farms



**Dave Heffering**  
Tara Hills Stud

**CLICK HERE**  
To Share This Story





# Supplement Stars With Brilliant Futures



**Hip 1817-S Sister Sledge 3,1:51.2 (\$839,815)**

[PEDIGREE](#) | [RACELINES](#) | [OWNER'S STATEMENT](#)

**SELLING IN THE MIXED SUPPLEMENT SATURDAY, NOV. 7**

Race — or breed and sell six-figure yearlings! This Father Patrick filly, in the top echelon of distaff trotters, leads a star-studded supplement that includes the fast Betting Line 2YO colt **Winner Is Coming** p,2,1:51.3; NYSS standout **Merga Hanover** p,3,1:51.1f; Kindergarten-placed Muscle Hill 2YO **Swan By Land** (RT 1:55.3--:26.3); and \$258,000-winning trotter **Port Perry** 3,1:55.4.

*Standardbred Mixed  
**ONLINE CATALOG**  
including supplements  
and updated racelines*



**Preferred Equine Marketing**

BRIARCLIFF MANOR, NY | (914) 773-7777  
[PREFERREDEQUINE.COM](http://PREFERREDEQUINE.COM)

JOIN OUR SALES NETWORK



**STANDARDBRED  
TRANSITION ALLIANCE**

GSI, LLC 2020 | Photo: New Image Media





# Standardbred Horse Sales Company

November 3 to November 7, 2020 - Timonium, MD

## Timonium Yearling Sale - Day 1 (Top 20)

Hip	Yearling Name <i>Color, Sex, Gait, Sire - Dam</i>	Buyer <i>Consignor</i>	Price
86	<b>DELILAH HANOVER</b> <i>f, b, Muscle Hill - Danielle Hanover</i>	<b>DAVE MCDUFFEE, DELRAY BEACH, FL, USA</b> HANOVER SHOE FARMS, INC.	\$440,000
9	<b>PEYTON HANOVER</b> <i>f, b, Muscle Hill - Pennies From Above</i>	<b>JEFFREY S. SNYDER, FOUR FRIENDS, NEW YORK, NY, USA</b> HANOVER SHOE FARMS, INC.	\$400,000
124	<b>TIPPET</b> <i>f, b, Muscle Hill - Ilia</i>	<b>NANCY TAKTER, AGENT, ALLENTOWN, NJ, USA</b> CONCORD STUD FARM, AGENT	\$400,000
93	<b>ENERGETIC HANOVER</b> <i>c, b, Captaintreacherous - Eloquent Grace</i>	<b>DAVE MCDUFFEE, DELRAY BEACH, FL, USA</b> HANOVER SHOE FARMS, INC.	\$325,000
101	<b>FROZEN HANOVER</b> <i>c, b, Somebeachsomewhere - Fashion Ecstasy</i>	<b>DETERMINATION, MONTREAL, QC, CANADA</b> HANOVER SHOE FARMS, INC.	\$325,000
106	<b>MIKEY SEA MIKEY DO</b> <i>c, b, Always B Miki - Gallic Sea</i>	<b>DAVID GOODROW, AGENT, CAMBRIDGE, ON, CANADA</b> DIAMOND CREEK FARM	\$300,000
157	<b>GIRL PARTY</b> <i>f, b, Bettor's Delight - My Lady Day</i>	<b>DETERMINATION, MONTREAL, QC, CANADA</b> ALL AMERICAN HARNESSBREDS	\$275,000
122	<b>IPANEMA HANOVER</b> <i>f, b, Somebeachsomewhere - Ideal Newton</i>	<b>BRENT MACGRATH, BIBLE HILL, NS, CANADA</b> HANOVER SHOE FARMS, INC.	\$250,000
148	<b>MARLYS HANOVER</b> <i>f, b, Captaintreacherous - Marinade Hanover</i>	<b>LINDA TOSCANO, AGENT, FREEHOLD, NJ, USA</b> HANOVER SHOE FARMS, INC.	\$240,000
41	<b>CAPULET</b> <i>c, b, Walner - Tosca</i>	<b>DETERMINATION, MONTREAL, QC, CANADA</b> WALNRIDGE FARM, INC., AGENT	\$235,000
59	<b>BLUE SKIES SHINING</b> <i>f, b, Muscle Hill - Anikadabra</i>	<b>CHRISTOPHER BEAVER, RADNOR, OH, USA</b> CONCORD STUD FARM, AGENT	\$230,000
154	<b>GETTINMYSTEPSIN</b> <i>f, b, Chapter Seven - Muscle Test</i>	<b>ANDY MILLER STABLE, AGENT, MILLSTONE TWP, NJ, USA</b> CONCORD STUD FARM, AGENT	\$230,000
111	<b>GYRE HANOVER</b> <i>f, b, Father Patrick - Global Desire</i>	<b>DETERMINATION, MONTREAL, QC, CANADA</b> HANOVER SHOE FARMS, INC.	\$225,000
65	<b>BOUDOIR HANOVER</b> <i>f, b, Captaintreacherous - Bedroomconfessions</i>	<b>STEVEN R. HEAD, ANNAPOLIS, MD, USA</b> HANOVER SHOE FARMS, INC.	\$200,000
112	<b>GRACEFILLY HANOVER</b> <i>f, b, Chapter Seven - Good Common Cents</i>	<b>JIM GLASS, AGENT, STANFORD, KY, USA</b> HANOVER SHOE FARMS, INC.	\$200,000
125	<b>I'M HAPPY HANOVER</b> <i>f, b, Muscle Hill - I'm On Cloud Nine</i>	<b>YVES SARRAZIN, LA PRESENTATION, QC, CANADA</b> HANOVER SHOE FARMS, INC.	\$200,000
126	<b>CONTACT ZONE</b> <i>c, b, Bettor's Delight - Impact Zone</i>	<b>BRYAN S. MONTGOMERY, AGENT, CREAM RIDGE, NJ, USA</b> WINBAK FARM	\$175,000
57	<b>ATLAS HANOVER</b> <i>c, b, Captaintreacherous - Ameraway</i>	<b>TONY P. ALAGNA, AGENT, MANALAPAN, NJ, USA</b> HANOVER SHOE FARMS, INC.	\$170,000
33	<b>HUNTERS MOON</b> <i>c, b, Huntsville - Sweet Paprika</i>	<b>NANCY TAKTER, AGENT, ALLENTOWN, NJ, USA</b> WALNRIDGE FARM, INC., AGENT	\$150,000
64	<b>SHOWMEURSWEETSID</b> <i>f, b, Sweet Lou - Beach Showoff</i>	<b>CHRIS RYDER, AGENT, ALLENTOWN, NJ, USA</b> DIAMOND CREEK FARM	\$150,000
89	<b>THEWINNERTAKEITALL</b> <i>c, b, Muscle Hill - Armbr Domono</i>	<b>WIESMAN FARMS, YORK, PA, USA</b> CONCORD STUD FARM, AGENT	\$150,000



## Harness Racing Update on Twitter

@HARNESSUPDATE







# Standardbred Horse Sales Company

November 3 to November 7, 2020 - Timonium, MD

## Leading Buyers - Day 1 - Top 10

Buyer	Purchased	Gross	Average
DETERMINATION	6	\$1,260,000	\$210,000
DAVE MCDUFFEE	2	\$765,000	\$382,500
NANCY TAKTER, AGENT	3	\$640,000	\$213,333
BURKE RACING STABLE LLC	10	\$572,000	\$57,200
TONY P. ALAGNA, AGENT	4	\$470,000	\$117,500
PINSKE STABLES	5	\$440,000	\$88,000
JEFFREY S. SNYDER, FOUR FRIENDS	1	\$400,000	\$400,000
LINDA TOSCANO, AGENT	2	\$335,000	\$167,500
BRENT MACGRATH	2	\$325,000	\$162,500
STEVE M. ELLIOT	4	\$310,000	\$77,500

## Leading Sires - Day 1 - Top 10 (3 or More Sold)

Sire	Sold	Gross	Average
BETTOR'S DELIGHT	4	\$610,000	\$152,500
BAR HOPPING	3	\$375,000	\$125,000
MUSCLE HILL	20	\$2,456,000	\$122,800
SOMEBEACHSOMEWHERE	9	\$1,064,997	\$118,333
CAPTAIN TREACHEROUS	23	\$2,130,996	\$92,652
ALWAYS B MIKI	14	\$1,178,002	\$84,143
SWEET LOU	6	\$484,998	\$80,833
FATHER PATRICK	8	\$624,000	\$78,000
CHAPTER SEVEN	15	\$1,158,000	\$77,200
WALNER	13	\$832,000	\$64,000

# RETIRE RETRAIN REHOME

*If you have a horse that  
you care about that is 15YO  
or under, and is sound  
and you want placed in  
a good home please call ...*



Purple Haze Standardbred  
Adoption Program  
518-669-2715

# OUTSHINE *the* COMPETITION

*Breed, Buy, Race... Ontario!*



TALL DARK STRANGER, 2020's Leading Money Earner  
Photo: Clive Owen

*Purchase an  
ONTARIO-SIRED YEARLING  
in Maryland!*



oss.ontarioracing.com





# Standardbred Horse Sales Company

**November 3 to November 7, 2020 - Timonium, MD**

## Leading Consignors - Day 1 - Top 10 (3 or more sold)

Consignor	Sold	Gross	Average
DIAMOND CREEK FARM	4	\$520,000	<b>\$130,000</b>
CONCORD STUD FARM, AGENT	15	\$1,590,000	<b>\$106,000</b>
WALNRIDGE FARM, INC., AGENT	6	\$582,000	<b>\$97,000</b>
HANOVER SHOE FARMS, INC.	72	\$6,761,000	<b>\$93,903</b>
ALL AMERICAN HARNESSBREDS	9	\$749,000	<b>\$83,222</b>
WINBAK FARM	3	\$247,000	<b>\$82,333</b>
BLUE CHIP FARMS LLC, AGENT	4	\$297,000	<b>\$74,250</b>
HUNTERTON SALES AGENCY, AGENT	3	\$161,000	<b>\$53,667</b>
PREFERRED EQUINE MKT., INC., AGENT	21	\$1,110,000	<b>\$52,857</b>
SPRING HAVEN FARM, AGENT	7	\$332,000	<b>\$47,429</b>

## Leading Consignors - Day 1 - Top 10 (3 or more sold)

Consignor	Sold	Gross	Average
HANOVER SHOE FARMS, INC.	72	<b>\$6,761,000</b>	\$93,903
CONCORD STUD FARM, AGENT	15	<b>\$1,590,000</b>	\$106,000
PREFERRED EQUINE MKT., INC., AGENT	21	<b>\$1,110,000</b>	\$52,857
ALL AMERICAN HARNESSBREDS	9	<b>\$749,000</b>	\$83,222
WALNRIDGE FARM, INC., AGENT	6	<b>\$582,000</b>	\$97,000
DIAMOND CREEK FARM	4	<b>\$520,000</b>	\$130,000
SPRING HAVEN FARM, AGENT	7	<b>\$332,000</b>	\$47,429
BLUE CHIP FARMS LLC, AGENT	4	<b>\$297,000</b>	\$74,250
WINBAK FARM	3	<b>\$247,000</b>	\$82,333
HUNTERTON SALES AGENCY, AGENT	3	<b>\$161,000</b>	\$53,667

see something.  
say something.



**USTA Integrity Tip Line:**

833-878-2847 (USTATIP) / reportit@ustrotting.com

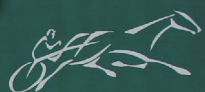
**Are You  
a Member?**

Help support the effort to preserve  
and celebrate harness racing's  
history by joining the  
Harness Racing Museum & Hall of Fame.

**Membership levels start at just \$35!**

Make your check payable to the:  
**Harness Racing Museum** and mail to:  
**240 Main St., Goshen, NY 10924**

or **CLICK HERE** to join online at: [harnessmuseum.com](http://harnessmuseum.com)



**HARNESS  
RACING  
MUSEUM**

**& HALL  
OF FAME**







# Standardbred Horse Sales Company

November 3 to November 7, 2020 - Timonium, MD

## Session Totals - Day 1

Category	Sold	Amount	Average	Median
Pacing Colts	40	\$3,436,000	\$85,900	\$66,000
Pacing Fillies	39	\$3,351,000	\$85,923	\$65,000
Trotting Colts	37	\$2,243,000	\$60,622	\$50,000
Trotting Fillies	38	\$3,783,000	\$99,553	\$47,500
Pacers	79	\$6,787,000	\$85,911	\$65,000
Trotters	75	\$6,026,000	\$80,347	\$50,000
Colts	77	\$5,679,000	\$73,753	\$55,000
Fillies	77	\$7,134,000	\$92,649	\$60,000
<b>Total</b>	<b>154</b>	<b>\$12,813,000</b>	<b>\$83,201</b>	<b>\$57,500</b>

## Buyer Demographics - Day 1

Country	Jurisdiction	Gross	% of Sale Gross
CANADA	QC	\$1,460,000	
CANADA	ON	\$1,208,000	
CANADA	NS	\$325,000	
CANADA	AB	\$65,000	
CANADA	PE	\$7,000	
<b>CANADA TOTALS</b>		<b>\$3,065,000</b>	<b>24.17%</b>
SWEDEN		\$142,000	
UNITED KINGDOM		\$17,000	
NETHERLANDS		\$15,000	
<b>EUROPE TOTALS</b>		<b>\$174,000</b>	<b>1.37%</b>
USA	NJ	\$3,871,000	
USA	FL	\$1,556,000	
USA	PA	\$1,260,000	
USA	NY	\$899,000	
USA	OH	\$536,000	
USA	MN	\$440,000	
USA	MD	\$320,000	
USA	KY	\$200,000	
USA	DE	\$192,000	
USA	MA	\$140,000	
USA	ME	\$30,000	
<b>USA TOTALS</b>		<b>\$9,444,000</b>	<b>74.46%</b>

**It pays to breed in PA**

<https://standardbredbreederspa.com/>

photo: Gunjan Patel

SBA of PA  
Standardbred Breeders Association of Pennsylvania

**WOODBINE**  
STANDARDBRED

**RACING IS BACK ONLINE!**

**5 DAYS A WEEK**

WoodbineMohawkPark.com



## GRASSROOTS PERSPECTIVE



with **CHRIS LOMON**

### **When it comes to horses, Linda Schadel has all the patience in the world**

*by Chris Lomon*

Patience just isn't Linda Schadel's thing. But a patient hand with her horses most certainly is.

You don't achieve the type of success – over 400 career wins and nearly \$4.4 million in career earnings – Schadel has experienced without a large measure of composure and tolerance.

Yet, as the trainer herself noted, patience is a quality that is reserved for the standardbreds under her care.

"In life, I am not a patient person. With horses, I have it. And I don't understand why. For some reason with the horses, I am."

It's proven to be a winning formula that has served the conditioner well over her 17 years in racing, a career that began with four starts in 2003. The following year, she won 10 races, including her first.

Since that time, Schadel, married to harness driver Tony Schadel, has enjoyed several highlights, while also navigating numerous challenges over the years.

As for what's kept her in the game, the Pennsylvania-based trainer, who also has three wins in limited action in the race bike, opts for one word.

"Passion. It's in my blood. I just have this passion for the horses."

It didn't Schadel long to figure out what her calling in life would be.

In fact, being away from the horses for a period of time reiterated what she had already known for a while.

"After high school, I went to college for two years. I then worked at a so-called 'normal' job for a bit and it just wasn't for me. I guess the horses were calling me back, so I just went back to work my father [legendary horseman Kenneth



Courtesy Linda Schadel

**Linda Schadel and her husband, Tony.**

Shand, the man who brought the trotting hopple to its modern form]. And here I am."

Where she is happens to be heading a successful operation that has remained a model of consistency over time.

There have been leaner years, but there have also been far more fruitful campaigns. In 2019, Schadel recorded a career-best \$508,062 in purse earnings.

A lion's share of that money came courtesy of Aflame Hanover, the bay son of Russell Hanover (PA) who she co-owns with her husband.

Bred by Hanover Shoe Farms, the pacer has posted 13 wins in 53 lifetime starts, accompanied by earnings in excess of \$390,000.

Last year, Aflame Hanover, now 4, made \$275,399 for his connections, while contesting some of the continent's most prestigious events.

In the 2019 Pepsi North America Cup, Aflame Hanover finished fourth at 135-1. The driver was Schadel's brother-in-law, Andrew McCarthy.

It was a performance that still makes Schadel smile.



"I know he was the longest shot on the board," she recalled. "I was so happy when he drew the rail. That was amazing. I knew he would put his best foot forward. Having Andrew driving was just awesome. I knew he would give him a great shot."

The Schadel name has been associated with high-profile races before. Tony's brother, Todd, who co-owned \$3.2-million earner Vivid Photo, cheered him on to victory in the 2005 edition of the Hambletonian.

Having shifted their operation's focus from racing claiming and older stock to purchasing and developing younger horses, the Schadels continue to reap the benefits of their hard work.

They also continue to work well as a team.

What's been the secret to their harmonious success?

"He's my best friend, so I guess that helps matters," said Schadel, who recorded a career-high 41 wins in 2017, following it up with a 40-win campaign in 2018. "We get along very well and we bounce ideas off one another all the time. We're a great team."

They also get a helping hand from their children, Lizzy, 11, and James, 7. The kids even have a horse of their own, Fire Up.

All four members of Team Schadel are listed on the ownership of the trotting daughter of Explosive Matter (PA).

Tony was in the bike when she broke her maiden at Dayton, PA, on August 23.

"Last year, we went to the Harrisburg Sale. We ended up buying six on the Wednesday... we went a little nuts, I think. We had bought five and Tony said, 'Okay, we've got to get out of here.' And I told him, 'Wait, I have this filly picked out for the kids.' She ended up being in our price range. We bought her for \$5,000. She didn't turn out to be what I thought she would be this year. I had high hopes for her, but she ended up paying for herself."

Most importantly, offered Schadel, it provided her children with an up-close look at being around the standardbreds.

And while her eldest hadn't shown a big interest in the horses, that all changed in 2019.

"My daughter, just in the past year, has taken a real liking to the horses. She started jogging one all by herself this summer. I just never saw it with her. She was never interested, but she has this real attachment to the horse –

it's actually Aflame's sister, Allmylovin Hanover. She's just such a nice little 2-year-old horse. It's made Lizzy start to like the business.

"James, he helps out. The kids help us feed the horses every night. He likes it. He can't quite do what his sister can, but he enjoys helping out any way he can. We don't have a lot of free time to spend as a family outside of racing, so it's something nice that we can all do together."

Schadel, who has 10 horses (she owns all of them) in her barn at the moment, has been impacted, like so many others in racing, by the effects of the COVID-19 pandemic.

Although she has already surpassed her win total from last year, purse earnings are down from that banner campaign.

Not that you'd ever know it.

"I'm optimistic about next year and beyond. Absolutely. I don't really know what to say. I have to be optimistic. It's all I've ever known and we're just going to keep going forward. Win or lose, it's what we're going to keep doing."

**CLICK HERE**  
To Share This Story



## HARNES RACING UPDATE

### About Harness Racing Update

Harness Racing Update is owned by HRU Publications of Millwood, NY and will publish Fridays and Sundays from fall through late spring. HRU will add Saturday editions early summer through fall, publishing 3 days per week, and will add editions throughout the year as major news breaks.

**Editor:** Dave Briggs

**Production:** Brian Fuller

**Graphic Design, Ads & Placement:** Lisa Bihuniak

**Advertising Sales:** Wilma Van Vaerenbergh | [contact for ad sales/questions](#)

**Results & Stats Editor:** Lisa Duong

**Founder:** Bill Finley

**Contributors** Claus Andersen, Garnet Barnsdale, Tim Bojarski, Murray Brown, Jerry Connors, Frank Coto, Paul Delean, Bill Finley, Joe Fitzgerald, Dean Gillette, Ron Gurfein, Thomas Hedlund, Bill Heller, Bob Heyden, Dean Hoffman, Victoria Howard, Melissa Keith, Raymond Lance, Dave Landry, Lauren Lee, Dave Little, Debbie Little, Chris Lomon, David Mattia, Trey Nosrac, Tom Pedulla, Andrea Pietrzak, James Platz, Bob Roberts, Sandra Snyder, Brett Sturman, Jay Wolf

### Get in touch with HRU

PO Box 230 | Millwood, NY | 10546 | Telephone: (226) 374-9999

Editor/News Stories: [editor@harnessracingupdate.com](mailto:editor@harnessracingupdate.com)

Advertising: [advertising@harnessracingupdate.com](mailto:advertising@harnessracingupdate.com)

Customer Service: [customerservice@harnessracingupdate.com](mailto:customerservice@harnessracingupdate.com)

### Advertising info & rates:

If you are interested in advertising with us [please contact Wilma](#)





#319, DARWIN

# 11/4 & 11/5 Black Book Sale

## Featuring Yearlings Eligible to Lucrative Areas

### Visit Winbak Farm's lineup at the MD State Fairgrounds

### Sale Starts at 10:00 a.m. each remaining day

#### Day 2 Pacers

##### A ROCKNROLL DANCE

**#187, FIFTH FAV**, F, PA  
A Rocknroll Dance-Racing Star-Four Starzzz Shark  
Dam, **Racing Star**, p, 1:51s (\$421,545), is  
a 1/2-sister to **Sir Jillian Z Tam**,  
p, 1:52 (\$641,151)

##### ALWAYS B MIKI

**#319, DARWIN**<sup>▲</sup>, C, PA  
Always B Miki-Belle Boyd-Art Major  
Dam is **Belle Boyd**, p, 3, 1:53s (\$301,828)

##### AMERICAN IDEAL

**#199, APRIL ANGEL**, F, NY  
American Ideal-Royal Distraction-Royal Mattjesty  
Dam is a 1/2-sister to **Lucky Bettor**,  
p, 1:49.4f (\$766,404)

##### CAPTAINTEACHEROUS

**#388, SILENT CROSSING**, F, PA  
Captainteacherous-Freedom Crossing-Artiscape  
Dam, **Freedom Crossing**,  
p, 1:51.3f (\$320,691), is a 1/2-sister to  
the dam of **Dalhousie Dave**,  
p, 3, 1:49.4s (\$892,016)

##### DOWNBYTHESEASIDE<sup>\*</sup>

**#313, FOREVER SUNSHINE**, F, OH  
Downbytheseaside-Badlands Jenna-Badlands Hanover  
Dam is **Badlands Jenna**,  
p, 3, 1:54.1f (\$309,686). 1/2-sister to  
**Tap Into Power**, p, 1:50.4f -'18 (\$163,507)

##### HESTON BLUE CHIP

**#234, BRIDGESTONE**, C, NY  
Heston Blue Chip-Stonebridge Kisses-Artiscape  
Dam is **Stonebridge Kisses**,  
p, 1:50.2s (\$1,011,737). 1/2-brother to  
**Covered Bridge**, p, 1:48.3 -'20 (\$290,253)

##### SPORTSWRITER

**#181, KILLEAN COVEY**, C, ON  
Sportswriter-Planet Ocean-Cam's Card Shark  
Dam is a 1/2-sister to **Geez Joe**,  
p, 1:47.4s -'19 (\$332,632). Dam is a  
full-sister to the dam of **Southwind Gendry**,  
p, 2, 1:50 -'20 (\$486,569)

##### SWEET LOU

**#277, GIGGLES N WIGGLES**, F, PA  
Sweet Lou-Winbak Wiggle-Well Said  
Dam is a 1/2-sister to **Mr Wiggles**,  
p, 3, 1:49.1f (\$1,168,231)

<sup>\*</sup>First crop from stallion

<sup>▲</sup> No Stored Stem Cells Available

All records & earnings are as of 11/1/20

#### Day 2 Trotters

##### CANTAB HALL

**#163, ROYAL LEAF**, C, PA  
Cantab Hall-New Royalty-Giant Hit  
1/2-brother to **Military Blue**,  
3, 1:55.2f (\$245,845). Dam is a 1/2-sister to  
**Vivid Photo**, 1:50.2z (\$3,275,631), &  
**Devious Man**, 3, 1:52.2s (\$1,338,677)

**#449, GIRL FROM QUEENS**, F, PA  
Cantab Hall-Mets Life-Kadabra  
1/2-sister to **Gotta Believe**, 2, 1:53.1 -'20.  
Dam is a 1/2-sister to **Met's Hall**,  
3, 1:51.2 -'18 (\$1,295,306)

##### E L TITAN

**#455, CHROMEO ROMEO**, C, NY, First Foal  
E L Titan-Ms Paige-Andover Hall  
Dam is a 1/2-sister to **A Hay Luva Paige**,  
1:56.1h (\$431,309)

##### KADABRA

**#417, JORDYN MAGIC**, F, ON  
Kadabra-JJ's Jordyn-Angus Hall  
Dam is a 1/2-sister to **Kaline**,  
1:54.1f (\$570,733)

#### Day 3 Pacing Highlights

##### A ROCKNROLL DANCE

**#546, ROCKNROLL NATION**, C, PA  
A Rocknroll Dance-State Of Joy-Badlands Hanover  
Dam is a 1/2-sister to **Royal Flush Shark**,  
p, 3, 1:50 (\$404,389)

##### AMERICAN IDEAL

**#621, CENTER ATTRACTION**, F, NY, First Foal  
American Ideal-Art Center-Art Major  
Dam is a full-sister to **Art Two D Two**,  
p, 1:51.1f (\$422,035). Family of  
**Four Starzzz Shark**, p, 1:47.4 (\$2,537,267)

##### ARTSPEAK

**#651, JIMS DREAM**<sup>▲</sup>, C, ON, Agent  
Artspeak-B Stern-Bettor's Delight  
Dam is **B Stern**, p, 2, 1:50.4 (\$144,333)

##### BETTOR'S DELIGHT

**#588, ROCK THAT BET**, F, ON  
Bettor's Delight-Who Moved The Rock-Life Sign  
Dam is a 1/2-sister to **Little Miss Dragon**,  
p, 3, 1:50.2 (\$769,790)

##### ROLL WITH JOE

**#548, ROLL WITH THE FLOW**, C, NY  
Roll With Joe-Streisands Place-Artsplace  
1/2-brother to **Red High Heels**,  
p, 3, 1:52.1 (\$292,235)

#### Day 3 Pacing Highlights

##### SHADOW PLAY

**#604, VANDALIZE**, C, ON  
Shadow Play-Acey Deucey-Cam's Card Shark  
1/2-brother to **Pokerface**,  
p, 1:54.4h (\$167,512)

##### SPORTSWRITER

**#513, MIGHTY MELISSA**<sup>▲</sup>, F, ON  
Sportswriter-Regally Ready-Royal Mattjesty  
Dam is **Regally Ready**, p, 1:51.3s (\$189,482)

##### SUNSHINE BEACH

**#502, BIKINI GENIE**, F, ON  
Sunshine Beach-Pleasant Yet Bad-Badlands Hanover  
1/2-sister to **Weeper**,  
p, 3, 1:49f (\$569,511)

#### Day 3 Trotting Highlights

##### ANDOVER HALL

**#663, SHE'S GOT CLASS**, F, PA  
Andover Hall-Clasicaly Designed-Lindy Lane  
Full-sister to **Classical Annie**,  
1:53.3 (\$366,167), & 1/2-sister to the  
dam of **Southwind Frank**,  
3, 1:52.1 (\$1,946,693)

##### ARCHANGEL

**#724, GLOBAL NEWS**, F, ON  
Archangel-Going Global-Kadabra  
Dam is a 1/2-sister to **Oh Sweet Baby**,  
1:54.4s (\$655,330)

##### CREDIT WINNER

**#673, RAISE THE SCORE**, C, NY  
Credit Winner-CR Mimosas-CR Commando  
1/2-brother to **Windshield**,  
3, 1:56.2f (\$327,200)

##### KADABRA

**#509, BEYOND THE STORM**, C, ON  
Kadabra-Rainbow View-Angus Hall  
Family of **Arch Madness**, 1:50.2 (\$4,290,060)

##### MUSCLE MASS

**#678, FORREST**<sup>▲</sup>, C, ON  
Muscle Mass-Dancing Coed-Angus Hall  
Dam is a 1/2-sister to **I Wanted Wings**,  
2, 1:59 (\$394,424)

##### MUSCLES YANKEE

**#491, DUEL COMMAND**, F, NY  
Muscles Yankee-Overnight Command-CR Commando  
Dam is **Overnight Command**,  
3, 1:59h (\$226,625). 1/2-sister to  
2020 NYSS Winner, **Third Shift**,  
3, 1:52.4s -'20 (\$384,373)



**Born to Compete...Raised to Win!**

Garrett Bell, General Manager / James Ladwig, Yearling Manager

155 Yearling Row, Chesapeake City, Maryland 21915 / 410.885.3059 / james.ladwig@winbakfarm.com

Visit [www.winbakfarm.com](http://www.winbakfarm.com) for yearling videos. / f / t



# Hambletonian Society / Breeders Crown Poll

Week 17 - November 3, 2020

RANK	NAME (FIRST PLACE VOTES)	AGE/GAIT/SEX	RECORD	EARNINGS	POINTS	PREVIOUS WEEK
1	Tall Dark Stranger (23)	3pc	13 11-1-0	\$1,302,681	330	1
2	Party Girl Hill (4)	3pf	15 14-0-1	\$803,120	295	2
3	Gimpanzee (5)	4th	11 8-1-1	\$980,964	271	5
4	Perfect Sting (3)	2pc	10 10-0-0	\$534,300	242	6
5	Kissin In The Sand	5pm	11 7-1-0	\$419,984	194	7
6	Ramona Hill	3tf	9 6-1-1	\$915,615	157	4
7	Atlanta	5tm	11 5-3-1	\$669,014	133	3
8	Amigo Volo	3tg	14 8-1-2	\$858,323	85	Not Ranked
9	Bettors Wish	4ph	11 5-2-2	\$497,232	62	8
10	Manchego	5tm	12 5-2-2	\$439,451	50	Not Ranked



Have an announcement you would like to share?

[editor@harnessracingupdate.com](mailto:editor@harnessracingupdate.com)



## After They Race, Give Them a Place

Accepting horses from racetracks  
across the country.  
NewVocations.org  
[winnie@horseadoption.com](mailto:winnie@horseadoption.com) || (734) 320-7918  
A 501(c)(3) Public Charity





# Harness Racing Update - Who's Hot & Who's Not

Last 10 race cards | Stats as of 2020-11-03 | Sorted by win percentage

## ALL NORTH AMERICAN TRACKS - WHO'S HOT & WHO'S NOT

### Who's Hot - All Tracks

Drivers (min. 10 starts)	Starts	Win	Win %	Plc	Shw	WPS	WPS %
Marc St Louis Jr	56	22	39%	7	5	34	61%
Ernest Laffin	16	6	38%	0	1	7	44%
J Campbell	96	31	32%	21	9	61	64%
Patrick Lachance	50	15	30%	7	4	26	52%
Anthony Macdonald	27	8	30%	2	1	11	41%
Paul Macdonell	10	3	30%	1	0	4	40%
Francis Picard	17	5	29%	1	4	10	59%
Guy Gagnon	46	13	28%	8	3	24	52%
Samuel Fillion	18	5	28%	1	4	10	56%
Dexter Dunn	86	22	26%	12	10	44	51%

### Who's Hot - All Tracks

Trainers (min. 5 starts)	Starts	Win	Win %	Plc	Shw	WPS	WPS %
Roland Mallar	5	4	80%	0	0	4	80%
Carrie Saunders	6	4	67%	0	0	4	67%
Cyril Macdonald	5	3	60%	1	0	4	80%
Joseph Cirusuola	9	5	56%	1	0	6	67%
Karl Butterfield	11	6	55%	0	0	6	55%
Danielle Stlouis	25	13	52%	2	0	15	60%
Wayne Mac Lean	6	3	50%	0	1	4	67%
Tammy Mac Kay	6	3	50%	1	0	4	67%
Katricia Adams	13	6	46%	0	2	8	62%
Patrick Lachance	31	14	45%	6	2	22	71%

### Who's Not - All Tracks

Drivers (min. 10 starts)	Starts	Win	Win %	Plc	Shw	WPS	WPS %
Brian Zendt	45	0	0%	3	6	9	20%
Nick Clegg	40	0	0%	4	4	8	20%
David Lake	38	0	0%	6	6	12	32%
Kevin Wallis	37	0	0%	6	6	12	32%
Casey Leonard	33	0	0%	2	1	3	9%
Randy Crisler	33	0	0%	0	3	3	9%
John De Simone Jr	32	0	0%	3	3	6	19%
Jeremy Indof	31	0	0%	1	2	3	10%
Cordarius Stewart	30	0	0%	1	1	2	7%
Matthew Krueger	29	0	0%	0	1	1	3%

### Who's Not - All Tracks

Trainers (min. 5 starts)	Starts	Win	Win %	Plc	Shw	WPS	WPS %
Donald Eash	35	0	0%	3	3	6	17%
James Doherty Jr	33	0	0%	5	4	9	27%
Betty Clegg	26	0	0%	4	2	6	23%
Brian Wright	22	0	0%	1	4	5	23%
Brandon Presto	22	0	0%	5	4	9	41%
Randy Cassavaugh	21	0	0%	3	1	4	19%
Robert Gibbs	20	0	0%	2	1	3	15%
Claude Huckabone III	20	0	0%	0	5	5	25%
Darren Taneyhill	20	0	0%	3	6	9	45%
Jacob Fox	20	0	0%	1	1	2	10%

## BANGOR - WHO'S HOT & WHO'S NOT

### Who's Hot - Bangor

Drivers (min. 10 starts)	Starts	Win	Win %	Plc	Shw	WPS	WPS %
Dan Deslandes	81	22	27%	6	12	40	49%
Chris Long	28	6	21%	8	3	17	61%
Kevin Switzer Jr	27	5	19%	3	3	11	41%
Heath Campbell	84	15	18%	10	15	40	48%
Bruce Ranger	58	9	16%	8	7	24	41%
Winston Campbell	82	9	11%	11	9	29	35%
Nicholas Graffam	35	4	11%	2	1	7	20%
Gary Mosher	70	5	7%	9	12	26	37%
Aaron Hall	35	2	6%	5	5	12	34%
David Ingraham	32	2	6%	4	3	9	28%

### Who's Hot - Bangor

Trainers (min. 5 starts)	Starts	Win	Win %	Plc	Shw	WPS	WPS %
Dan Deslandes	15	8	53%	2	1	11	73%
Karl Butterfield	26	12	46%	2	4	18	69%
James Dunn	26	7	27%	6	3	16	62%
Randy White	29	7	24%	4	5	16	55%
Ken Lantz	9	2	22%	2	1	5	56%
Benson Merrill	25	5	20%	2	0	7	28%
Joseph Nelson	10	2	20%	3	1	6	60%
Richard Bartlett	5	1	20%	2	1	4	80%
Michael Cayouette	21	4	19%	0	1	5	24%
Chris Lefebvre	17	3	18%	1	1	5	29%

### Who's Not - Bangor

Drivers (min. 10 starts)	Starts	Win	Win %	Plc	Shw	WPS	WPS %
Steven Wilson	36	0	0%	5	3	8	22%
Matthew Athearn	61	3	5%	13	9	25	41%
Aaron Hall	35	2	6%	5	5	12	34%
David Ingraham	32	2	6%	4	3	9	28%
Ronald Cushing	18	1	6%	3	2	6	33%
Russell Lanpher III	17	1	6%	0	3	4	24%
Gary Mosher	70	5	7%	9	12	26	37%
Winston Campbell	82	9	11%	11	9	29	35%
Nicholas Graffam	35	4	11%	2	1	7	20%
Bruce Ranger	58	9	16%	8	7	24	41%

### Who's Not - Bangor

Trainers (min. 5 starts)	Starts	Win	Win %	Plc	Shw	WPS	WPS %
Gerald Kilgore Jr	20	0	0%	2	2	4	20%
Kimberly Vafiades	17	0	0%	4	4	8	47%
Kevin Chase	16	0	0%	0	0	0	0%
Craig Hall	12	0	0%	2	6	8	67%
Adam Gray	10	0	0%	2	1	3	30%
Kelly Case	9	0	0%	0	2	2	22%
Robert Marston	9	0	0%	0	1	1	11%
Rosario Cloutier Jr	8	0	0%	1	0	1	13%
Rex Ellis	8	0	0%	0	1	1	13%
Gretchen Athearn	7	0	0%	3	2	5	71%

# Harness Racing Update - Who's Hot & Who's Not

Last 10 race cards | Stats as of 2020-11-03 | Sorted by win percentage

## BATAVIA - WHO'S HOT & WHO'S NOT

### Who's Hot - Batavia

Drivers (min. 10 starts)	Starts	Win	Win %	Plc	Shw	WPS	WPS %
Ronald Beback Jr	15	4	27%	2	4	10	67%
David Mcneight Iii	121	26	21%	18	13	57	47%
Andrew Monti	125	25	20%	17	25	67	54%
James Morrill Jr	105	18	17%	19	17	54	51%
Billy Davis Jr	127	20	16%	22	14	56	44%
Rock Vinci	16	2	13%	1	1	4	25%
Shawn Mcdonough	66	8	12%	4	10	22	33%
James Mcneight Jr	84	9	11%	9	6	24	29%
Kyle Cummings	91	9	10%	9	12	30	33%
Denny Bucceri	65	4	6%	11	4	19	29%

### Who's Hot - Batavia

Trainers (min. 5 starts)	Starts	Win	Win %	Plc	Shw	WPS	WPS %
Russell Bratt	13	4	31%	0	0	4	31%
Rose Russo	27	7	26%	0	3	10	37%
James Clouser Jr	19	5	26%	1	1	7	37%
Donald Rothfuss	20	5	25%	4	2	11	55%
Ronald Beback Jr	16	4	25%	3	2	9	56%
David Mcneight Iii	12	3	25%	1	2	6	50%
David Russo	12	3	25%	1	3	7	58%
Darrin Monti	29	7	24%	2	9	18	62%
James Graham	25	6	24%	5	3	14	56%
Richard Mays	17	4	24%	4	0	8	47%

### Who's Not - Batavia

Drivers (min. 10 starts)	Starts	Win	Win %	Plc	Shw	WPS	WPS %
Wade Tomaszewski	32	0	0%	1	2	3	9%
Michael Caprio	14	0	0%	1	0	1	7%
Daniel Yetman	50	1	2%	4	6	11	22%
Ray Fisher Jr	84	3	4%	9	10	22	26%
Denny Bucceri	65	4	6%	11	4	19	29%
Kyle Cummings	91	9	10%	9	12	30	33%
James Mcneight Jr	84	9	11%	9	6	24	29%
Shawn Mcdonough	66	8	12%	4	10	22	33%
Rock Vinci	16	2	13%	1	1	4	25%
Billy Davis Jr	127	20	16%	22	14	56	44%

### Who's Not - Batavia

Trainers (min. 5 starts)	Starts	Win	Win %	Plc	Shw	WPS	WPS %
Lisa Marliacher	20	0	0%	3	4	7	35%
Brittney Ohol	16	0	0%	1	1	2	13%
Christopher Naedele	12	0	0%	0	2	2	17%
Richard Tomaszewski	10	0	0%	1	1	2	20%
Frank Mays	9	0	0%	1	1	2	22%
Richard Roth	9	0	0%	0	2	2	22%
David Mcneight Sr	8	0	0%	1	0	1	13%
Randy Seeley	7	0	0%	0	0	0	0%
Alana Caprio	6	0	0%	0	0	0	0%
William Macdonell	6	0	0%	0	0	0	0%

## CENTURY DOWNS - WHO'S HOT & WHO'S NOT

### Who's Hot - Century Downs

Drivers (min. 10 starts)	Starts	Win	Win %	Plc	Shw	WPS	WPS %
Brandon Campbell	103	38	37%	20	12	70	68%
Michael Hennessy	106	18	17%	14	17	49	46%
David Kelly	104	16	15%	16	12	44	42%
Kelly Hoerd	17	2	12%	2	1	5	29%
Jamie Gray	67	7	10%	6	7	20	30%
Gary Clark	21	2	10%	1	2	5	24%
Tyler Redwood	46	4	9%	5	4	13	28%
Nathan Sobey	63	5	8%	5	5	15	24%
Philip Giesbrecht	92	6	7%	14	9	29	32%
Rene Goulet	29	2	7%	5	7	14	48%

### Who's Hot - Century Downs

Trainers (min. 5 starts)	Starts	Win	Win %	Plc	Shw	WPS	WPS %
Brandon Campbell	51	21	41%	10	4	35	69%
Trevor Williams	17	6	35%	3	2	11	65%
Christopher Lancaster	24	6	25%	1	3	10	42%
Michael Campbell	27	6	22%	6	2	14	52%
Gary Clark	10	2	20%	1	2	5	50%
Jamie Gray	16	3	19%	1	2	6	38%
Brent Bodor	22	4	18%	1	3	8	36%
David Kelly	64	11	17%	9	6	26	41%
Nathan Sobey	54	9	17%	9	5	23	43%
Logan Gillis	6	1	17%	1	1	3	50%

### Who's Not - Century Downs

Drivers (min. 10 starts)	Starts	Win	Win %	Plc	Shw	WPS	WPS %
Kelly Ducharme	11	0	0%	0	0	0	0%
Brian Gray	11	0	0%	0	0	0	0%
Clayton Braybrook	11	0	0%	0	2	2	18%
Keith Clark	53	1	2%	6	11	18	34%
James Jungquist	33	1	3%	3	3	7	21%
Ryan Grundy	26	1	4%	1	6	8	31%
Logan Gillis	23	1	4%	1	3	5	22%
Philip Giesbrecht	92	6	7%	14	9	29	32%
Rene Goulet	29	2	7%	5	7	14	48%
Nathan Sobey	63	5	8%	5	5	15	24%

### Who's Not - Century Downs

Trainers (min. 5 starts)	Starts	Win	Win %	Plc	Shw	WPS	WPS %
Rene Goulet	17	0	0%	2	6	8	47%
Kelly Hoerd	15	0	0%	2	1	3	20%
Harold Haining	15	0	0%	2	4	6	40%
Clayton Braybrook	15	0	0%	0	3	3	20%
Ryan Grundy	14	0	0%	0	3	3	21%
Richard Remillard	13	0	0%	0	1	1	8%
Richard Schneider	12	0	0%	0	0	0	0%
Philip Giesbrecht	11	0	0%	1	1	2	18%
Kelly Ducharme	10	0	0%	0	0	0	0%
Catherine Reid	10	0	0%	0	4	4	40%



# Harness Racing Update - Who's Hot & Who's Not

Last 10 race cards | Stats as of 2020-11-03 | Sorted by win percentage



## CHARLOTTETOWN - WHO'S HOT & WHO'S NOT

### Who's Hot - Charlottetown

Drivers (min. 10 starts)	Starts	Win	Win %	Plc	Shw	WPS	WPS %
Mary Macdonald	20	5	25%	3	4	12	60%
Gilles Barrieau	85	20	24%	13	11	44	52%
Marc Campbell	111	26	23%	25	17	68	61%
Adam Merner	82	15	18%	12	9	36	44%
David Dowling	64	11	17%	13	7	31	48%
Brodie Mac Phee	60	9	15%	7	6	22	37%
Steven Shepherd	16	2	13%	3	0	5	31%
Ken Murphy	60	7	12%	5	10	22	37%
Kenneth Arsenaault	62	7	11%	6	14	27	44%
Corey Macpherson	70	6	9%	10	12	28	40%

### Who's Hot - Charlottetown

Trainers (min. 5 starts)	Starts	Win	Win %	Plc	Shw	WPS	WPS %
Paul Morrison	5	2	40%	0	1	3	60%
Daniel Romo	5	2	40%	1	0	3	60%
Wade Myers	5	2	40%	0	0	2	40%
Wendy Macrae	5	2	40%	0	2	4	80%
Trevor Hicken	17	6	35%	1	3	10	59%
Marc Campbell	60	16	27%	12	9	37	62%
Mary Macdonald	19	5	26%	3	4	12	63%
Tom Weatherbie	20	5	25%	4	1	10	50%
Earl Watts	16	4	25%	1	3	8	50%
Ronald Matheson	23	5	22%	3	2	10	43%

### Who's Not - Charlottetown

Drivers (min. 10 starts)	Starts	Win	Win %	Plc	Shw	WPS	WPS %
Mark Bradley	11	0	0%	2	0	2	18%
Gordon Hennessey	11	0	0%	1	1	2	18%
Myles Heffernan	34	1	3%	2	5	8	24%
Jason Hughes	85	6	7%	7	13	26	31%
Dale Spence	15	1	7%	1	3	5	33%
Corey Macpherson	70	6	9%	10	12	28	40%
Kenneth Arsenaault	62	7	11%	6	14	27	44%
Ken Murphy	60	7	12%	5	10	22	37%
Steven Shepherd	16	2	13%	3	0	5	31%
Brodie Mac Phee	60	9	15%	7	6	22	37%

### Who's Not - Charlottetown

Trainers (min. 5 starts)	Starts	Win	Win %	Plc	Shw	WPS	WPS %
Allan Smith	20	0	0%	2	2	4	20%
Jennifer Doyle	17	0	0%	6	2	8	47%
Joseph Macdonald	16	0	0%	2	3	5	31%
Raymond White	9	0	0%	2	3	5	56%
Jay Noye	9	0	0%	1	2	3	33%
Donald Mac Neill	8	0	0%	3	0	3	38%
James Ripley	8	0	0%	1	3	4	50%
S Ford	6	0	0%	1	0	1	17%
Gordon Hennessey	6	0	0%	1	0	1	17%
Michael Gallant	5	0	0%	0	3	3	60%



## DAYTON - WHO'S HOT & WHO'S NOT

### Who's Hot - Dayton

Drivers (min. 10 starts)	Starts	Win	Win %	Plc	Shw	WPS	WPS %
Daniel Noble	53	13	25%	6	5	24	45%
Jason Brewer	53	10	19%	6	7	23	43%
Joshua Sutton	136	20	15%	16	14	50	37%
Tyler Smith	85	13	15%	8	5	26	31%
Jeffrey Nisonger	14	2	14%	1	4	7	50%
Jeremy Smith	156	21	13%	16	15	52	33%
Brady Galliers	33	4	12%	6	2	12	36%
Brett Miller	114	13	11%	16	12	41	36%
Chris Presley	78	8	10%	10	3	21	27%
Taylor Lough	20	2	10%	2	1	5	25%

### Who's Hot - Dayton

Trainers (min. 5 starts)	Starts	Win	Win %	Plc	Shw	WPS	WPS %
J Perrin	16	6	38%	2	0	8	50%
Jeffrey Brewer	20	6	30%	1	1	8	40%
Thomas Blankenship	7	2	29%	1	1	4	57%
Ross Leonard	7	2	29%	0	0	2	29%
Timothy Lane	7	2	29%	0	0	2	29%
Peter Redder	23	6	26%	1	5	12	52%
Adam Short	12	3	25%	2	0	5	42%
Mervin Chupp	8	2	25%	1	2	5	63%
Christopher Short	8	2	25%	0	2	4	50%
Michael Hitchcock	21	5	24%	3	5	13	62%

### Who's Not - Dayton

Drivers (min. 10 starts)	Starts	Win	Win %	Plc	Shw	WPS	WPS %
Kyle Ater	18	0	0%	0	2	2	11%
Jason Beattie	18	0	0%	1	2	3	17%
Pierce Henry	10	0	0%	0	0	0	0%
Shawn Barker II	95	3	3%	8	11	22	23%
Kayne Kauffman	116	5	4%	9	12	26	22%
Cameron McCown	85	3	4%	12	9	24	28%
Austin Hanners	45	2	4%	1	4	7	16%
Trevor Smith	106	9	8%	13	11	33	31%
Patrick Melloy Jr	12	1	8%	1	2	4	33%
Chris Page	67	6	9%	4	10	20	30%

### Who's Not - Dayton

Trainers (min. 5 starts)	Starts	Win	Win %	Plc	Shw	WPS	WPS %
Michael Medors	19	0	0%	3	1	4	21%
Philippe Belanger	17	0	0%	0	3	3	18%
Patricia Brewer	16	0	0%	4	3	7	44%
Justin Hall	16	0	0%	1	3	4	25%
Michael Arnold	16	0	0%	2	0	2	13%
Roy Murphy Jr	15	0	0%	1	1	2	13%
K Glispie	12	0	0%	1	0	1	8%
Dustin Arledge	12	0	0%	2	1	3	25%
Perry Smith	10	0	0%	0	1	1	10%
Robert Zink	10	0	0%	2	3	5	50%

# Harness Racing Update - Who's Hot & Who's Not

Last 10 race cards | Stats as of 2020-11-03 | Sorted by win percentage



## FLAMBORO - WHO'S HOT & WHO'S NOT

### Who's Hot - Flamboro

Drivers (min. 10 starts)	Starts	Win	Win %	Plc	Shw	WPS	WPS %
Drew Neill	10	3	30%	0	0	3	30%
Austin Sorrie	44	11	25%	3	4	18	41%
Jonathan Drury	10	2	20%	3	1	6	60%
Brett Macdonald	100	17	17%	10	10	37	37%
Anthony Haughan	40	6	15%	2	8	16	40%
Ed Hensley	14	2	14%	1	3	6	43%
Scott Coulter	82	11	13%	8	5	24	29%
Bruce Richardson	17	2	12%	1	4	7	41%
Travis Cullen	80	8	10%	8	12	28	35%
Robert Shepherd	41	4	10%	1	2	7	17%

### Who's Hot - Flamboro

Trainers (min. 5 starts)	Starts	Win	Win %	Plc	Shw	WPS	WPS %
Wayne Mac Lean	8	4	50%	0	1	5	63%
Lacaille Duval	5	2	40%	1	0	3	60%
Jean Plante	8	3	38%	1	0	4	50%
Stephane Larocque	9	3	33%	1	1	5	56%
Clifford McGuire	6	2	33%	0	1	3	50%
Mark McCormack	6	2	33%	0	0	2	33%
Tyler Nostadt	12	3	25%	1	0	4	33%
Ashleigh Hensley	8	2	25%	1	1	4	50%
Melissa Lamoureux	8	2	25%	0	1	3	38%
Luc Blais	9	2	22%	0	3	5	56%

### Who's Not - Flamboro

Drivers (min. 10 starts)	Starts	Win	Win %	Plc	Shw	WPS	WPS %
Daryl Thiessen	30	0	0%	0	2	2	7%
Preston Shaw	12	0	0%	1	1	2	17%
Stephen Byron	10	0	0%	2	2	4	40%
Paul Mackenzie	73	3	4%	9	6	18	25%
J Bradley Harris	37	2	5%	4	1	7	19%
Tyler Moore	45	3	7%	2	6	11	24%
Nicholas Boyd	42	3	7%	4	5	12	29%
Travis Henry	84	7	8%	12	2	21	25%
Ryan Desroche	24	2	8%	0	2	4	17%
Jason Ryan	79	7	9%	9	15	31	39%

### Who's Not - Flamboro

Trainers (min. 5 starts)	Starts	Win	Win %	Plc	Shw	WPS	WPS %
Patrick Shepherd	15	0	0%	1	1	2	13%
David Daigneault	14	0	0%	3	2	5	36%
Robert Fellows	10	0	0%	3	0	3	30%
Patrick Rouleau	9	0	0%	1	4	5	56%
Bud Sinclair	8	0	0%	0	3	3	38%
Paul Mackenzie	8	0	0%	0	1	1	13%
David Obrien	8	0	0%	0	0	0	0%
Dolores Basilone	8	0	0%	0	0	0	0%
Anita Ouellette	8	0	0%	0	0	0	0%
Blake Macintosh	7	0	0%	2	1	3	43%



## FRASER DOWNS - WHO'S HOT & WHO'S NOT

### Who's Hot - Fraser Downs

Drivers (min. 10 starts)	Starts	Win	Win %	Plc	Shw	WPS	WPS %
Serge Masse	10	4	40%	2	1	7	70%
Brandon Campbell	112	32	29%	29	16	77	69%
Rod Therres	39	10	26%	6	6	22	56%
Scott Knight	94	17	18%	19	13	49	52%
Allan Molloy	44	8	18%	5	4	17	39%
Kelly Hoerd	74	12	16%	14	7	33	45%
David Hudon	67	6	9%	4	5	15	22%
Anthony Kerwood	85	7	8%	11	12	30	35%
John Chappell	33	2	6%	3	4	9	27%
John Abbott	56	2	4%	4	7	13	23%

### Who's Hot - Fraser Downs

Trainers (min. 5 starts)	Starts	Win	Win %	Plc	Shw	WPS	WPS %
Constance Kolthammer	7	3	43%	2	1	6	86%
Kyle Chadwick	5	2	40%	1	0	3	60%
J Campbell	18	6	33%	4	3	13	72%
Kelly Hoerd	72	22	31%	13	7	42	58%
Jim Marino	94	25	27%	23	12	60	64%
Rod Therres	26	7	27%	4	7	18	69%
David Mckellar	5	1	20%	1	0	2	40%
Darren Poloway	5	1	20%	0	0	1	20%
Paul Tolmazoff	11	2	18%	1	0	3	27%
Erik Neyhart	12	2	17%	2	3	7	58%

### Who's Not - Fraser Downs

Drivers (min. 10 starts)	Starts	Win	Win %	Plc	Shw	WPS	WPS %
John Vukelich	49	0	0%	2	6	8	16%
Glenn White	21	0	0%	3	2	5	24%
Garry Schedlosky	19	0	0%	1	1	2	11%
Blaine Chappell	67	2	3%	0	6	8	12%
Dennis Johnston	35	1	3%	3	10	14	40%
Robert Scannage	29	1	3%	0	3	4	14%
John Abbott	56	2	4%	4	7	13	23%
Travis Tracey	26	1	4%	0	3	4	15%
John Chappell	33	2	6%	3	4	9	27%
Anthony Kerwood	85	7	8%	11	12	30	35%

### Who's Not - Fraser Downs

Trainers (min. 5 starts)	Starts	Win	Win %	Plc	Shw	WPS	WPS %
Gordon Abbott	29	0	0%	1	3	4	14%
Garry Schedlosky	20	0	0%	2	2	4	20%
Rick White	14	0	0%	3	1	4	29%
James Burke	11	0	0%	1	2	3	27%
David Bilyk	11	0	0%	1	1	2	18%
Glenn White	10	0	0%	0	1	1	10%
Jennifer Sifert	9	0	0%	0	1	1	11%
Sandra Roberts	8	0	0%	0	1	1	13%
C Hill	7	0	0%	0	2	2	29%
J Sonier	6	0	0%	0	0	0	0%



# Harness Racing Update - Who's Hot & Who's Not

Last 10 race cards | Stats as of 2020-11-03 | Sorted by win percentage

## FREEHOLD - WHO'S HOT & WHO'S NOT

### Who's Hot - Freehold

Drivers (min. 10 starts)	Starts	Win	Win %	Plc	Shw	WPS	WPS %
George Brennan	17	5	29%	2	0	7	41%
Ray Baynes	11	3	27%	0	1	4	36%
Austin Siegelman	93	21	23%	12	15	48	52%
Daniel Dube	39	9	23%	7	5	21	54%
James Marohn Jr	30	6	20%	3	6	15	50%
Troy Beyer	20	4	20%	5	1	10	50%
Vincent Ginsburg	91	17	19%	17	17	51	56%
Patrick Lachance	12	2	17%	0	3	5	42%
Jason Bartlett	14	2	14%	1	4	7	50%
Stephen Smith	77	9	12%	9	9	27	35%

### Who's Hot - Freehold

Trainers (min. 5 starts)	Starts	Win	Win %	Plc	Shw	WPS	WPS %
Kenneth Tisa	5	3	60%	0	0	3	60%
Mike Terpolilli	12	5	42%	0	3	8	67%
William Height	9	3	33%	2	1	6	67%
William Mackenzie	19	6	32%	4	2	12	63%
Donald Maiorano	10	3	30%	1	0	4	40%
Newton Sheridan	7	2	29%	0	0	2	29%
David Wiskow	7	2	29%	2	0	4	57%
Ray Baynes	11	3	27%	0	1	4	36%
Thomas Lail	11	3	27%	2	1	6	55%
Scott Di Domenico	12	3	25%	3	2	8	67%

### Who's Not - Freehold

Drivers (min. 10 starts)	Starts	Win	Win %	Plc	Shw	WPS	WPS %
Tyler Miller	36	0	0%	7	4	11	31%
Richard Bilach	13	0	0%	1	1	2	15%
Mitchell Cushing	40	2	5%	6	6	14	35%
Joe Hanney	37	2	5%	1	3	6	16%
Marcus Miller	18	1	6%	5	1	7	39%
Eric Abbatiello	90	8	9%	12	12	32	36%
Stephen Smith	77	9	12%	9	9	27	35%
James Marshall Iii	77	9	12%	14	10	33	43%
Jason Bartlett	14	2	14%	1	4	7	50%
Patrick Lachance	12	2	17%	0	3	5	42%

### Who's Not - Freehold

Trainers (min. 5 starts)	Starts	Win	Win %	Plc	Shw	WPS	WPS %
Laurie Molnar	16	0	0%	1	1	2	13%
Alfredo Collazo	14	0	0%	0	0	0	0%
Ann Depietro	11	0	0%	1	1	2	18%
Julie Miller	11	0	0%	3	2	5	45%
Don Niccum	10	0	0%	1	2	3	30%
Karen Garland	9	0	0%	2	1	3	33%
Allie Reynolds	9	0	0%	2	1	3	33%
Juan Cano	9	0	0%	2	2	4	44%
Bruce Lauer	8	0	0%	4	0	4	50%
Mathew Aubin	8	0	0%	0	0	0	0%

## HIPPODROME 3R - WHO'S HOT & WHO'S NOT

### Who's Hot - Hippodrome 3R

Drivers (min. 10 starts)	Starts	Win	Win %	Plc	Shw	WPS	WPS %
Louis-Philippe Roy	21	7	33%	4	1	12	57%
Marie Auger	11	3	27%	0	0	3	27%
Francis Picard	54	13	24%	9	7	29	54%
Stephane Brosseau	77	17	22%	14	12	43	56%
Stephane Gendron	60	10	17%	5	8	23	38%
Samuel Fillion	62	9	15%	12	8	29	47%
Denis Audet	14	2	14%	2	1	5	36%
David Pilon	40	5	13%	5	4	14	35%
Pascal Berube	69	8	12%	11	15	34	49%
William Roy	17	2	12%	1	2	5	29%

### Who's Hot - Hippodrome 3R

Trainers (min. 5 starts)	Starts	Win	Win %	Plc	Shw	WPS	WPS %
Yves Tessier	5	3	60%	1	0	4	80%
Alain Martin	8	4	50%	1	1	6	75%
Marc Lemay	10	4	40%	1	3	8	80%
Denitza Petrova	8	3	38%	2	0	5	63%
Yannick Martel	17	6	35%	2	0	8	47%
Francis Richard	39	13	33%	4	5	22	56%
Guy Roy	6	2	33%	0	1	3	50%
Andre Perreault	7	2	29%	1	2	5	71%
Serge Houde	12	3	25%	0	2	5	42%
Gilles Boucher	8	2	25%	0	2	4	50%

### Who's Not - Hippodrome 3R

Drivers (min. 10 starts)	Starts	Win	Win %	Plc	Shw	WPS	WPS %
Simon Delisle	26	0	0%	3	0	3	12%
Sylvain Fontaine	15	0	0%	1	1	2	13%
Joel Gagnon	12	0	0%	0	1	1	8%
Michel Audet	11	0	0%	0	1	1	9%
Claude Beausoleil	10	0	0%	4	2	6	60%
Sylvain Lacaille	29	2	7%	5	7	14	48%
Carol Voyer	29	2	7%	8	4	14	48%
Dany Mainguy	15	1	7%	0	1	2	13%
Jimmy Gagnon	15	1	7%	0	3	4	27%
Daniel Laflamme	12	1	8%	0	1	2	17%

### Who's Not - Hippodrome 3R

Trainers (min. 5 starts)	Starts	Win	Win %	Plc	Shw	WPS	WPS %
Sylvain Fontaine	15	0	0%	1	1	2	13%
Steve Methot	13	0	0%	1	0	1	8%
Normand Beaudoin	12	0	0%	3	2	5	42%
Jean Lord	12	0	0%	2	1	3	25%
Kevin Montmarquette	12	0	0%	2	0	2	17%
Germain Chabot	11	0	0%	0	0	0	0%
Pierre Piedalue	11	0	0%	2	2	4	36%
Andre Champagne	11	0	0%	0	1	1	9%
Joel Gagnon	11	0	0%	0	1	1	9%
Claude Beausoleil	10	0	0%	4	2	6	60%

# Harness Racing Update - Who's Hot & Who's Not

Last 10 race cards | Stats as of 2020-11-03 | Sorted by win percentage

## HARRAH'S HOOSIER PARK - WHO'S HOT & WHO'S NOT

### Who's Hot - Harrah's Hoosier Park

Drivers (min. 10 starts)	Starts	Win	Win %	Plc	Shw	WPS	WPS %
Dexter Dunn	44	17	39%	6	4	27	61%
Alvin Miller	12	3	25%	1	0	4	33%
David Miller	40	9	23%	2	8	19	48%
Peter Wrenn	42	9	21%	7	7	23	55%
Yannick Gingras	45	7	16%	10	9	26	58%
Tim Tetrick	41	6	15%	10	5	21	51%
Brian Sears	20	3	15%	3	0	6	30%
Trace Tetrick	141	17	12%	15	9	41	29%
Richard Macomber Jr	26	3	12%	2	0	5	19%
Chris Page	17	2	12%	0	1	3	18%

### Who's Hot - Harrah's Hoosier Park

Trainers (min. 5 starts)	Starts	Win	Win %	Plc	Shw	WPS	WPS %
Richard Norman	9	3	33%	2	1	6	67%
Roger Welch	6	2	33%	0	2	4	67%
Nancy Takter	35	11	31%	8	2	21	60%
Keith Roth	7	2	29%	1	1	4	57%
James Campbell	11	3	27%	1	1	5	45%
Ervin Miller	16	4	25%	0	2	6	38%
Robert Reeser	8	2	25%	0	2	4	50%
Richard Plano	8	2	25%	1	1	4	50%
Marcus Melander	17	4	24%	2	1	7	41%
Christopher Ryder	9	2	22%	1	2	5	56%

### Who's Not - Harrah's Hoosier Park

Drivers (min. 10 starts)	Starts	Win	Win %	Plc	Shw	WPS	WPS %
Jordan Ross	28	0	0%	0	2	2	7%
Gerald Miller	22	0	0%	2	1	3	14%
Bradley Ferguson	21	0	0%	1	2	3	14%
Andrew Mccarthy	20	0	0%	0	2	2	10%
Alexander Udell	20	0	0%	0	0	0	0%
Casey Leonard	17	0	0%	2	1	3	18%
Matthew Krueger	17	0	0%	0	1	1	6%
Douglas Rideout	15	0	0%	1	1	2	13%
Jared Finn	15	0	0%	1	2	3	20%
Joseph Bongiorno	14	0	0%	1	1	2	14%

### Who's Not - Harrah's Hoosier Park

Trainers (min. 5 starts)	Starts	Win	Win %	Plc	Shw	WPS	WPS %
Donald Eash	35	0	0%	3	3	6	17%
Tony Alagna	23	0	0%	0	2	2	9%
Ake Svanstedt	20	0	0%	3	4	7	35%
Jack Myers	19	0	0%	0	0	0	0%
Joseph Seekman	17	0	0%	4	0	4	24%
Douglas Rideout	15	0	0%	2	1	3	20%
Mike Hollenback	14	0	0%	1	1	2	14%
Michelle Finn	14	0	0%	0	1	1	7%
Christopher Beaver	13	0	0%	1	2	3	23%
Robert Wagler	11	0	0%	0	2	2	18%

## MEADOWLANDS - WHO'S HOT & WHO'S NOT

### Who's Hot - The Meadowlands

Drivers (min. 10 starts)	Starts	Win	Win %	Plc	Shw	WPS	WPS %
Jason Bartlett	12	3	25%	2	1	6	50%
Simon Allard	102	19	19%	15	22	56	55%
Corey Callahan	66	12	18%	4	7	23	35%
Todd Mccarthy	60	11	18%	4	3	18	30%
Dexter Dunn	22	4	18%	4	3	11	50%
Gregory Merton	17	3	18%	2	2	7	41%
George Napolitano Jr	95	16	17%	18	11	45	47%
Leon Bailey	13	2	15%	0	1	3	23%
Victor Kirby	59	7	12%	13	5	25	42%
Marcus Miller	101	10	10%	13	14	37	37%

### Who's Hot - The Meadowlands

Trainers (min. 5 starts)	Starts	Win	Win %	Plc	Shw	WPS	WPS %
Gregory Merton	5	2	40%	1	0	3	60%
Bruce Saunders	16	6	38%	1	1	8	50%
Israel Estrada	8	3	38%	1	0	4	50%
Vincent Stallworth	8	3	38%	0	1	4	50%
Robert Cleary	6	2	33%	1	0	3	50%
Katricia Adams	25	8	32%	2	1	11	44%
Noel Daley	7	2	29%	0	0	2	29%
Mark Harder	8	2	25%	1	0	3	38%
John Wyatt	8	2	25%	1	0	3	38%
Daniel Gill	8	2	25%	0	0	2	25%

### Who's Not - The Meadowlands

Drivers (min. 10 starts)	Starts	Win	Win %	Plc	Shw	WPS	WPS %
Michael Simons	17	0	0%	0	3	3	18%
Scott Zeron	14	0	0%	5	1	6	43%
Vincent Ginsburg	69	1	1%	4	7	12	17%
Eric Abbatiello	44	1	2%	2	7	10	23%
Anthony Napolitano	41	1	2%	7	3	11	27%
Mitchell Cushing	49	2	4%	6	4	12	24%
Stephen Smith	46	2	4%	0	4	6	13%
Mark Macdonald	38	2	5%	3	5	10	26%
Andrew Mccarthy	19	1	5%	2	2	5	26%
Patrick Berry	44	3	7%	5	8	16	36%

### Who's Not - The Meadowlands

Trainers (min. 5 starts)	Starts	Win	Win %	Plc	Shw	WPS	WPS %
Paul Fusco	27	0	0%	2	2	4	15%
Ervin Miller	19	0	0%	5	1	6	32%
Kelvin Harrison	17	0	0%	4	4	8	47%
John Mungillo	17	0	0%	0	4	4	24%
Linda Toscano	12	0	0%	3	3	6	50%
Michael Annunziata	12	0	0%	0	3	3	25%
Michael Posner	11	0	0%	1	2	3	27%
Richard Johnson	10	0	0%	2	2	4	40%
Nancy Takter	10	0	0%	1	0	1	10%
Edwin Quevedo	10	0	0%	3	0	3	30%



# Harness Racing Update - Who's Hot & Who's Not

Last 10 race cards | Stats as of 2020-11-03 | Sorted by win percentage



## THE MEADOWS - WHO'S HOT & WHO'S NOT

### Who's Hot - The Meadows

Drivers (min. 10 starts)	Starts	Win	Win %	Plc	Shw	WPS	WPS %
Mike Wilder	105	22	21%	16	16	54	51%
Anthony Macdonald	25	4	16%	2	1	7	28%
David Palone	124	19	15%	14	16	49	40%
Aaron Merriman	123	16	13%	16	11	43	35%
Brady Brown	122	15	12%	11	10	36	30%
Tony Hall	134	15	11%	13	14	42	31%
Dan Rawlings	130	10	8%	14	12	36	28%
Daniel Charlino	38	3	8%	3	1	7	18%
Wilbur Yoder	30	2	7%	1	2	5	17%
James Pantaleano	124	8	6%	11	13	32	26%

### Who's Hot - The Meadows

Trainers (min. 5 starts)	Starts	Win	Win %	Plc	Shw	WPS	WPS %
Greg Wright Jr	5	3	60%	0	0	3	60%
Paul Corey	28	14	50%	1	1	16	57%
Jason Robinson	19	8	42%	1	2	11	58%
Miles Wollam	5	2	40%	1	0	3	60%
Bill Rhoades	13	4	31%	2	1	7	54%
Scott Betts	31	7	23%	5	3	15	48%
Michael Hitchcock	9	2	22%	1	1	4	44%
Ronald Burke	81	17	21%	11	6	34	42%
Carl Coccolone	14	3	21%	0	1	4	29%
Tyler Stillings	25	5	20%	2	4	11	44%

### Who's Not - The Meadows

Drivers (min. 10 starts)	Starts	Win	Win %	Plc	Shw	WPS	WPS %
Brian Zendt	53	0	0%	3	8	11	21%
Jeremy Indof	36	0	0%	1	3	4	11%
Shawn Johnston	12	0	0%	1	2	3	25%
Raymond Paver	10	0	0%	1	2	3	30%
Christopher Shaw	125	6	5%	11	7	24	19%
Ridge Warren	81	4	5%	6	3	13	16%
Bryce Brocklehurst	21	1	5%	0	3	4	19%
James Pantaleano	124	8	6%	11	13	32	26%
Wilbur Yoder	30	2	7%	1	2	5	17%
Dan Rawlings	130	10	8%	14	12	36	28%

### Who's Not - The Meadows

Trainers (min. 5 starts)	Starts	Win	Win %	Plc	Shw	WPS	WPS %
Kevin Johnson	22	0	0%	2	4	6	27%
Kris Hite	20	0	0%	1	0	1	5%
Jack Smith	19	0	0%	4	4	8	42%
John Sullivan	19	0	0%	2	4	6	32%
Robert Barnard	17	0	0%	0	0	0	0%
Scot Davidson	16	0	0%	0	3	3	19%
Ashley Brown	16	0	0%	1	0	1	6%
Randall Bendis	14	0	0%	1	1	2	14%
Christen Pantaleano	14	0	0%	1	0	1	7%
Neil Balcerak	14	0	0%	3	3	6	43%



## MOHAWK PARK - WHO'S HOT & WHO'S NOT

### Who's Hot - Mohawk Park

Drivers (min. 10 starts)	Starts	Win	Win %	Plc	Shw	WPS	WPS %
Ed Hensley	14	4	29%	1	2	7	50%
Paul Macdonell	14	3	21%	1	2	6	43%
Sylvain Filion	105	20	19%	11	12	43	41%
Trevor Henry	97	16	16%	16	12	44	45%
Douglas Mcnair	104	15	14%	10	12	37	36%
Jody Jamieson	86	11	13%	9	8	28	33%
James Macdonald	104	11	11%	10	12	33	32%
Louis-Philippe Roy	86	9	10%	16	10	35	41%
Jonathan Drury	79	8	10%	6	10	24	30%
Richard Zeron	15	1	7%	1	1	3	20%

### Who's Hot - Mohawk Park

Trainers (min. 5 starts)	Starts	Win	Win %	Plc	Shw	WPS	WPS %
Ashleigh Hensley	10	4	40%	1	2	7	70%
John Darling	5	2	40%	1	1	4	80%
Michiel Vanderkemp	5	2	40%	1	0	3	60%
Stephen Bossence	5	2	40%	1	0	3	60%
Ronald Macdonald	8	3	38%	0	1	4	50%
Robert McIntosh	14	5	36%	3	1	9	64%
Chantal Mitchell	9	3	33%	0	1	4	44%
Jeffrey Gillis	8	2	25%	0	2	4	50%
Shayne Barrington	9	2	22%	2	1	5	56%
Benoit Baillargeon	34	7	21%	5	2	14	41%

### Who's Not - Mohawk Park

Drivers (min. 10 starts)	Starts	Win	Win %	Plc	Shw	WPS	WPS %
Robert Shepherd	30	0	0%	3	1	4	13%
Scott Coulter	11	0	0%	0	2	2	18%
Aaron Byron	10	0	0%	0	0	0	0%
Scott Young	50	1	2%	4	6	11	22%
Bob McClure	43	1	2%	8	4	13	30%
J Harris	31	1	3%	3	2	6	19%
Michael Saftic	25	1	4%	0	3	4	16%
Phillippe Hudon	40	2	5%	1	2	5	13%
Chris Christoforou	53	3	6%	5	3	11	21%
Travis Cullen	34	2	6%	3	6	11	32%

### Who's Not - Mohawk Park

Trainers (min. 5 starts)	Starts	Win	Win %	Plc	Shw	WPS	WPS %
Herbert Holland	19	0	0%	2	0	2	11%
John Bax	10	0	0%	1	0	1	10%
Stephen Charlton	9	0	0%	0	2	2	22%
Mitchell Tierney	9	0	0%	2	1	3	33%
Patrick Shepherd	9	0	0%	0	0	0	0%
Robert Fellows	9	0	0%	0	1	1	11%
Teesha Symes	9	0	0%	1	0	1	11%
Robert Fellows	8	0	0%	0	0	0	0%
Julie Walker	8	0	0%	1	0	1	13%
Victor Puddy	8	0	0%	0	1	1	13%

# Harness Racing Update - Who's Hot & Who's Not

Last 10 race cards | Stats as of 2020-11-03 | Sorted by win percentage

## MONTICELLO - WHO'S HOT & WHO'S NOT

### Who's Hot - Monticello

Drivers (min. 10 starts)	Starts	Win	Win %	Plc	Shw	WPS	WPS %
Michael Merton	78	19	24%	12	9	40	51%
Jim Taggart Jr	74	15	20%	13	7	35	47%
McGwire Sowers	93	15	16%	9	13	37	40%
Gregory Merton	49	8	16%	7	5	20	41%
Bruce Aldrich Jr	95	11	12%	15	8	34	36%
James Devaux	38	4	11%	5	5	14	37%
Cory Stratton	61	6	10%	6	7	19	31%
Brandon Parker	77	7	9%	6	8	21	27%
Leon Bailey	66	3	5%	4	8	15	23%
Kyle Dibenedetto	58	1	2%	3	8	12	21%

### Who's Hot - Monticello

Trainers (min. 5 starts)	Starts	Win	Win %	Plc	Shw	WPS	WPS %
Thomas Merton	12	4	33%	2	2	8	67%
Keith Haase	6	2	33%	1	0	3	50%
Christopher Petrelli	13	4	31%	4	1	9	69%
Robert Lounsbury	10	3	30%	1	1	5	50%
Thomas Milici	14	4	29%	3	0	7	50%
Robert Harmon	12	3	25%	2	1	6	50%
Chris Mccracken	8	2	25%	0	1	3	38%
Andrew Adamczyk	8	2	25%	0	0	2	25%
Gary Messenger	36	8	22%	6	5	19	53%
Vernon James	5	1	20%	0	0	1	20%

### Who's Not - Monticello

Drivers (min. 10 starts)	Starts	Win	Win %	Plc	Shw	WPS	WPS %
John De Simone Jr	33	0	0%	3	4	7	21%
Shane Taggart	26	0	0%	2	1	3	12%
Christopher Doherty	13	0	0%	3	1	4	31%
Kyle Dibenedetto	58	1	2%	3	8	12	21%
Leon Bailey	66	3	5%	4	8	15	23%
Brandon Parker	77	7	9%	6	8	21	27%
Cory Stratton	61	6	10%	6	7	19	31%
James Devaux	38	4	11%	5	5	14	37%
Bruce Aldrich Jr	95	11	12%	15	8	34	36%
McGwire Sowers	93	15	16%	9	13	37	40%

### Who's Not - Monticello

Trainers (min. 5 starts)	Starts	Win	Win %	Plc	Shw	WPS	WPS %
James Doherty Jr	30	0	0%	5	4	9	30%
Anthony Regina	21	0	0%	2	3	5	24%
Murray Bassen	20	0	0%	2	1	3	15%
Richard Campolongo	15	0	0%	2	1	3	20%
Bruce Aldrich	15	0	0%	0	1	1	7%
Veronica Merton	12	0	0%	1	0	1	8%
Shane Taggart	11	0	0%	1	1	2	18%
John Stubits	11	0	0%	2	3	5	45%
Sean Campbell	9	0	0%	0	2	2	22%
Joseph Moeykens	9	0	0%	2	0	2	22%

## NORTHFIELD PARK - WHO'S HOT & WHO'S NOT

### Who's Hot - Northfield Park

Drivers (min. 10 starts)	Starts	Win	Win %	Plc	Shw	WPS	WPS %
Ronnie Wrenn Jr	133	34	26%	20	16	70	53%
Aaron Merriman	161	32	20%	24	18	74	46%
Ryan Stahl	130	18	14%	17	17	52	40%
Tony Hall	23	3	13%	3	1	7	30%
Christopher Lems	147	14	10%	12	13	39	27%
Greg Grismore	112	11	10%	8	8	27	24%
Keith Kash Jr	51	5	10%	7	13	25	49%
Samuel Schillaci	11	1	9%	4	1	6	55%
Kurt Sugg	165	11	7%	22	20	53	32%
Jason Thompson	86	6	7%	9	5	20	23%

### Who's Hot - Northfield Park

Trainers (min. 5 starts)	Starts	Win	Win %	Plc	Shw	WPS	WPS %
Pamela Young	5	3	60%	0	0	3	60%
Joseph Cirusuola	10	5	50%	1	0	6	60%
William Bercury	6	3	50%	0	1	4	67%
Andy Rickert	19	7	37%	0	1	8	42%
Patrick Sweeney	6	2	33%	1	0	3	50%
Christopher Short	20	6	30%	2	4	12	60%
Bill Rhoades	36	10	28%	8	3	21	58%
Ronald Burke	30	8	27%	6	4	18	60%
Scott Betts	8	2	25%	1	1	4	50%
C Loney	55	12	22%	5	4	21	38%

### Who's Not - Northfield Park

Drivers (min. 10 starts)	Starts	Win	Win %	Plc	Shw	WPS	WPS %
Nick Clegg	44	0	0%	4	4	8	18%
Justin Irvine	23	0	0%	0	1	1	4%
Hunter Myers	131	4	3%	7	13	24	18%
Luke Ebersole	73	2	3%	5	6	13	18%
Thomas Tharps Jr	26	1	4%	1	2	4	15%
Donald Irvine Jr	25	1	4%	1	2	4	16%
Patrick Beeler	22	1	5%	1	2	4	18%
Kurt Sugg	165	11	7%	22	20	53	32%
Jason Thompson	86	6	7%	9	5	20	23%
Robin Miller	27	2	7%	2	2	6	22%

### Who's Not - Northfield Park

Trainers (min. 5 starts)	Starts	Win	Win %	Plc	Shw	WPS	WPS %
Betty Clegg	30	0	0%	4	2	6	20%
Tricia Shepard	21	0	0%	0	3	3	14%
Christopher Allen	17	0	0%	1	6	7	41%
B Umholtz	17	0	0%	2	1	3	18%
Rosy Weaver	13	0	0%	2	0	2	15%
Calvin Hollar	12	0	0%	1	3	4	33%
Steven Harris	12	0	0%	0	1	1	8%
Steven Weiss	11	0	0%	1	2	3	27%
Dean Santantonio	10	0	0%	1	0	1	10%
Thomas O'donnell	10	0	0%	2	1	3	30%



# Harness Racing Update - Who's Hot & Who's Not

Last 10 race cards | Stats as of 2020-11-03 | Sorted by win percentage

## HARRAH'S PHILADELPHIA - WHO'S HOT & WHO'S NOT

### Who's Hot - Harrah's Philadelphia

Drivers (min. 10 starts)	Starts	Win	Win %	Plc	Shw	WPS	WPS %
Yannick Gingras	53	12	23%	5	9	26	49%
Dexter Dunn	39	8	21%	9	6	23	59%
Joseph Bongiorno	28	6	21%	6	2	14	50%
George Napolitano Jr	114	23	20%	13	6	42	37%
Scott Zeron	10	2	20%	2	1	5	50%
Andrew Mccarthy	52	10	19%	4	6	20	38%
David Miller	61	9	15%	13	5	27	44%
Todd Mccarthy	86	12	14%	9	4	25	29%
Patrick Lachance	21	3	14%	3	2	8	38%
Tim Tetrick	106	14	13%	16	20	50	47%

### Who's Hot - Harrah's Philadelphia

Trainers (min. 5 starts)	Starts	Win	Win %	Plc	Shw	WPS	WPS %
Roland Mallar	7	4	57%	0	1	5	71%
Joshua Parker	5	2	40%	0	1	3	60%
Jennifer Bongiorno	17	6	35%	4	2	12	71%
Tony Alagna	9	3	33%	1	0	4	44%
Andrew Harris	9	3	33%	1	0	4	44%
Per Engblom	9	3	33%	2	2	7	78%
Edwin Gannon Jr	6	2	33%	1	1	4	67%
Ake Svanstedt	6	2	33%	2	0	4	67%
Robert Cleary	6	2	33%	1	0	3	50%
Patrick Lachance	10	3	30%	2	1	6	60%

### Who's Not - Harrah's Philadelphia

Drivers (min. 10 starts)	Starts	Win	Win %	Plc	Shw	WPS	WPS %
Anthony Napolitano	14	0	0%	2	1	3	21%
Corey Callahan	67	1	1%	6	7	14	21%
Patrick Berry	62	2	3%	7	9	18	29%
Simon Allard	95	5	5%	10	16	31	33%
Vincent Ginsburg	21	1	5%	0	0	1	5%
Russell Foster	14	1	7%	1	2	4	29%
Anthony Morgan	92	7	8%	12	6	25	27%
Montrell Teague	39	3	8%	5	4	12	31%
Stephen Smith	12	1	8%	0	1	2	17%
Michael Cole	12	1	8%	1	2	4	33%

### Who's Not - Harrah's Philadelphia

Trainers (min. 5 starts)	Starts	Win	Win %	Plc	Shw	WPS	WPS %
Jenny Melander	14	0	0%	4	2	6	43%
Anthony DeFrancesco Iv	14	0	0%	0	2	2	14%
Mark Akins	13	0	0%	0	4	4	31%
John Butenschoen	11	0	0%	1	1	2	18%
James Dennis	11	0	0%	1	2	3	27%
Edward Sager	10	0	0%	0	0	0	0%
Steven Cook	10	0	0%	1	1	2	20%
Mahlon Martin	10	0	0%	0	0	0	0%
Kevin Mc Dermott	9	0	0%	0	3	3	33%
Frank Ingrassia	9	0	0%	0	0	0	0%

## PLAINRIDGE - WHO'S HOT & WHO'S NOT

### Who's Hot - Plainridge

Drivers (min. 10 starts)	Starts	Win	Win %	Plc	Shw	WPS	WPS %
Scott Zeron	18	7	39%	4	3	14	78%
Shawn Gray	77	17	22%	16	12	45	58%
Nicholas Graffam	67	12	18%	7	10	29	43%
Andrew Monti	81	14	17%	9	14	37	46%
Jay Randall	29	4	14%	1	2	7	24%
Bruce Ranger	85	11	13%	13	15	39	46%
Ronald Cushing	48	6	13%	5	4	15	31%
Mitchell Cushing	66	8	12%	11	11	30	45%
Matthew Athearn	49	6	12%	7	5	18	37%
Steven Wilson	11	1	9%	2	0	3	27%

### Who's Hot - Plainridge

Trainers (min. 5 starts)	Starts	Win	Win %	Plc	Shw	WPS	WPS %
Melissa Beckwith	23	12	52%	1	2	15	65%
George Ducharme	17	7	41%	4	5	16	94%
Alicia Gray	13	5	38%	2	2	9	69%
Scott Rollins	6	2	33%	1	0	3	50%
Kyle Spagnola	6	2	33%	2	1	5	83%
Roger Farrar II	6	2	33%	0	0	2	33%
Jimmy Nickerson	35	7	20%	7	7	21	60%
Michael Cushing	5	1	20%	0	0	1	20%
David Crochere	5	1	20%	0	1	2	40%
John Nason	5	1	20%	0	0	1	20%

### Who's Not - Plainridge

Drivers (min. 10 starts)	Starts	Win	Win %	Plc	Shw	WPS	WPS %
Winston Campbell	36	0	0%	2	3	5	14%
Joseph Di Stefano	14	0	0%	1	2	3	21%
Scott Renz	13	0	0%	1	1	2	15%
Patrick Curtin	11	0	0%	1	1	2	18%
Wallace Watson	26	1	4%	2	4	7	27%
Kevin Switzer Jr	72	4	6%	7	6	17	24%
Todd O'dea	17	1	6%	2	0	3	18%
James Hardy	43	3	7%	5	6	14	33%
Michael Stevenson	26	2	8%	4	2	8	31%
Steven Wilson	11	1	9%	2	0	3	27%

### Who's Not - Plainridge

Trainers (min. 5 starts)	Starts	Win	Win %	Plc	Shw	WPS	WPS %
Michael Eaton	15	0	0%	1	1	2	13%
Irwin Rosenthal	15	0	0%	1	2	3	20%
Michael Girouard	14	0	0%	1	5	6	43%
John Di Stefano	13	0	0%	1	2	3	23%
Scott Renz	12	0	0%	1	1	2	17%
Daniel Tuccillo Jr	12	0	0%	1	0	1	8%
Jamie Gerard	11	0	0%	2	1	3	27%
Ralph Andersen	9	0	0%	1	0	1	11%
Joseph Flynn	8	0	0%	2	0	2	25%
Barrie Farrar	7	0	0%	1	0	1	14%

# Harness Racing Update - Who's Hot & Who's Not

Last 10 race cards | Stats as of 2020-11-03 | Sorted by win percentage

## POCONO DOWNS - WHO'S HOT & WHO'S NOT

### Who's Hot - Pocono Downs

Drivers (min. 10 starts)	Starts	Win	Win %	Plc	Shw	WPS	WPS %
George Napolitano Jr	104	26	25%	20	10	56	54%
Anthony Napolitano	138	28	20%	25	16	69	50%
Tyler Buter	125	18	14%	13	18	49	39%
McGwire Sowers	14	2	14%	2	0	4	29%
Simon Allard	113	15	13%	19	18	52	46%
Matthew Kakaley	74	9	12%	9	9	27	36%
Fernand Paquet Jr	20	2	10%	1	1	4	20%
Larry Stalbaum	43	4	9%	3	8	15	35%
Patrick Lachance	13	1	8%	2	4	7	54%
Thomas Jackson	100	7	7%	8	6	21	21%

### Who's Hot - Pocono Downs

Trainers (min. 5 starts)	Starts	Win	Win %	Plc	Shw	WPS	WPS %
Marta Piotrow	11	6	55%	1	2	9	82%
Anette Lorentzon	5	2	40%	1	0	3	60%
Thomas Jackson	8	3	38%	2	1	6	75%
Antonia Storer	12	4	33%	2	0	6	50%
John Hallett	9	3	33%	1	2	6	67%
Eric Mollor	8	2	25%	1	3	6	75%
Todd Buter	17	4	24%	2	2	8	47%
Ronald Burke	56	12	21%	10	6	28	50%
Steven Brabrook	30	6	20%	2	5	13	43%
Randall Bendis	20	4	20%	5	3	12	60%

### Who's Not - Pocono Downs

Drivers (min. 10 starts)	Starts	Win	Win %	Plc	Shw	WPS	WPS %
William Carter	15	0	0%	0	0	0	0%
Hunter Oakes	49	1	2%	3	6	10	20%
Kevin Wallis	90	4	4%	12	11	27	30%
Jim Taggart Jr	49	2	4%	3	5	10	20%
Marcus Miller	99	5	5%	9	13	27	27%
Thomas Jackson	100	7	7%	8	6	21	21%
Michael Simons	67	5	7%	5	7	17	25%
John Kakaley	42	3	7%	1	2	6	14%
Patrick Lachance	13	1	8%	2	4	7	54%
Larry Stalbaum	43	4	9%	3	8	15	35%

### Who's Not - Pocono Downs

Trainers (min. 5 starts)	Starts	Win	Win %	Plc	Shw	WPS	WPS %
Michael Simons	18	0	0%	0	1	1	6%
Laurie Patistas	17	0	0%	0	0	0	0%
Joseph Skowyra	15	0	0%	1	1	2	13%
David Wisser	15	0	0%	2	2	4	27%
Austin Brubacker	11	0	0%	1	3	4	36%
James Mc Guire	9	0	0%	2	0	2	22%
Michael Palone	9	0	0%	3	0	3	33%
Eric Irving	9	0	0%	0	1	1	11%
Thomas Fanning	8	0	0%	1	0	1	13%
Jean Drolet	8	0	0%	0	3	3	38%

## SARATOGA - WHO'S HOT & WHO'S NOT

### Who's Hot - Saratoga

Drivers (min. 10 starts)	Starts	Win	Win %	Plc	Shw	WPS	WPS %
James Devaux	121	25	21%	11	10	46	38%
John Stark Jr	45	9	20%	3	5	17	38%
Billy Dobson	111	21	19%	11	12	44	40%
Larry Stalbaum	84	14	17%	8	11	33	39%
Mark Beckwith	83	13	16%	9	9	31	37%
Alek Chartrand	66	10	15%	5	9	24	36%
Brett Crawford	84	9	11%	13	9	31	37%
Jordan Derue	23	2	9%	4	1	7	30%
Mitchell Cushing	40	3	8%	5	1	9	23%
Chris Long	71	5	7%	9	6	20	28%

### Who's Hot - Saratoga

Trainers (min. 5 starts)	Starts	Win	Win %	Plc	Shw	WPS	WPS %
David Dewhurst	9	4	44%	1	0	5	56%
Jacqueline Cantine	5	2	40%	0	1	3	60%
David Euto	5	2	40%	0	1	3	60%
Dale Lawton	14	5	36%	1	1	7	50%
Monica Krist	20	7	35%	4	3	14	70%
Maureen Salino	9	3	33%	0	1	4	44%
John Stark Jr	24	6	25%	3	2	11	46%
Larry Stalbaum	29	7	24%	2	2	11	38%
Gary Levine	50	11	22%	5	9	25	50%
Alek Chartrand	14	3	21%	5	2	10	71%

### Who's Not - Saratoga

Drivers (min. 10 starts)	Starts	Win	Win %	Plc	Shw	WPS	WPS %
Mark Whitcroft	19	0	0%	2	5	7	37%
Steven Rybka	17	0	0%	2	5	7	41%
C Huckabone Jr	11	0	0%	0	1	1	9%
Daniel Cappello	37	1	3%	9	5	15	41%
Brian Cross	89	4	4%	12	12	28	31%
Jay Randall	96	5	5%	14	11	30	31%
Phillip Fluet	47	3	6%	8	11	22	47%
Chris Long	71	5	7%	9	6	20	28%
Mitchell Cushing	40	3	8%	5	1	9	23%
Jordan Derue	23	2	9%	4	1	7	30%

### Who's Not - Saratoga

Trainers (min. 5 starts)	Starts	Win	Win %	Plc	Shw	WPS	WPS %
Amanda Facin	16	0	0%	1	0	1	6%
Cheryl Whitcroft	15	0	0%	2	3	5	33%
Glenn Raia	14	0	0%	0	1	1	7%
C Huckabone Jr	14	0	0%	1	2	3	21%
Claude Huckabone Iii	13	0	0%	0	1	1	8%
Steven Rybka	12	0	0%	2	5	7	58%
John Cross	11	0	0%	0	3	3	27%
Jody Weidman	11	0	0%	2	1	3	27%
Timothy Miller Jr	11	0	0%	0	3	3	27%
Kari Finn	10	0	0%	0	2	2	20%



# Harness Racing Update - Who's Hot & Who's Not

Last 10 race cards | Stats as of 2020-11-03 | Sorted by win percentage



## WESTERN FAIR - WHO'S HOT & WHO'S NOT

### Who's Hot - Western Fair

Drivers (min. 10 starts)	Starts	Win	Win %	Plc	Shw	WPS	WPS %
Marc St Louis Jr	77	29	38%	12	9	50	65%
George Ketros	13	4	31%	1	3	8	62%
Scott Young	10	3	30%	1	0	4	40%
Douglas Mcnair	10	2	20%	4	1	7	70%
Jason Ryan	16	3	19%	2	2	7	44%
Paul Mackenzie	34	6	18%	6	4	16	47%
Colin Kelly	62	9	15%	6	8	23	37%
Brett Macdonald	91	13	14%	11	8	32	35%
Ryan Holliday	15	2	13%	2	3	7	47%
Travis Henry	82	9	11%	18	7	34	41%

### Who's Hot - Western Fair

Trainers (min. 5 starts)	Starts	Win	Win %	Plc	Shw	WPS	WPS %
Danielle StLouis	25	14	56%	4	2	20	80%
Lorne House	8	4	50%	1	0	5	63%
Amber Guse	6	3	50%	0	0	3	50%
David Holliday	7	3	43%	1	2	6	86%
Stephen Bossence	5	2	40%	1	0	3	60%
Jacques Dupont	5	2	40%	0	0	2	40%
Jacob Murray	5	2	40%	0	1	3	60%
Lindsey Kerr	16	6	38%	3	0	9	56%
George Ketros	12	4	33%	1	2	7	58%
Darryl Holmes	6	2	33%	0	1	3	50%

### Who's Not - Western Fair

Drivers (min. 10 starts)	Starts	Win	Win %	Plc	Shw	WPS	WPS %
Andy Moore	29	0	0%	1	3	4	14%
Austin Sorrie	25	0	0%	2	3	5	20%
Nicholas Boyd	10	0	0%	1	2	3	30%
Garrett Rooney	45	1	2%	2	5	8	18%
Tyler Borth	77	4	5%	10	8	22	29%
Tyler Moore	19	1	5%	1	2	4	21%
Scott Wray	35	2	6%	2	4	8	23%
Drew Neill	16	1	6%	2	0	3	19%
Michael Horner	14	1	7%	1	4	6	43%
Ryan Desroche	14	1	7%	1	1	3	21%

### Who's Not - Western Fair

Trainers (min. 5 starts)	Starts	Win	Win %	Plc	Shw	WPS	WPS %
Dolores Basilone	15	0	0%	2	1	3	20%
Daryl Roberts	11	0	0%	1	0	1	9%
Garry Macdonald	11	0	0%	3	0	3	27%
Larry Fitzsimmons	9	0	0%	0	3	3	33%
Jeffrey Obrien	9	0	0%	0	0	0	0%
Dennis Morrissey	9	0	0%	2	0	2	22%
Terry Fritz	8	0	0%	0	0	0	0%
Jeff Graham	8	0	0%	1	0	1	13%
William Moore	8	0	0%	0	1	1	13%
Robert McIntosh	7	0	0%	0	1	1	14%



## YONKERS - WHO'S HOT & WHO'S NOT

### Who's Hot - Yonkers

Drivers (min. 10 starts)	Starts	Win	Win %	Plc	Shw	WPS	WPS %
Patrick Lachance	24	11	46%	5	1	17	71%
Joseph Bongiorno	28	5	18%	5	1	11	39%
George Brennan	100	17	17%	6	9	32	32%
Jordan Stratton	99	14	14%	10	11	35	35%
Jason Bartlett	107	11	10%	17	16	44	41%
Tyler Buter	75	7	9%	4	9	20	27%
Austin Siegelman	93	7	8%	8	11	26	28%
James Marohn Jr	100	7	7%	15	16	38	38%
Daniel Dube	92	6	7%	8	9	23	25%
Mark Macdonald	30	2	7%	1	1	4	13%

### Who's Hot - Yonkers

Trainers (min. 5 starts)	Starts	Win	Win %	Plc	Shw	WPS	WPS %
Patrick Lachance	17	10	59%	5	1	16	94%
Ronald Burke	12	4	33%	1	2	7	58%
Jennifer Bongiorno	13	4	31%	0	1	5	38%
Daniel Renaud	11	3	27%	3	1	7	64%
Cory Stratton	12	3	25%	2	0	5	42%
Marthe Drolet	9	2	22%	1	2	5	56%
Anita Vallee	19	4	21%	2	3	9	47%
Williams Hernandez	14	3	21%	0	2	5	36%
Shane Tritton	20	4	20%	2	4	10	50%
William Adamczyk	5	1	20%	1	0	2	40%

### Who's Not - Yonkers

Drivers (min. 10 starts)	Starts	Win	Win %	Plc	Shw	WPS	WPS %
Scott Zeron	48	2	4%	6	3	11	23%
Brent Holland	77	5	6%	10	7	22	29%
James Marohn Jr	100	7	7%	15	16	38	38%
Daniel Dube	92	6	7%	8	9	23	25%
Mark Macdonald	30	2	7%	1	1	4	13%
Austin Siegelman	93	7	8%	8	11	26	28%
Tyler Buter	75	7	9%	4	9	20	27%
Jason Bartlett	107	11	10%	17	16	44	41%
Jordan Stratton	99	14	14%	10	11	35	35%
George Brennan	100	17	17%	6	9	32	32%

### Who's Not - Yonkers

Trainers (min. 5 starts)	Starts	Win	Win %	Plc	Shw	WPS	WPS %
Mark Ford	16	0	0%	0	1	1	6%
Kenneth Koch	16	0	0%	5	4	9	56%
Scott Blackler	13	0	0%	0	0	0	0%
Peter Tritton	11	0	0%	1	1	2	18%
Carmen Auciello	11	0	0%	0	1	1	9%
Carl Tirella	10	0	0%	0	1	1	10%
Mike Watson	10	0	0%	0	1	1	10%
Thomas Corelli	10	0	0%	0	0	0	0%
Douglas Dilloian Jr	10	0	0%	3	0	3	30%
Matias Ruiz	9	0	0%	1	1	2	22%



## Spirit Bell romps to a new track record at MGM Northfield Park

Spirit Bell etched herself into the MGM Northfield Park history books on Tuesday (Nov. 3) with a dominant 1:54.1 track-record setting performance for 4-year-old trotting mares.

Spirit Bell (Aaron Merriman), who last raced against some of the top open mares in Ohio on Oct. 16 made short work of her foes, leaving alertly from post three.

Merriman was able to get a comfortable lead from the get-go, as much of the field was gapped throughout the mile. Warrior Way (Kurt Sugg) was the favorite's closest aggressor, but was no match for the heavy favorite, who drew off to win by five lengths.

Trained by Kent Sherman, Spirit Bell put up fractions of :27.4, :57, and 1:25.1 en route to her record-setting performance. The previous record of 1:54.2 was put up by Joyfultriumphant in 2018.

With her second victory of 2020, Spirit Bell has amassed \$25,513 in seasonal earnings for owners Melissa Patterson and Daryl Sherman.

Live racing continues at MGM Northfield Park on a five day-a-week schedule, racing Saturday through Wednesday, with a first post of 6 p.m.

—Michael Carter / MGM Northfield Park

## Sports betting bill poses existential threat to Canada's horse racing industry

Racetracks of Canada, Ontario Racing and Woodbine Entertainment are raising significant concerns with Private

Member's Bill C-218. The bill is currently being debated by Members of Parliament in the Canadian House of Commons. PMB C-218 seeks to legalize Single-Event Sports Betting in Canada, but damage to the horse racing industry may end up being an unintended consequence of the legislation. It creates an opening for international companies and others to offer wagering on horse races in Canada at the expense of the local industry.

Canada's horse racing industry is sustainable because of the carefully constructed agreements between betting establishments, horsepeople groups and others in the industry, to ensure that a fair portion of the revenue generated by wagering is circulated back into the horse racing ecosystem. C-218 legalizes wagering on horse racing outside of this framework, jeopardizing the industry support model that serves as the basis of more than 50,000 jobs and \$5.7 billion in economic activity across Canada, in both rural areas and in cities.

"We recognize there is an opportunity for the Canadian economy to benefit from the legalization of sports wagering," said Jim Lawson, CEO, Woodbine Entertainment. "However, we want to ensure it does not come at the cost of the horse racing industry which has been an important part of the economy for decades. We would be supportive of the legalization of sports betting in Canada if our concerns were addressed through a legislative process."

The horse racing industry is calling for the Trudeau Government to take over the sports betting initiative and proceed with a legislative package in the upcoming Fall Economic Statement or the 2021 Budget that legalizes Single-Event Sports Betting with measures that ensure the local horse racing industry is not an unintended casualty.

This can be done by ensuring only horse racing establishments can offer wagering on horse races. A new revenue source, Historical Horse Racing, should also be provided to the industry to offset any revenue loss to the new competitive product of single-event betting on other sports.

These measures will ensure horse racing can remain sustainable in Canada along with the more than 50,000 jobs it supports across the country.

—Jamie Dykstra / Woodbine communications



## Woodbine Mohawk Park to race over holidays

Woodbine Entertainment has received approval to swap several race dates from its standardbred racing calendar to allow Woodbine Mohawk Park to conduct live racing over the upcoming holiday season.

The following dates have been added to the Woodbine Mohawk Park racing calendar:

Tuesday, Dec. 22, 2020

Monday, Dec. 28, 2020

Thursday, Dec. 31, 2020

Friday, Jan. 1, 2021

The following dates have been removed from the Woodbine Mohawk Park racing calendar:

Thursday, March 25, 2021

Friday, March 26, 2021

Saturday, March 27, 2021

Monday, March 29, 2021

Over the past several years, Woodbine has taken a short break from live standardbred racing following its annual Boxing Day matinee. This year's break was originally scheduled to be nine days over the end of December and start of January. The new break now moves to the end of March with no live racing over the course of March 23, 2021 to March 31, 2021.

The break at the end of March will allow for track maintenance to be performed as racing moves into the Spring.

Post time for all the added race dates is 7 p.m.

—Mark McKelvie / Woodbine communications

## Midwest Mixed Sale entries online, Supplements being accepted

The Midwest Auction Company is pleased to announce that entries for the 2020 Midwest Mixed Sale, to be held Tuesday, Nov. 24 in Shipshewana, IN are now online. Entries may be viewed at [MidwestAuctionCo.com](http://MidwestAuctionCo.com). Catalogs are planned to be mailed later this week. The sale will once again take place at the Michiana Event Center and will start at noon on

the Tuesday before Thanksgiving this year.

This year's edition features an especially strong group of in foal broodmares. A few highlights include a pair of stellar mares carrying CAPTAIN CRUNCH first crop babies, those are Hip 50 - ANNIES DELIGHT p,3,1:56.f, the Bettor's Delight full sister to IDEATION HANOVER, etc and Hip 59 - BREATH OF LIFE, a full sister to the dam of BETTOR'S WISH! Both mares are carrying their first foals.

There are several "delightful divas" later in the catalog that can continue racing and then be a big addition to any broodmare band, those being Hip 114 - ALWAYS GIGGLING P,4,1:50.3 \$487,098, Hip 115 - SHADY CAROLINE p,4,1:50.2 \$399,362, Hip 116 - TROTting GRACE 4,1:54.1h \$324,341 and Hip 118 - SAYULITA p,3,1:51.1f \$314,148

The racehorse entries feature many lightly-raced 2-year-olds, as well as a nice group of 3-year-olds fitting many conditions, again featuring reduction consignments from Jack Myers Racing, the Erv Miller Stable and the LeWayne Miller Stable.

Supplemental entries are being accepted, to sell immediately after the main catalog. Contact Jeff at 260-463-1649 or by email at [jeff.fought@MidwestAuctionCo.com](mailto:jeff.fought@MidwestAuctionCo.com) to enter.

The Midwest Benefit dinner and fundraiser will be held immediately after the auction on Tuesday evening, featuring breedings to many stallions and the Michiana Classic Yearling Sale will be held on Wednesday.

For more information, visit [MidwestAuctionCo.com](http://MidwestAuctionCo.com).

—Midwest Auction Company



Working Together for a strong  
Horse Racing Industry in Ontario  
**Three Breeds • One Vision**




**RESULTS  
& REPLAYS**

**PURSE CRITERIA FOR RESULTS/REPLAYS**

**Non-stakes races with a purse of \$15K+**  
**Stakes races with a purse of \$10K+**

[www.harnessracingupdate.com](http://www.harnessracingupdate.com)



## RACE RESULTS - TUESDAY

### DOVER DOWNS *report*

#### Tuesday's Results:

**12, DD, \$20,000, Trot**, OPEN HANDICAP POST POSITIONS 1 Thru 3 ASSIGNED, 27.1, 57.0, 1:25.3, 1:54.4, FT

**1-No Drama Please (g, 4, Trixton--Female Drama, by Yankee Glide)** \$10,000, \$54,000 2017 SHS-HBG, Lifetime Record: 53-10-9-4, \$283,445  
O-Joseph E Smith. B-T L P Stable. T-Tom Fanning. D-Corey Callahan.

**2-Bluebird Jesse (g, 6, Jailhouse Jesse--Bluebird Swandrful, by Swan For All)** \$5,000, \$11,500 2015 Hoosier, Lifetime Record: 93-22-17-14, \$398,263  
O-Brian K Carsey & Adam Friedland & Casey R Myers. B-Daryl D Miller. T-Jim King Jr. D-Tim Tetrack.

**3-Jammin Jack (g, 5, Angus Hall--Luscious Lindy, by S J's Photo)** \$2,880, Lifetime Record: 69-14-23-8, \$226,592  
O-Victor Kirby. B-Winbak Farm. T-Victor Kirby. D-Victor Kirby.

►► *Replay* ►► Calls: 3, 1H, 1H, 2, 1Q - Finish Order: Our White Knight, Fun Time Charlie, Spee Club, Faithfulandtrue, All Champy

### YONKERS *report*

#### Tuesday's Results:

**10, YR, \$15,000, Pace**, 3,4&5 YO F&M NW 8 P-M RACES OR \$100,000 LT. AE: 3,4&5 YO NW OF 6 P-M OR \$75,000 LT DRAW INSIDE, 28.4, 58.0, 1:26.1, 1:55.1, FT

**1-Golden Quest N (m, 5, Bettor's Delight--Honey Rose Falcon, by Christian Cullen)** \$7,500, Lifetime Record: 24-8-6-4, \$65,376  
O-Joseph V Jannuzzelli & Glenn Goller & Mark A Harder. B-I P D Hope-Johnstone, NZ & Mrs S Herlihy, NZ. T-Mark Harder. D-Jim Marohn Jr.

**2-Galleria Gal (f, 3, Art Major--Just A Glimpse, by Jate Lobell)** \$3,750, \$25,000 2018 LEX-SEL, Lifetime Record: 21-4-4-5, \$218,458  
O-Theresa L Donnelly & Fernando Amesti Jr. B-Kentuckiana Farms LLC. T-John Berger. D-Scott Zeron.

**3-Anne Bonney N (m, 5, Net Ten Eom--Galleons Reward, by Badlands Hanover)** \$1,800, Lifetime Record: 18-7-4-2, \$52,479  
O-J M F Racing LLC. B-Macca Lodge LTD, NZ. T-Paul Fusco. D-Vincent Ginsburg.

►► *Replay* ►► Calls: 4H, 4T, H, NS, HD - Finish Order: Cash Roll, Millwood Bonnie N, Ashtini, Be Best, Caviart Heather

see something.  
say something.



USTA Integrity Tip Line: 833-878-2847 (USTATIP) / [reportit@ustrotting.com](mailto:reportit@ustrotting.com)