



Winning is in their blood.
What is in their joints?

[CLICK TO LEARN MORE](#)

Wednesday, October 7, 2020

Second session remains strong, but was predictably down from 2019

The second night of the Lexington Selected Yearling Sale saw the average down 18 per cent and the gross down 14.5 per cent compared to the same session a year ago. Still, a gross of more than \$11 million and an average of \$61,718 are solid numbers during a pandemic.

quotes by James Platz / story by Dave Briggs

LEXINGTON *Selected Yearling Sale*

The second session of the Lexington Selected Yearling Sale — held Tuesday (Oct. 6) at the Fasig-Tipton sales pavilion — was down 18 per cent in average and 14.5 per cent in gross compared to the second night of the sale in 2019.

The second session grossed \$11,171,000 from 181 yearlings sold, meaning the average was \$61,718. The

In today's HRU

<i>The Guru is less prophetic during second session</i>	page 10
<i>Lexington Day 2 Stats</i>	page 12
<i>Heather Vitale covers Lexington's second night</i>	page 20
<i>HRU Who's Hat & Who's Not</i>	page 22

session average was down from the \$75,103 average from last year's second session. Compared to day two in 2018, the sale is off 26.3 per cent from the '18 average of \$83,748.

Tuesday's gross was down from the 2019 second-session gross of \$13,068,000 and down about the same 18 per cent from the second-session record gross of \$13,651,000

Update! Hip 368 — Always B Miki Colt

Selling tonight — Hip 368 TRUE BLUE LINDY: His American Ideal half-brother **WYATT J** p,3,1:51.3f (\$61,208) has now won six straight, including the first two legs of the Massachusetts Sire Stakes, setting a 1:51.3 stakes record on Oct. 4. See his [updated pedigree](#) and [video](#).

PREFERRED EQUINE MARKETING



Lexington Selected Online Catalog

Jeff & Senena Esty's

Lexington • Barn 12

*Selling
Wednesday*

Spring Haven Farm

Utica, Ohio



Hip# 424 • Mikalob Ultra
ALWAYS B MIKI colt, from a half-sister to
GODDARD'S ART p,1:54 (\$100,769)



Hip# 442 • Sweet And Feisty
SWEET LOU filly, half-sister to
FURIOUS BEACH p,3,Q1:56.2f; BT1:53.4f-'20



Hip# 455 • Stonebridge Midas
CHAPTER SEVEN colt, from a full sister to
MANOFMANYMISSIONS 3,1:52.1 (\$1,215,000)



Hip# 470 • BETTOR DANCE
BETTOR'S DELIGHT colt, 3/4 brother in blood to
DARLIN'S DELIGHT p,3,1:49.1 (\$2,901,926)

**ALSO
SELLING**

325 • Cantab Hall filly; 356 • A Rocknroll Dance filly; 362 • Betting Line filly; 379 • Kadabra colt;
412 • Bar Hopping filly; 413 • Cantab Hall filly; 427 • Southwind Frank filly; 430 • Sweet Lou filly

9475 Blacksnake Road • Utica, OH 43080 • (740) 745-1170 • SpringHavenFarm@aol.com



Mark Hall / USTA

Hip #277 Style For A Mile – a Captaintreacherous filly out of Injeanous Style – topped Tuesday’s session with a bid of \$225,000 from Dana Parham. The filly was consigned by Kentuckiana Farms.

reached in 2018.

Thirty-one yearlings sold for at least \$100,000 on Tuesday, compared to 40 and 36 that hit six-figures in 2019 and 2018, respectively, during the second session.

Despite the decline in numbers – which was expected during a global pandemic – Randy Manges, whomanages the

sale with David Reid, said the results have been beyond his expectations.

“With everything that’s going on in the world, I think they’ve been terrific,” Manges said, adding that he was pleased there was consistent economic activity throughout the second session.



THE #1 STANDARDBRED RACETRACK IN NORTH AMERICA

RACING 5 DAYS
A WEEK

WoodbineSB.com

™ Trademark of Woodbine Entertainment Group
Know When To Take The Reins ResponsibleGambling.org



Mark Hall / USTA

The sale's leading buyer, Andy Miller, purchased the second-highest-priced yearling sold on Tuesday when he paid \$200,000 for Hip #288 Max Contract, a Huntsville filly out of Big Mcdeal sold by Cameo Hills Farm.

"Consistency in the prices, in the activity and everything. That's what we're looking for," Manges said.

Tuesday's session ended around 12:20 a.m.

Manges joked the session was, "long," but he was pleased with the crowd and the prices.

"I thought it held up well again tonight. There was a lot of

activity on the online service and we sold quite a few on there, I think.

A rep for online bidding company Proxibid said 13 horses, including the session-topper, were sold to online bidders on Tuesday for \$825,000 in total bids. Through two days, \$1.1 million has been grossed through online bidding.



REDMILE

**COME JOIN US FOR THE FULL
"LEXINGTON EXPERIENCE!"**

LIVE RACING August 2–October 11
MAJOR STAKES October 2–11
LEXINGTON YEARLING SALE October 6–10
All post times at 1pm

www.redmileky.com · (859) 255-0752
1200 Red Mile Road, Lexington, KY

Interested in sponsoring our Major Stakes? Call Cindy Solverson at (847) 845-0659

Wednesday's Specials



346

Infatuate

DONATO HANOVER full brother to
SUTTON 1:50.4 (\$560,038).

369

American Soul

AMERICAN IDEAL, colt, first foal from
PERTTY MUSIC p,4,1:50.2f (\$377,269)



373 • *Disco Trix*

TRIXTON colt, half-brother to
DESTINED TO DANCE 2,1:54.4f-'20 (\$103,456)

*From Our Farm...
To the Winners Circle*

Breeder of 2020 Hambletonian Champion
RAMONA HILL

CrawfordFarms.com • Lexington • Barn 11

Chris Tully Trot.com





Mark Hall / USTA

The view from the auction stand.

"I wish people could be here, but I'm sure a lot of those people bidding online wish they could be here, too," Manges said.


Reid said that considering the challenges presented by the COVID-19 pandemic, the sale's flow was good.

"With the expanded bidding areas and the online... maybe it's just a tick slower, but, that being said, I think it's beneficial for a lot of other people. We're achieving good results under the situation and we're just going to have to adapt," Reid said.

"There was definitely a lot of activity on the Internet tonight," Reid said, "and I would assume that's going to continue that way the rest of the week.

"It results in more bids for the sellers and results in more satisfied customers for people that can't be here. We just hope that the platform works to their satisfaction and we're happy to have them engaged and enjoying the option."

Trainer Tony Alagna said he, "thought it would be very spotty tonight and it has been. You can't hide a good horse and good horses are always going to sell for good money. There's some middle-of-the-road horses that were good value, good buys, and I tried to buy them.



LONDON | Hip# 23


NEPTUNE SEELSTER
(Sunshine Beach - No Strikes Against)

Brother to
NIRVANA SEELSTER
p, 3, 1:52s, 1:48s
(\$1,276,324),

and full brother to
NIGHTLIFE SEELSTER
p, 2, 1:52.4s -'20
(\$15,075)

Seelster Farms.com

CLICK HERE
TO VIEW COMPLETE ROSTER



Mark Hall / USTA

The COVID-19 pandemic has led to restrictions at Fasig-Tipton and a flurry of online bids.

“I’m a value shopper and there was a colt that sold earlier in the session for \$17,000 that I thought was a very nice colt, so I try to find value where I can do the most with it. I don’t buy anything that I haven’t seen or turned out or like the pedigree and the individual and hopefully it all works out.”

Through two sessions, this year’s sale has grossed \$26,408,000 – see Monday’s sale wrap-up ([full story here](#)) –

for 299 yearlings sold. The gross is down 16 per cent from the \$31,274,000 reached in 2019 for 292 yearlings sold and down 0.5 per cent from the \$26,551,000 fetched in 2018 for 265 yearlings sold.

The two-day average of \$88,321 is down 17.5 per cent from the average of \$107,103 through two days in 2019 and down 11.8 per cent from the \$100,192 average through two

Update! Hip 444 — Muscle Hill Colt

Selling tonight — Hip 444 SOUTHWIND FINN: His 2-year-old full brother **CALLE PALEMA** 2,1:58.3h (\$20,150) won the NJSDF at Freehold on Oct. 2 wire-to-wire in 1:58.3. NJSS-placed at the Meadowlands earlier. See his [updated pedigree](#) – [walking video](#) – [paddock video](#).

PREFERRED EQUINE MARKETING



Lexington Selected Online Catalog



Mark Hall / USTA

days in 2018.

The median through two days is \$65,000. It was \$75,000 through two days in 2019 and \$85,000 through the first two sessions in 2018.

Kentuckiana owner and general manager Bob Brady said, "It's a very strong sale, very strong market, quite active bidding and buyers and I think we followed that up tonight. It's a little spotty in different places, but a quality horse is bringing what they are worth. I think the most important part is, under these conditions and the kind of year that everybody has had, we just really appreciate all the support. People showed up and actually participated and made it a really successful sale."

"To be able to come back and have the second-best opening night in history (Monday) night, it says a lot about the industry. There's a lot of positive things going on. In particular, the Kentucky program is taking a really big step in the right direction."

Northwood Bloodstock's Bob Boni said the second session was a good one with the numbers holding up.

"I don't know what anybody's expectations really were coming here, but I think it's been pretty much a normal sale,"



**KENTUCKY
HARNESS
ASSOCIATION**

Shaping Kentucky's Future

Help promote, support, and grow
harness racing in Kentucky!

Owners, breeders, trainers and drivers, fans, and
industry providers united for Kentucky harness racing.

**THE FUTURE OF HARNESS RACING
IN KENTUCKY IS BRIGHT!**

- New \$225M+ Oak Grove Racing, Gaming & Hotel Complex
- Exciting expansion of The Red Mile
- Rejuvenated Kentucky Sire Stakes Program

**JOIN TODAY,
IT'S FREE!**

Your membership will help us increase visibility on issues
that impact the industry on the local, state & national levels.
kyharness.com

10/7 Lexington Sale Lineup

Yearlings Sired by Top Sires

Come See Winbak Farm's Consignment at Barn 8!
Sale starts at 7:00 p.m. on Wednesday



New York Pacers

AMERICAN IDEAL

#402, STROLL PATROL, C
American Ideal-Walk Softly-Allamerican Native
Full-brother to **Soft Idea**,
p, 2, 1:53.3f (**\$383,335**). Dam is a 1/2-sister
to **Powerful Toy**, p, 3, 1:51.1 (**\$868,657**)

#431, CLEAR AS GLASS, F
American Ideal-Glass Maker-Artsplace
Full-sister to **Clear Idea**,
p, 3, 1:50.4f (**\$615,958**). 1/2-sister to
Cracked Glass, p, 1:51.4s (**\$145,172**), &
Glass Shadow, p, 1:54.1f (**\$104,152**).
2nd dam is Hall of Fame Inductee,
Arl's Troublemaker, p, 1:53.2 (**\$143,945**).
Dam is a 1/2-sister to **Art Maker**,
p, 1:49.1 (**\$1,036,217**)

#436, AIN'T SHE SPECIAL, F
American Ideal-I'm Just Special-Camluck
Dam is **I'm Just Special**,
p, 1:50.3f (**\$789,299**). Full-sister to
Mink Pink, p, 3, 1:51.3f -'18 (**\$117,720**), &
I'm Very Special, p, 1:50.4f -'20 (**\$114,870**)

#440, LENDA HAND MAN, C, First Foal
American Ideal-Ashleeswayrhighway-Bettor's Delight
Dam is a 1/2-sister to **Pop Pop Joe**,
p, 1:52 -'19 (**\$191,850**).
Family of **Lady Graceful**,
p, 2, 1:52.3s (**\$938,164**)

New York Trotters

CHAPTER SEVEN

#342, SHY STELLA, F
Chapter Seven-Mia Stellina-CR Commando
Dam is a 1/2-sister to **CR Kay Suzie**,
1:52.3 (**\$1,611,131**), & **CR Renegade**,
3, 1:53.4 (**\$903,785**)

E L TITAN

#406, GRAND SPA, C
E L Titan-Day At The Spa-Andover Hall
1/2-brother to **Hell Patrol**,
3, 1:54f -'20 (**\$142,061**). 2nd dam is
Doin The Town, 3, 1:54.2 (**\$475,274**)

¹Dual-eligible to Kentucky

*First Crop from Stallion

▲ No Stored Stem Cells Available

All records & earnings are as of 10/6/20

Visit www.winbakfarm.com for
Day 4 & Day 5 Lineup!

Ontario Pacers

BETTOR'S DELIGHT

#338, BETTOR DEAL, F, First Foal
Bettor's Delight-United Ideal-American Ideal
Dam is a 1/2-sister to **Warning Zone**,
p, 1:48.3 (**\$725,228**)

#354, GRACEFUL MOVES, F
Bettor's Delight-Ireneonthemove-Powerful Toy
Dam is **Ireneonthemove**,
p, 1:51.1f (**\$846,091**). 1/2-sister to
Carly Girl, p, 1:53.1f -'19 (**\$166,565**)

#401, TWINKLE IN HEREYE, F
Bettor's Delight-Ashlee's Star-Western Hanover
Full-sister to **Twinkle**, p, 1:51.3 (**\$354,278**).
2nd dam is Hall of Fame Inductee,
Lady Ashlee Ann, p, 3, 1:51.3 (**\$95,481**).
Dam is a 1/2-sister to **Betterthancheddar**,
p, 1:48f (**\$1,635,364**), & **Courtly Choice**,
p, 3, 1:47.1 -'18 (**\$1,345,754**)

#483, GRIN N SIN, F
Bettor's Delight-Smokin N Grinin-Grinfromeartoe
Dam is **Smokin N Grinin**,
p, 1:51.2f (**\$300,619**)

#488, BETS ON THE BEACH▲, F
Bettor's Delight-Beaches N Dreams-Rocknroll Hanover
Dam is a 1/2-sister to **Cabana Fever**,
p, 1:51 (**\$473,587**)

SPORTSWRITER

#320, RAISING SAND, C, First Foal
Sportswriter-Drag N Sand-Dragon Again
Dam is a full-sister to **Speed Again**,
p, 1:48.1s (**\$1,072,255**)

Ontario Trotters

KADABRA

#453, CLASSIC MAGIC▲, F
Kadabra-Life Class-Angus Hall
1/2-sister to **Life Well Lived**,
1:54.2 -'20 (**\$272,630**), & **Life Strikes**,
1:53.3f (**\$119,435**)

#461, FANCY QUEEN, F, First Foal
Kadabra-Fancy Fran-Angus Hall
Dam is a 1/2-sister to **Kaline**,
1:54.1f (**\$570,733**)

RESOLVE*

#465, ENGAGE, C
Resolve-Puta Ring On It-Angus Hall
Dam is a 1/2-sister to **Appropriate Attire**,
1:55.2f (**\$200,003**)

Pennsylvania Pacers

SWEET LOU

#377, RAINBOW QUEEN¹, F
Sweet Lou-Red Carpet Queen-Western Hanover
1/2-sister to **Lucky King**,
p, 1:51.1h -'18 (**\$347,883**),
Red Carpet Dude, p, 3, 1:51.3f (**\$300,329**),
Speaking Out, p, 1:51.2h -'18 (**\$237,376**), &
Red Roll, p, 1:55.4h (**\$179,576**).
Dam is a 1/2-sister to **Lady Graceful**,
p, 2, 1:52.3s (**\$938,164**)

#495, RUMORED▲, F
Sweet Lou-Major Crush-Art Major
1/2-sister to **Plus One**,
p, 1:52.3f -'20 (**\$102,958**). Dam is a
1/2-sister to **Preparty**,
p, 1:50.3f (**\$229,861**)

Pennsylvania Trotters

BAR HOPPING

#360, HOPES N WISHES, F
Bar Hopping-Hall Of Wishes-Broadway Hall
Dam is **Hall Of Wishes**, 1:56.3f (**\$207,627**).
1/2-sister to **New Jersey Viking**,
1:52.4 -'18 (**\$220,048**), & **Altenator**,
1:56.4f -'18 (**\$127,623**)

CANTAB HALL

#381, HALL OF DUTY, C
Cantab Hall-Starlit Eyes-CR Commando
Dam is **Starlit Eyes**, 3, 1:58.3f (**\$149,680**).
1/2-brother to **Lights Come On**,
3, 1:55f -'19 (**\$138,576**)

#447, FIT FANATIC, F
Cantab Hall-Fitness Girl-Muscles Yankee
Dam is **Fitness Girl**, 2, 1:56s (**\$246,302**).
1/2-sister to **Lovely Lymny**,
1:53.4f -'18 (**\$83,310**)

#469, TURN THE TAB¹, F, First Foal
Cantab Hall-New Leaf-Muscles Yankee
Dam, **New Leaf**, 3, 1:54.4f (**\$98,236**), is a
1/2-sister to **Military Blue**,
3, 1:55.2f (**\$245,845**). Family of
Vivid Photo, 1:50.2z (**\$3,275,631**), &
Devious Man, 3, 1:52.2s (**\$1,338,677**)

#491, YOUNG MICHELLE, F
Cantab Hall-Miss Michelle H-King Conch
Dam is **Miss Michelle H**,
3, 1:55.2s (**\$291,324**). 1/2-sister to
Michelle's Way, 3, 1:56.1s (**\$248,072**), &
Miss Janine, 1:56.4f (**\$115,066**)



Born to Compete...Raised to Win!

Garrett Bell, General Manager / James Ladwig, Yearling Manager

155 Yearling Row, Chesapeake City, Maryland 21915 / 410.885.3059 / james.ladwig@winbakfarm.com

Visit www.winbakfarm.com for yearling videos. / f / t

Boni said.

Last year, 108 yearlings sold for \$100,000 or more through two sessions. This year, 91 yearlings have reached at least six figures through two days.

The second-session topper was Hip# 277, a Captaintreacherous filly out of Injealous Style named Style For A Mile that sold for \$225,000 to Dana Parham of Boca Raton, FL. The pacer was bred by All Four Won stable of Lexington and raised and consigned by Kentuckiana Farms.

"She's just a gorgeous Captaintreacherous filly. She has a Betting Line 2-year-old that's already gone in :51 and Tony Alagna trains it," said Brady. "She is just a gorgeous, correct filly with an awesome video."

"On paper, there's a lot of depth to the pedigree. You get back to having Delinquent Account on the page and that's just a matriarch of a lot of top 10 horses. The session topper? I don't try to speculate on that. We just try to raise a good horse and hopefully get a fair price for them. I knew she was going to sell fairly well."

Hip #288, a Huntsville filly out of Big Mcdeal named Max Contract, sold for \$200,000 to Andy Miller Stable. The filly was bred and consigned by Cameo Hills Farm of New York.

Hip #314, the third last horse to sell on Tuesday, fetched \$200,000, as well. The Chapter Seven colt out Mrs Frank named Zappa was raised and consigned by All American Harnessbreds and sold to trainer Marcus Melander, agent for SRF Stable.

Two yearlings sold for \$190,000 — Hip #225 Muscle Mavarick, a Muscle Hill colt out of Ava Marion consigned by Preferred Equine that was sold to Bill Donovan of Delray Beach, FL. and Hip #164 Clenched Fist, a Walner colt out of Smexi purchased by Andy Miller Stable, Inc. out of the Kentuckiana consignment.

"He's a really nice colt," Brady said. "That's a Walner colt out

of the mare Smexi. who made half-a-million dollars. He was just a very athletic colt, very sharp looking and got over the ground the right way with a lot of trot. So, we wish them the best of luck."

Miller said Clenched Fist, "was one of our picks for the night, so we went after him a little more aggressively... We went out to Kentuckiana and looked at him a couple of times and turned him out and really loved him."

Northwood Bloodstock sold Hip #141 Sweet Omen, a Sweet Lou filly out of Omen Hanover, for \$185,000 to Yankeeland Partners LLP of Frederick, MD.

"We didn't have that many tonight, but she's a very, very sharp, very racy filly," Boni said. "It's a big pedigree, with a Breeders Crown winner, so that alone is going to step her up and she's a very athletic filly."

Andy Miller was the biggest buyer on Tuesday with \$792,000 spent on nine yearlings.

"I think (the sale is) very strong," Miller said. "The higher quality horses are selling very well."

Through two sessions, Miller is also the leader buyer with \$2,137,000 spent, in total, on 14 yearlings. Nancy Takter is second through two days with \$1,628,000 spent on 14 yearlings, followed by Ake Svanstedt (\$1,057,000 on seven yearlings) and Burke Racing Stable LLC (\$920,000 on nine yearlings).

Alagna, who is eighth among buyers with \$702,000 spent, total, on 10 yearlings through two days, said his purchasing decisions depend on what he's already acquired.

"The first two days we kind of picked out what we were going to take a run at and every horse we buy dictates the next one we buy, so if we end up with three pacing colts or pacing fillies or whatever, then we're trying to fill slots with the opposite," Alagna said.

HORSE FARM FOR RENT

43 acre New Jersey farm with six paddocks (three with run-ins), 1/2 mile track, 14 stalls, electric fence, equipment to maintain track, and seven race tracks within three hour driving distance.

**For information or to visit, please contact Mark Rudolph
(856) 691-0800 | mrudolph@rudco.com**

Dover Downs - 82.5 miles (1hr. 39 min.)
Freehold - 71.4 miles (1 hr. 41 min.)
Harrah's Philadelphia - 39.5 miles (57 min.)
Meadowlands - 122 miles (1 hr. 58 min.)
Ocean Downs - 148 miles (2 hr. 51 min.)
Pocono - 150 miles (2 hr. 43 min.)
Rosecroft - 161 miles (2 hr. 57 min.)



Mark Hall / USTA

Social distancing around the walking ring.

"We'll try to go down the list, but we won't buy a colt or filly just because we need it, we'll buy what we like pedigree-wise and sometimes there are stronger colts and sometimes there are stronger fillies. It depends on what we get and what we get beat out on, too."

Preferred Equine led all consignors Tuesday with \$3,055,000 in sales for 42 yearlings.

"It was a fast and furious night with a lot of head going through the ring, but overall I think we had a reasonably good night," said Reid, wearing his Preferred hat. "I definitely felt there were some pockets or some spots when it was just getting a little pickier, maybe poor placement on my part or whatever, but overall I still felt it was fairly healthy."

Through two days, Preferred also leads the consignor list with total sales of \$5,675,000 for 62 yearlings sold. Hunterton is next among consignors with \$4,293,000 in sales through two days, followed by Kentuckiana with \$4,101,000 in sales.

By average, Concord Stud leads all consignors with three of more yearlings sold with an average of \$124,357 for 14 sold. It is followed by Kentuckiana (\$124,273 for 33 sold), Northwood Bloodstock (\$115,333 for six sold) and Hunterton



LONDON

Virtual
YEARLING SALE

SATURDAY, OCTOBER 17 UNTIL
WEDNESDAY, OCTOBER 21, 2020

THIS YEAR'S SALE INCLUDES:

HIP 116 first foal from a daughter of CABRINI HANOVER p, 2, 1:51s, BT1:50.4 (\$1,473,729)

HIP 91 third foal from a sister to the dam of WARRAWEE ROO 3, 1:53.3s, 1:51.4s, BT1:51.3f (\$781,640)

HIP 15 brother to SHIATZU SEELSTER p, 2, 1:54s -'20 (\$49,909)

HIP 98 brother to LAY LADY LAY p, 2, 1:53.3s, 3, 1:52s, 4, 1:51s, BT1:50.1s (\$467,599)

HIP 61 second foal from a sister to NIRVANA SEELSTER p, 3, 1:52s, 1:48s (\$1,277,124)

HP 60 sister to MAJESTIC MISTRESS 3, 1:56.2s, 1:53f -'19, BT1:52.3 (\$340,186)

HIP 17 sister to ALLSTAR SEELSTER p, 2, 1:53.2s, 1:50.3s -'19 (\$265,561)

HIP 74 brother to THE REGULATOR p, 2, Q1:53.3s, 3, 1:49.4s -'19 (\$146,656)

HIP 8 brother to KENNY JOE p, 3, 1:53.3s -'19, BT1:53.1h-'20 (\$78,083)

PHOTOS & VIDEOS NOW AVAILABLE
[Click Here To View](#)

BY ALWAYS A VIRGIN OUT OF ARTSTOPPER

Always **B** Miki

**Fastest
Standardbred
in History**

Always B **FAST**

His 2YOs are making their mark on the racetrack, led by the undefeated KYSS Championship winner **PERFECT STING**, who lowered his record time to 1:49.2, making him the fastest 2YO of the season.

Sire of multiple 2YO PASS and PA All Star winners from his first crop, including **MONTEREY JACK**, **ALWAYS A MIKI**, **GRACE HILL**, and **SOUTHWIND GENDRY**, winner of the Elevation S.

Perfect Sting



 **DIAMOND
CREEK**

PENNSYLVANIA | 717-638-7100
office@diamondcreekfarm.com

F A R M . C O M

(\$104,707 for 41 sold).

"The catalogue is very good this year, the quality of the horses is good," Manges said. "We've got some new sires, that always helps. And the catalogue holds strong, through (Wednesday) and Thursday. Then there's a whole new set of circumstances with the regional horses and we have a really good bunch of Ohio-bred horses. We don't have as many Indiana horses, but there's some good ones. We're very pleased with the quality of the book this year."

Tonight's (Oct. 7) third session of the Lexington Selected Yearling Sale will feature 181 yearlings. It begins tonight at 7 p.m. at Fasig-Tipton. For more information about the sale, please visit: <http://www.lexingtonselected.com>.

CLICK HERE

To Share This Story



FOLLOW HRU ON TWITTER

@HARNESSUPDATE

CLICK HERE

HARNESS RACING UPDATE

About Harness Racing Update

Harness Racing Update is owned by HRU Publications of Millwood, NY and will publish Fridays and Sundays from fall through late spring. HRU will add Saturday editions early summer through fall, publishing 3 days per week, and will add editions throughout the year as major news breaks.

Editor: Dave Briggs

Production: Brian Fuller

Graphic Design, Ads & Placement: Lisa Bihuniak

Advertising Sales: Wilma Van Vaerenbergh | [contact for ad sales/questions](mailto:contact@ad-sales/questions)

Results & Stats Editor: Lisa Duong

Founder: Bill Finley

Contributors Claus Andersen, Garnet Barnsdale, Tim Bojarski, Murray Brown, Jerry Connors, Frank Coto, Paul Delean, Bill Finley, Joe FitzGerald, Dean Gillette, Ron Gurfein, Thomas Hedlund, Bill Heller, Bob Heyden, Dean Hoffman, Victoria Howard, Melissa Keith, Raymond Lance, Dave Landry, Lauren Lee, Dave Little, Debbie Little, Chris Lomon, David Mattia, Trey Nosrac, Tom Pedulla, Andrea Pietrzak, James Platz, Bob Roberts, Sandra Snyder, Brett Sturman, Jay Wolf

Get in touch with HRU

PO Box 230 | Millwood, NY | 10546 | Telephone: (226) 374-9999

Editor/News Stories: editor@harnessracingupdate.com

Advertising: advertising@harnessracingupdate.com

Customer Service: customerservice@harnessracingupdate.com

Advertising info & rates:

If you are interested in advertising with us [please contact Wilma](#)

LIKE NO OTHER!

Kentucky's Program Continues to Grow!

DUAL-ELIGIBLE PROGRAM MAXIMIZES
YOUR RACING OPPORTUNITIES!

Championship Series

- 4 Legs (NEW in 2021)
- \$250K Finals (No Starting Fee!)
- \$5M+ est. in purses in 2021

Commonwealth Series

- 4 Legs (2 legs added for 2021!)
- Reduced Starting Fee for Legs (\$250)
- \$50K Finals (No Starting Fee!)
- \$1.75M est. in purses in 2021

Kentucky Proud Series (formerly Fair Program)

- \$25K Finals
- Purses Increased based on Entries (\$1K/entry)
- Trailer Bonus on 1/2 mile tracks (\$1K/trailer)

**\$7.5M+ est. in Purses
plus other Exciting Series!**

**New Stallion Bonus Program Coming
(Paid to Winning Connections)!**

GET YOUR KENTUCKY BRED TODAY!



Check out our Lexington yearling lineup at
www.kentuckianafarms.com
www.lexingtonselected.com

The Guru predicts Lexington's top yearlings



with RON GURFEIN

The Guru is less prophetic during second session

The Guru was on the mark with his yearling handicapping for Monday's opening session of the Lexington Selected Yearling Sale ([full story here](#)), but much less so with his picks for Tuesday's second session.

Reminder, we received The Guru's predictions for the Top 10 horses to be sold, by price, during the second session BEFORE they actually went into the ring – and kept the emails to prove it in case anyone asks.

Here is his Top 10, compared with the actual Top 10:

The Guru's Top 10

1. Hip #187 WALK THE MOON – Not easy to find a bad looking horse in this family. This lass has it all – pedigree, conformation, athletic ability and, of course, pedigree. She is the perfect example how deep this sale is simply because she sells on day two.

Actual Rank: 51st at \$75,000

2. Hip #156 ROAD TEST MIKI – Third foal of Road Bet a Bettors Delight mare with almost \$400,000 in earnings. This big filly has a few minor conformation issues but a major update. She is a sister to a new world champion Cattlewash winner last Sunday of the Bluegrass Stake in 1:46.4. Very little downside here.

Actual Rank: 9th at \$155,000

3. Hip #183 EDEN ONTHEHILL – This top colt is the fifth foal of Taylor Jean. He is a full brother to the 2020 sensation Southwind Tyrion who was a \$145,000 dollar prospect in his own right. At this writing he has won close to \$250,000. He represents the highly popular Muscle Hill on Cantab Hall mares proven success.

Actual Rank: 18th at \$115,000

Spend Your Winter With Us!

- ◆ Located in Sorrento, FL (just north of Orlando)
- ◆ Availability for large & small stables
- ◆ 3 tracks
- ◆ Large turnout paddocks
- ◆ RV Park on premises
- ◆ Dormitory for grooms

To submit your application
contact: Carter Pinske
320.583.4181 • cjpinske@gmail.com
www.southernoakstraining.com



4. Hip #153 SNORTING COPPER – This beautiful horse is the most perfect athlete in the sale on Tuesday night. He receives my highest marks for appearance and ability. It's the same cross as the above colt but in reverse. Cantab Hall on Muscle Hill mare. Another plus to me he is a February foal.

Actual Rank: 146th at \$27,000

5. Hip #176 DUCASSE – Named for one of the greatest French chefs of our time, this colt is gorgeous. He is big strong and can fly in the paddock. Watching him turned out I remarked he can catch flies. Only once was the mare bred to a commercial stallion and she had a \$500,000 winner, the Father Patrick will be amazing.

Actual Rank: 24th at \$100,000

6. Hip #164 CLENCHED FIST – Third foal of \$500,000 winner Smexi winner of the Goldsmith Maid at 2. The colt from the family of Hambletonian winner Marion Marauder gets high marks on appearance but higher on performance.

Actual Rank: 4th at \$190,000

7. Hip #190 BOLD AND BEAUTIFUL – Aptly named filly is a beauty. Fourth foal of Too Dream On, winner of close to \$1 million and 2-year-old trotting filly of her year, she is all trot. From the family of the fabulous Pampered Princess and O'Brien 2-year old colt winner Was It A Dream. Add to this she was raised at the farm where the great Greenshoe developed.

Actual Rank: 67th at \$60,000

8. Hip #294 COLD TRUTH – First foal of a full sister to the 2020 sensation Cricket Fashion winner of a leg of the KYSS and over \$120,000. Although a bit on the smaller side, he has a great hind end and is a horse possessed when he hits the paddock.

Actual Rank: 13th at \$130,000

9. Hip #193 LOCK BRIDGE – Sister to the multi-stakes winner and \$1 million earner Bedroomconfessions. She is a great big filly with a sensational hind end. She has a wonderful attitude and looks like a filly that could pace all day.

Actual Rank: 38th at \$90,000

10. Hip #235 ANCIENT WALL – Great looking Walner colt, first foal of a Muscle Massive filly that won 11 races at 2 and 3 and over \$330,000. He receives high marks on the floor and in the field and was raised on as good a piece of dirt that exists in our business.

Actual Rank: 42nd at \$85,000

The Actual Top 10 sold

277 – Style For A Mile – \$225,000

288 – Max Contract – \$200,000

314 – Zappa – \$200,000

164 – Clenched Fist – \$190,000

225 – Muscle Mavarick – \$190,000

141 – Sweet Omen – \$185,000

175 – One Of The Guys – \$170,000

179 – Southwind Oncore – \$160,000

156 – Road Test Miki – \$155,000

276 – Dracones – \$145,000

In summary, to be fair, predicting session toppers will only get tougher as the sale progresses. While half of The Guru's picks did sell for \$100,000 or more – and he did pick the fourth-highest yearling sold Tuesday in his Top 10 – the rest of his choices weren't sterling when judged by where they actually ranked. His top choice actually ranked 51st. One of his picks – Hip #153 Snorting Copper – completely failed to draw interest and sold for just \$27,000 and three other Guru picks ranked 67th, 42nd and 38th. Not great, but as we know, the only true ranking that will matter will come after the horses hit the track.

Be sure to check out The Guru's picks for the third night of the sale in Thursday's HRU.

CLICK HERE
To Share This Story



**Harness Racing Update
on Facebook**

[click here](#)



WOODBINE
STANDARD-BRED

**RACING IS BACK
ONLINE!**

5 DAYS A WEEK

WoodbineMohawkPark.com

BY YANKEE CRUISER OUT OF SWEET FUTURE

SWEET LOU

THE GREAT WHITE BLAZE

World Record-Holder


The only sire to win in 1:49 flat and sire a son or daughter to record a faster time as a 2YO at the distance.

Sire of:

WARRAWEE UBEAUT, DANCING LOU, SWEET ACE, NO LOU ZING, winner of Jenna's Beach Boy S. and PASS final, etc.

Multiple PASS and PA Stallion Series winners at 2 and 3.

Warrawee Ubeaut



**DIAMOND
CREEK**

PENNSYLVANIA | 717-638-7100
office@diamondcreekfarm.com

FARM.COM



LEXINGTON

2020 Selected Yearling Sale

Top Sold - Day 2 (Top 20)

Hip	Yearling Name <i>Sex, Color, Sire-Dam</i>	Buyer <i>Consignor</i>	Price
277	STYLE FOR A MILE <i>F, B, Captaintreacherous - Injealous Style</i>	DANA PARHAM, Boca Raton, FL, USA <i>Kentuckiana Farms, Agent</i>	\$225,000
288	MAX CONTRACT <i>F, B, Huntsville - Big Mcdeal</i>	ANDY MILLER STABLE INC., AGENT, Millstone Twp, NJ, USA <i>Cameo Hills Farm</i>	\$200,000
314	ZAPPA <i>C, B, Chapter Seven - Mrs Frank</i>	MARCUS MELANDER, AGENT FOR SRF STABLE, New Egypt, NJ, USA <i>All American Harnessbreds</i>	\$200,000
164	CLENCHED FIST <i>C, B, Walner - Smexi</i>	ANDY MILLER STABLE INC., AGENT, Millstone Twp, NJ, USA <i>Kentuckiana Farms, Agent</i>	\$190,000
225	MUSCLE MAVARICK <i>C, B, Muscle Hill - Ava Marion</i>	WILLIAM J. DONOVAN, Delray Beach, FL, USA <i>Preferred Equine, Inc., Agent</i>	\$190,000
141	SWEET OMEN <i>F, BR, Sweet Lou - Omen Hanover</i>	YANKEELAND PARTNERS LLP, Frederick, MD, USA <i>Northwood Bloodstock Agency, Inc., Agent</i>	\$185,000
175	ONE OF THE GUYS <i>C, B, Always B Miki - Studio One</i>	BURKE RACING STABLE LLC, Fredericktown, PA, USA <i>Preferred Equine, Inc., Agent</i>	\$170,000
179	SOUTHWIND ONCORE <i>C, B, Muscle Hill - Lima Oh So Sweet</i>	MARCUS MELANDER, AGENT, New Egypt, NJ, USA <i>Preferred Equine, Inc., Agent</i>	\$160,000
156	ROAD TEST MIKI <i>F, B, Always B Miki - Road Bet</i>	CHRIS RYDER, AGENT FOR TOM HILL, Allentown, NJ, USA <i>Preferred Equine, Inc., Agent</i>	\$155,000
276	DRACONES <i>C, B, Captaintreacherous - Imagine Dragon</i>	WALLACE STANDARDBREDS INC., AGENT FOR DA, Puslinch, ON, CANADA <i>Preferred Equine, Inc., Agent</i>	\$145,000
219	RULE OF LAW <i>C, B, Captaintreacherous - American Truth</i>	ANDERSON/LEBLANC, St. Thomas, ON, CANADA <i>Kentuckiana Farms, Agent</i>	\$140,000
240	SUNRISE <i>C, B, Walner - Morning Glow</i>	LUFTI KOLGJINI AB, Veberod, SWEDEN <i>Brittany Farms Llc</i>	\$135,000
294	COLD TRUTH <i>C, BR, Cantab Hall - Lonely Lady</i>	FASHION FARMS LLC, New Hope, PA, USA <i>Hunterton Sales Agency, Inc., Agent</i>	\$130,000
160	EVADE <i>F, B, Chapter Seven - Boccone Dolce</i>	JIM GLASS, AGENT, Stanford, KY, USA <i>Diamond Creek Farm</i>	\$125,000
204	KNOCK WOOD <i>F, BR, Chapter Seven - Woodshopper</i>	TROND SMEDSHAMMER, Allentown, NJ, USA <i>Preferred Equine, Inc., Agent</i>	\$125,000
249	DANIKA <i>F, BR, Muscle Mass - Danish Girl</i>	ATLANTIC TROT, INC., AGENT, Pompano Beach, FL, USA <i>Preferred Equine, Inc., Agent</i>	\$125,000
192	WALLABEE <i>F, B, Walner - About To Bee</i>	THOMAS SVENSEN, AGENT, East Windsor, NJ, USA <i>Preferred Equine, Inc., Agent</i>	\$120,000
183	EDEN ONTHEHILL <i>C, B, Muscle Hill - Taylor Jean</i>	AKE SVANSTEDT, AGENT FOR SRF STABLE, Wrightstown, NJ, USA <i>Anvil And Lace Farm, Agent</i>	\$115,000
251	TALISMANO <i>C, B, Muscle Hill - Donato Fashion</i>	PEHR WALLENIUS, AGENT FOR A.M. FIORE, Fort Myers, FL, USA <i>Hunterton Sales Agency, Inc., Agent</i>	\$115,000
298	SUDAMERICA <i>C, BR, Walner - Upfrontluckycarol</i>	KENNETH E. JACOBS, Baldwinsville, NY, USA <i>Peninsula Farm, Inc., Agent</i>	\$115,000



LEXINGTON

2020 Selected Yearling Sale

Top Sold - Cumulative (Top 20)

Hip	Yearling Name <i>Sex, Color, Sire-Dam</i>	Buyer <i>Consignor</i>	Price
89	KADENA <i>F, BR, Walner - Mission Brief</i>	MARCUS MELANDER, AGENT FOR COURANT INC., New Egypt, NJ, USA <i>Hunterton Sales Agency, Inc., Agent</i>	\$725,000
64	BONANZA <i>C, B, Muscle Hill - Designed To Be</i>	NANCY TAKTER, AGENT, Allentown, NJ, USA <i>Kentuckiana Farms, Agent</i>	\$600,000
62	MONKEY QUEEN <i>F, B, Chapter Seven - Steamy Windows</i>	LINDY FARMS AND M&M RACING, Enfield, CT, USA <i>Concord Stud Farm, Agent</i>	\$450,000
37	KNIGHTS GUARD <i>C, B, Muscle Hill - Stubborn Belle</i>	ANDY MILLER STABLE, INC., Millstone Twp, NJ, USA <i>Kentuckiana Farms, Agent</i>	\$400,000
40	TRUNK BAY <i>C, B, Muscle Hill - Sunshine Delight</i>	ANDY MILLER STABLE, INC., Millstone Twp, NJ, USA <i>Kentuckiana Farms, Agent</i>	\$400,000
124	LIGHTNIER <i>F, B, Captaintreacherous - Mythical</i>	DAVID MENARY, AGENT, Cambridge, ON, CANADA <i>Preferred Equine, Inc., Agent</i>	\$375,000
76	NO BALL GAMES <i>C, B, Muscle Hill - Amour Heiress</i>	MARCUS MELANDER, AGENT, New Egypt, NJ, USA <i>Concord Stud Farm, Agent</i>	\$340,000
83	CASH MACHINE GIRL <i>F, B, Muscle Hill - Brooklyn</i>	ANDY MILLER STABLE, INC., Millstone Twp, NJ, USA <i>Concord Stud Farm, Agent</i>	\$300,000
101	ELEGANT CHARM <i>F, BR, Father Patrick - Graceful Kelly</i>	JIM GLASS, AGENT, Stanford, KY, USA <i>Hunterton Sales Agency, Inc., Agent</i>	\$300,000
123	TREACHEROUS DRAGON <i>F, B, Captaintreacherous - My Little Dragon</i>	BRETT PELLING, Cream Ridge, NJ, USA <i>Preferred Equine, Inc., Agent</i>	\$260,000
57	KISSINYOUGOODBYE <i>F, B, Huntsville - Yagonnakissmeornot</i>	SCOTT A. DILLON, Anson, ME, USA <i>Hunterton Sales Agency, Inc., Agent</i>	\$250,000
277	STYLE FOR A MILE <i>F, B, Captaintreacherous - Injealous Style</i>	DANA PARHAM, Boca Raton, FL, USA <i>Kentuckiana Farms, Agent</i>	\$225,000
7	VENERABLE <i>F, BR, Walner - Jolene Jolene</i>	DAVID MCDUFFEE, AGENT, Rye, NH, USA <i>Hunterton Sales Agency, Inc., Agent</i>	\$210,000
118	CLASSIC HILL <i>C, B, Muscle Hill - Classical Annie</i>	DONALD E. ROBINSON, AGENT FOR AM FLORE, Fort Meyers, FL, USA <i>Hunterton Sales Agency, Inc., Agent</i>	\$210,000
13	WESTERN WALL <i>C, B, Walner - Ready To Ignite</i>	LINDA TOSCANO, AGENT FOR KEN JACOBS, Freehold, NJ, USA <i>Preferred Equine, Inc., Agent</i>	\$200,000
21	VILLAIN <i>C, BR, Muscle Hill - High Heels</i>	AKE SVANSTEDT, Wrightstown, NJ, USA <i>Diamond Creek Farm</i>	\$200,000
38	SLAVE LABOUR <i>C, B, Muscle Hill - Big Barb</i>	AKE SVANSTEDT, Wrightstown, NJ, USA <i>Concord Stud Farm, Agent</i>	\$200,000
39	BEACH VIBES <i>C, B, American Ideal - Blue Beach</i>	TONY ALAGNA, AGENT FOR BRAD GRANT, Manalapan, NJ, USA <i>Crawford Farms</i>	\$200,000
58	CAPTAIN MIKE DEO <i>C, B, Captaintreacherous - Everyones Watching</i>	TONY ALAGNA, AGENT FOR MYRON BELL, Delray Beach, FL, USA <i>Preferred Equine, Inc., Agent</i>	\$200,000
70	MAXIMUS MIKI <i>C, B, Always B Miki - Beach Gal</i>	JOHN CANCELLIERE, Bloomfield, NJ, USA <i>Northwood Bloodstock Agency, Inc., Agent</i>	\$200,000
116	REBUFF <i>C, B, Muscle Hill - Meucci Madness</i>	LUCAS WALLIN, AGENT, New Egypt, NJ, USA <i>Hunterton Sales Agency, Inc., Agent</i>	\$200,000
288	MAX CONTRACT <i>F, B, Huntsville - Big Mcdeal</i>	ANDY MILLER STABLE INC., AGENT, Millstone Twp, NJ, USA <i>Cameo Hills Farm</i>	\$200,000
314	ZAPPA <i>C, B, Chapter Seven - Mrs Frank</i>	MARCUS MELANDER, AGENT FOR SRF STABLE, New Egypt, NJ, USA <i>All American Harnessbreds</i>	\$200,000

Father Patrick

BY CANTAB HALL OUT OF GALA DREAM

The Best Trotting Colt of His Generation

Sire of:

AMIGO VOLO, 2-year-old
trot Breeders Crown champion;
at 3, PASS final winner,
Keystone Classic winner

CRUCIAL, at 3, winner of the PASS
Championship, winner of Moni Maker S.

GREENSHOE, SISTER SLEDGE, etc.

Leading sire by average earnings
per foal for 2YOs in 2019.



Amigo Volo



 **DIAMOND
CREEK**

PENNSYLVANIA | 717-638-7100
office@diamondcreekfarm.com

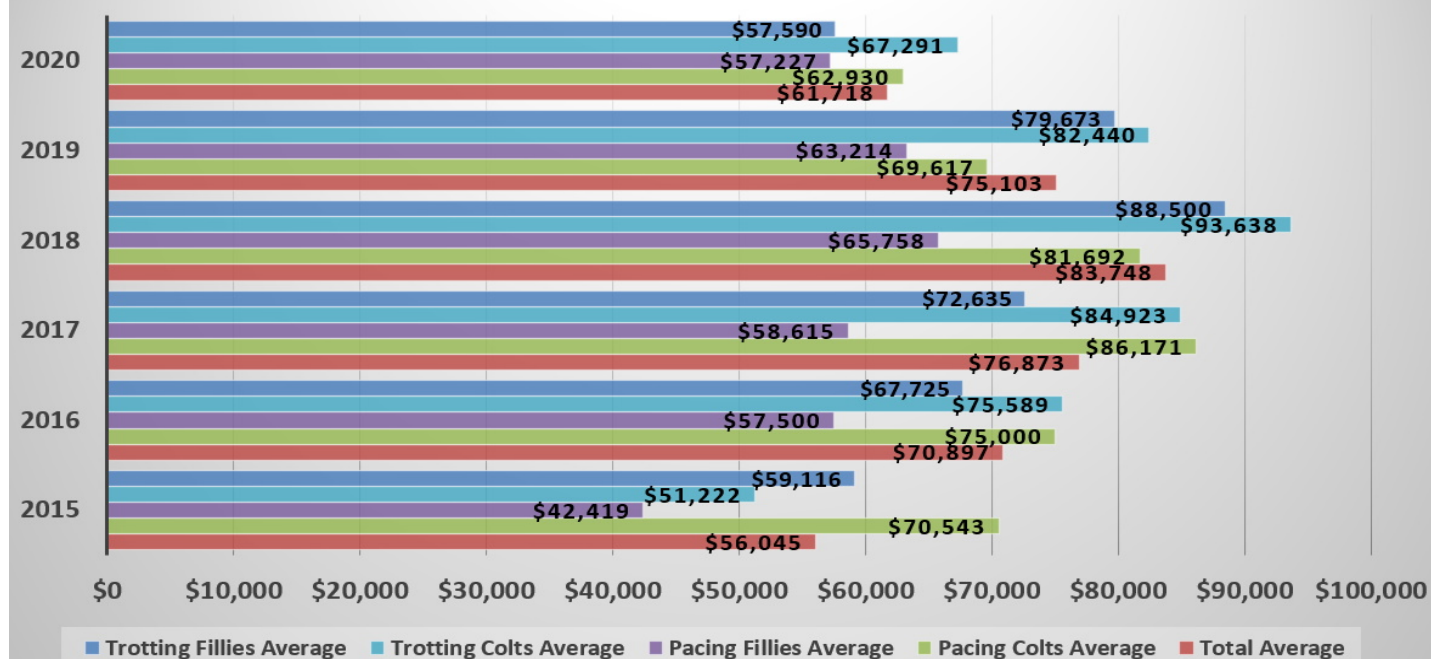
FARM.COM



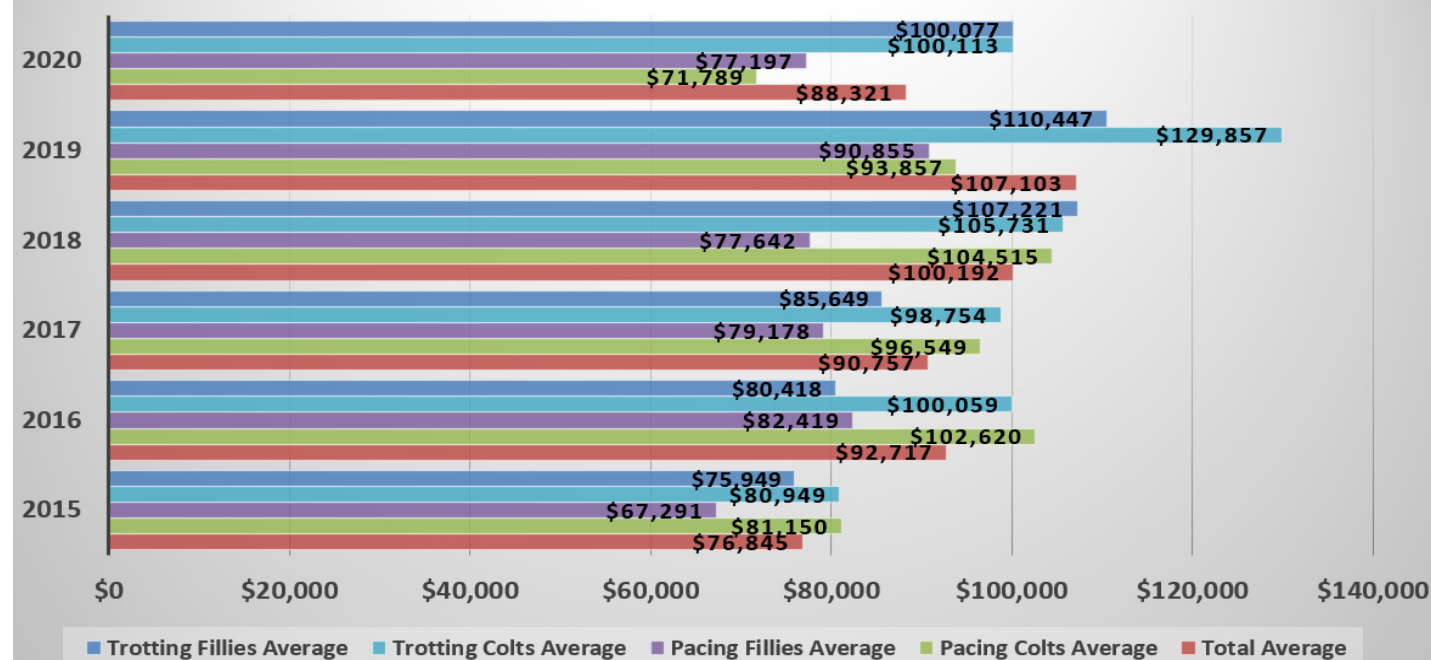
LEXINGTON

2020 Selected Yearling Sale

Historical Averages - Day 2



Historical Averages - Cumulative

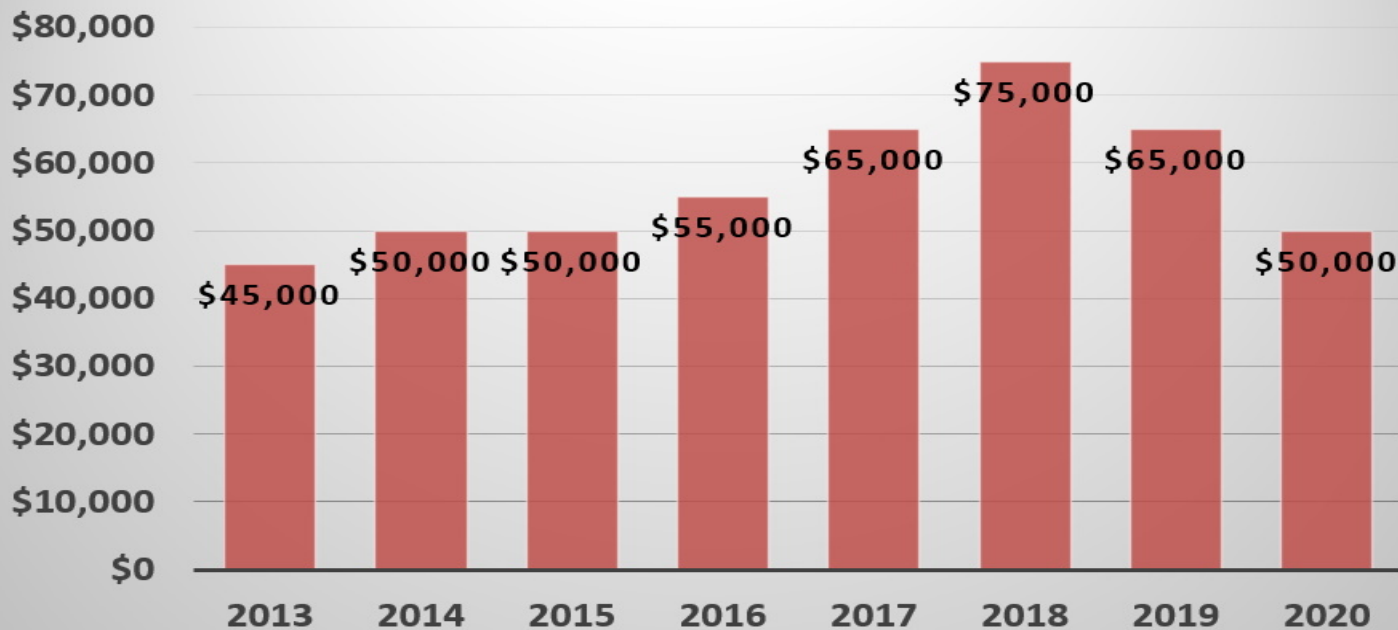




LEXINGTON

2020 Selected Yearling Sale

Median - Day 2



It pays
to breed in **PA**



Purchase Your Next
PENNSYLVANIA-BRED CHAMPION
This Fall!

www.standardbredbreederspa.org



OUTSHINE *the* COMPETITION

Breed, Buy, Race... Ontario!



Purchase an
ONTARIO-SIRED YEARLING
in Lexington!



oss.ontarioracing.com



LEXINGTON

2020 Selected Yearling Sale

Session Totals - Day 2

Category	Sold	Amount	Average	Median
Pacing Colts	43	\$2,706,000	\$62,930	\$60,000
Pacing Fillies	44	\$2,518,000	\$57,227	\$45,000
Trotting Colts	55	\$3,701,000	\$67,291	\$55,000
Trotting Fillies	39	\$2,246,000	\$57,590	\$50,000
Pacers	87	\$5,224,000	\$60,046	\$50,000
Trotters	94	\$5,947,000	\$63,266	\$50,000
Colts	98	\$6,407,000	\$65,378	\$55,000
Fillies	83	\$4,764,000	\$57,398	\$45,000
Total	181	\$11,171,000	\$61,718	\$50,000

Session Totals - Cumulative

Category	Sold	Amount	Average	Median
Pacing Colts	71	\$5,097,000	\$71,789	\$70,000
Pacing Fillies	66	\$5,095,000	\$77,197	\$53,500
Trotting Colts	97	\$9,711,000	\$100,113	\$75,000
Trotting Fillies	65	\$6,505,000	\$100,077	\$60,000
Pacers	137	\$10,192,000	\$74,394	\$60,000
Trotters	162	\$16,216,000	\$100,099	\$70,000
Colts	168	\$14,808,000	\$88,143	\$71,000
Fillies	131	\$11,600,000	\$88,550	\$55,000
Total	299	\$26,408,000	\$88,321	\$65,000

Leading Buyers - Day 2 (Top 10)

Buyer	Purchased	Gross	Average
ANDY MILLER STABLE INC., AGENT	9	\$792,000	\$88,000
MARCUS MELANDER, AGENT	4	\$375,000	\$93,750
NANCY TAKTER, AGENT	6	\$336,000	\$56,000
BURKE RACING STABLE LLC	3	\$330,000	\$110,000
JOHN CANCELLIERE	3	\$275,000	\$91,667
KENNETH E. JACOBS	3	\$250,000	\$83,333
WILLIAM J. DONOVAN	2	\$240,000	\$120,000
JIM GLASS, AGENT	2	\$225,000	\$112,500
DANA PARHAM	1	\$225,000	\$225,000
JOHN BUTENSCHOEN	5	\$223,000	\$44,600

Leading Buyers - Cumulative (Top 10)

Buyer	Purchased	Gross	Average
ANDY MILLER STABLE INC., AGENT	14	\$2,137,000	\$152,643
NANCY TAKTER, AGENT	14	\$1,628,000	\$116,286
AKE SVANSTEDT	7	\$1,057,000	\$151,000
BURKE RACING STABLE LLC	9	\$920,000	\$102,222
MARCUS MELANDER, AGENT FOR COURANT INC.	2	\$835,000	\$417,500
MARCUS MELANDER, AGENT	6	\$825,000	\$137,500
TONY ALAGNA, AGENT	10	\$702,000	\$70,200
BRETT PELLING	5	\$645,000	\$129,000
WILLIAM J. DONOVAN	5	\$600,000	\$120,000
LINDY FARMS AND M&M RACING	2	\$530,000	\$265,000



LEXINGTON

2020 Selected Yearling Sale

Leading Sires - Day 2 - Top 10 (3 or more sold)

Sire	Sold	Gross	Average
Somebeachsomewhere	3	\$261,999	\$87,333
Muscle Hill	13	\$1,097,005	\$84,385
Muscle Mass	3	\$252,000	\$84,000
Captaintreacherous	15	\$1,240,995	\$82,733
Chapter Seven	17	\$1,264,001	\$74,353
Walner	26	\$1,698,996	\$65,346
Huntsville	13	\$802,997	\$61,769
Sweet Lou	14	\$830,004	\$59,286
Always B Miki	20	\$1,144,000	\$57,200
Southwind Frank	3	\$165,000	\$55,000

Leading Sires - Cumulative - Top 10 (3 or more sold)

Sire	Sold	Gross	Average
Muscle Hill	38	\$5,906,986	\$155,447
Captaintreacherous	27	\$2,760,993	\$102,259
Walner	43	\$4,339,001	\$100,907
Chapter Seven	31	\$2,963,011	\$95,581
Somebeachsomewhere	5	\$457,000	\$91,400
Southwind Frank	4	\$355,000	\$88,750
Muscle Mass	3	\$252,000	\$84,000
Huntsville	20	\$1,678,000	\$83,900
American Ideal	12	\$960,996	\$80,083
Sweet Lou	20	\$1,360,000	\$68,000



Harness Racing Update on Instagram

@HARNESSRACINGUPDATE



#BETONHARNESS

OUR FUTURE DEPENDS ON IT!





LEXINGTON

2020 Selected Yearling Sale

Leading Consignors - Day 2 - Top 10 (3 or more sold)

Consignor	Sold	Gross	Average
ALL AMERICAN HARNESSBREDS	5	\$442,000	\$88,400
BLUE CHIP FARMS, LLC	3	\$245,001	\$81,667
BRITTANY FARMS LLC	6	\$454,002	\$75,667
NORTHWOOD BLOODSTOCK AGENCY, INC.	4	\$302,000	\$75,500
CAMEO HILLS FARM	8	\$597,000	\$74,625
PREFERRED EQUINE, INC.	42	\$3,054,996	\$72,738
KENTUCKIANA FARMS	21	\$1,486,002	\$70,762
ANVIL AND LACE FARM	4	\$282,000	\$70,500
DIAMOND CREEK FARM	8	\$518,000	\$64,750
HUNTERTON SALES AGENCY, INC.	23	\$1,354,010	\$58,870

Leading Consignors - Cumulative - Top 10 (3 or more sold)

Consignor	Sold	Gross	Average
CONCORD STUD FARM	14	\$1,740,998	\$124,357
KENTUCKIANA FARMS	33	\$4,101,009	\$124,273
NORTHWOOD BLOODSTOCK AGENCY, INC.	6	\$691,998	\$115,333
HUNTERTON SALES AGENCY, INC.	41	\$4,292,987	\$104,707
BLUE CHIP FARMS, LLC	6	\$604,998	\$100,833
PREFERRED EQUINE, INC.	62	\$5,674,984	\$91,532
ALL AMERICAN HARNESSBREDS	9	\$821,997	\$91,333
BRITTANY FARMS LLC	10	\$879,000	\$87,900
CAMEO HILLS FARM	13	\$1,101,997	\$84,769
DIAMOND CREEK FARM	14	\$1,148,000	\$82,000

Leading Consignors - Day 2 - Top 10 (3 or more sold)

Consignor	Sold	Gross	Average
PREFERRED EQUINE, INC.	42	\$3,055,000	\$72,738
KENTUCKIANA FARMS	21	\$1,486,000	\$70,762
HUNTERTON SALES AGENCY, INC.	23	\$1,354,000	\$58,870
CRAWFORD FARMS	14	\$740,000	\$52,857
CAMEO HILLS FARM	8	\$597,000	\$74,625
WINBAK FARM	15	\$560,000	\$37,333
DIAMOND CREEK FARM	8	\$518,000	\$64,750
BRITTANY FARMS LLC	6	\$454,000	\$75,667
ALL AMERICAN HARNESSBREDS	5	\$442,000	\$88,400
PENINSULA FARM, INC.	9	\$394,000	\$43,778

Leading Consignors - Cumulative - Top 10 (3 or more sold)

Consignor	Sold	Gross	Average
PREFERRED EQUINE, INC.	62	\$5,675,000	\$91,532
HUNTERTON SALES AGENCY, INC.	41	\$4,293,000	\$104,707
KENTUCKIANA FARMS	33	\$4,101,000	\$124,273
CONCORD STUD FARM	14	\$1,741,000	\$124,357
CRAWFORD FARMS	22	\$1,570,000	\$71,364
DIAMOND CREEK FARM	14	\$1,148,000	\$82,000
CAMEO HILLS FARM	13	\$1,102,000	\$84,769
WINBAK FARM	23	\$1,069,000	\$46,478
PENINSULA FARM, INC.	14	\$924,000	\$66,000
BRITTANY FARMS LLC	10	\$879,000	\$87,900



LEXINGTON

2020 Selected Yearling Sale

Buyer Demographics - Day 2

Country	Jurisdiction	Gross	% of Sale Gross
CANADA	ON	\$935,000	
	CANADA TOTALS	\$935,000	8.40%
SWEDEN		\$245,000	
UNITED KINGDOM		\$16,000	
	EUROPE TOTALS	\$261,000	2.30%
USA	NJ	\$4,773,000	
USA	FL	\$1,294,000	
USA	PA	\$1,278,000	
USA	NY	\$635,000	
USA	DE	\$442,000	
USA	KY	\$415,000	
USA	OH	\$313,000	
USA	MD	\$185,000	
USA	VA	\$125,000	
USA	MA	\$120,000	
USA	MN	\$109,000	
USA	ME	\$75,000	
USA	GA	\$71,000	
USA	IN	\$55,000	
USA	TN	\$35,000	
USA	IA	\$25,000	
USA	CA	\$25,000	
	USA TOTALS	\$9,975,000	89.30%

Buyer Demographics - Cumulative

Country	Jurisdiction	Gross	% of Sale Gross
CANADA	ON	\$1,941,000	
CANADA	QC	\$160,000	
CANADA	BC	\$80,000	
	CANADA TOTALS	\$2,181,000	8.30%
SWEDEN		\$245,000	
UNITED KINGDOM		\$16,000	
	EUROPE TOTALS	\$261,000	1.00%
USA	NJ	\$13,755,000	
USA	PA	\$2,470,000	
USA	FL	\$2,294,000	
USA	NY	\$1,290,000	
USA	KY	\$815,000	
USA	OH	\$670,000	
USA	CT	\$575,000	
USA	DE	\$512,000	
USA	NH	\$400,000	
USA	ME	\$325,000	
USA	MD	\$185,000	
USA	MN	\$174,000	
USA	VA	\$125,000	
USA	MA	\$120,000	
USA	GA	\$71,000	
USA	IN	\$55,000	
USA	IL	\$45,000	
USA	TN	\$35,000	
USA	IA	\$25,000	
USA	CA	\$25,000	
	USA TOTALS	\$23,966,000	90.80%

LEXINGTON

Selected Yearling Sale

Heather Vitale covers Lexington's second night

Heather Vitale presents a video recap of Tuesday's second session of the 2020 Lexington Selected Yearling Sale.

by Dave Briggs

The HRU broadcasting team of Heather Vitale and Aaron Re covered the second night of the Lexington Selected Yearling Sale, which is now available for viewing on our [YouTube page](#) and on our [Facebook page](#).

Each night, Vitale and Re will prepare a video summary of each sale session that will be available for viewing first thing each morning along with a new edition of HRU.

Don't miss a video, [subscribe to our YouTube page](#) now and get notified when a new video is posted.

To advertise on the videos, contact Wilma Van Vaerenbergh via email at: hruadsales@gmail.com.

CLICK HERE
To Share This Story



CLICK HERE

To send us
your feedback!



After They Race, Give Them a Place

Accepting horses from racetracks
across the country.
NewVocations.org
winnie@horseadoption.com || (734) 320-7918
A 501(c)(3) Public Charity



Southwind FRANK

BY MUSCLE HILL OUT OF FLAWLESS LINDY


The Best Son of Muscle Hill

First-crop 2YOs include:

FLAWLESS COUNTRY, winner of multiple legs of the PASS, including the PASS Final which marked her fourth consecutive victory.

DELAYED HANOVER, winner of the \$106,100 Bluegrass Series division for 2YO trotting colts and geldings in 1:53.4.

Six yearlings sold for **\$100,000** or more last year.



Flawless Country



 **DIAMOND
CREEK**

PENNSYLVANIA | 717-638-7100
office@diamondcreekfarm.com

FARM.COM

HRU - Upcoming Stakes Races

STAKES DATE	PURSE **	RACE	TRACK	AGE/SEX/GAIT	RACE #'S	1ST RACE POST
Wednesday, October 7	\$100,000	Delaware Standardbred Breeders Fund final	Harrington Raceway	2YOCT	1	4:30 p.m.
Wednesday, October 7	\$15,000	Delaware Standardbred Breeders Fund consolation	Harrington Raceway	2YOFP	2	4:30 p.m.
Wednesday, October 7	\$100,000	Delaware Standardbred Breeders Fund final	Harrington Raceway	2YOFT	3	4:30 p.m.
Wednesday, October 7	\$15,000	Delaware Standardbred Breeders Fund consolation	Harrington Raceway	2YOCP	4	4:30 p.m.
Wednesday, October 7	\$100,000	Delaware Standardbred Breeders Fund final	Harrington Raceway	2YOFP	5	4:30 p.m.
Wednesday, October 7	\$100,000	Delaware Standardbred Breeders Fund final	Harrington Raceway	2YOCP	6	4:30 p.m.
Wednesday, October 7	\$15,000	Delaware Standardbred Breeders Fund consolation	Harrington Raceway	2YOCT	8	4:30 p.m.
Wednesday, October 7	\$15,000	Delaware Standardbred Breeders Fund consolation	Harrington Raceway	2YOFT	10	4:30 p.m.
Wednesday, October 7	\$32,500	Indiana Sires Stakes - Leg 7	Harrah's Hoosier Park	3YOFT	7, 8	6:30 p.m.
Wednesday, October 7	\$40,500	Indiana Sires Stakes - Leg 6	Harrah's Hoosier Park	2YOFP	11, 13	6:30 p.m.

** Purses are approximate | Subscribe for PPs @ www.harnessracingupdate.com



TrackMaster HarnessPro
The Ultimate Harness Racing Program For The Serious Player



TRACKMASTER
An EQUIBASE Company

Harne\$\$Pro

- All in one handicapping tool
- No software to install
- PDF race programs included

trackmaster.com/harness

Hambletonian Society / Breeders Crown Poll

Week 13 - October 6, 2020

RANK	NAME (FIRST PLACE VOTES)	AGE/GAIT/SEX	RECORD	EARNINGS	POINTS	PREVIOUS WEEK
1	Tall Dark Stranger (18)	3pc	10 9-0-0	\$1,057,931	329	2
2	Ramona Hill (7)	3tf	8 6-1-1	\$915,615	302	1
3	Party Girl Hill (10)	3pf	12 12-0-0	\$616,870	300	3
4	Gimpanzee	4th	8 6-1-1	\$718,464	236	4
5	Atlanta	5tm	9 4-3-0	\$539,564	169	6
6	Shartin N	7pm	7 5-2-0	\$326,269	147	5
7	Sorella	3tf	10 7-0-1	\$485,424	94	8
8	Ready For Moni	3tc	7 5-1-0	\$575,670	72	7
9	Perfect Sting	2pc	7 7-0-0	\$254,450	67	Not Ranked
10	Kissin In The Sand	5pm	8 4-1-0	\$221,484	36	Not Ranked

Harness Racing Update - Who's Hot & Who's Not

Last 10 race cards | Stats as of 2020-10-06 | Sorted by win percentage

ALL NORTH AMERICAN TRACKS - WHO'S HOT & WHO'S NOT

Who's Hot - All Tracks

Drivers (min. 10 starts)	Starts	Win	Win %	Plc	Shw	WPS	WPS %
Casey Leonard	19	9	47%	5	2	16	84%
Mary Macdonald	12	5	42%	1	0	6	50%
Kyle Husted	13	5	38%	1	2	8	62%
Kody Massey	23	8	35%	5	4	17	74%
Shawn Gray	61	21	34%	9	8	38	62%
Guy Gagnon	25	8	32%	2	1	11	44%
Marc Campbell	71	20	28%	6	10	36	51%
Ake Svanstedt	26	7	27%	5	2	14	54%
Mario Baillargeon	11	3	27%	2	0	5	45%
Freddie Patton Jr	11	3	27%	2	4	9	82%

Who's Hot - All Tracks

Trainers (min. 5 starts)	Starts	Win	Win %	Plc	Shw	WPS	WPS %
Anthony Montini	5	4	80%	1	0	5	100%
Robert Bernicky	5	3	60%	0	1	4	80%
Donald Niles	5	3	60%	1	0	4	80%
Ray Baynes	8	4	50%	0	0	4	50%
Shayne Barrington	6	3	50%	1	1	5	83%
Jeffrey Rowley	6	3	50%	0	1	4	67%
Wayne Smith	6	3	50%	0	0	3	50%
Courtney Brooks	6	3	50%	0	1	4	67%
Christopher Petrelli	13	6	46%	0	2	8	62%
Mary Macdonald	9	4	44%	1	0	5	56%

Who's Not - All Tracks

Drivers (min. 10 starts)	Starts	Win	Win %	Plc	Shw	WPS	WPS %
Roger Plante Jr	67	0	0%	10	2	12	18%
Jason Thompson	59	0	0%	3	4	7	12%
Ray Fisher Jr	38	0	0%	8	7	15	39%
Brady Galliers	35	0	0%	3	4	7	20%
Cory Stratton	29	0	0%	1	3	4	14%
Daniel Yetman	27	0	0%	1	2	3	11%
Fernand Paquet Jr	27	0	0%	3	1	4	15%
Jason Beattie	27	0	0%	4	0	4	15%
Troy Beyer	26	0	0%	3	4	7	27%
Jordan Ross	26	0	0%	2	2	4	15%

Who's Not - All Tracks

Trainers (min. 5 starts)	Starts	Win	Win %	Plc	Shw	WPS	WPS %
Brian Wright	27	0	0%	2	1	3	11%
Dennis Laterza	25	0	0%	1	2	3	12%
Peter Pellegrino	22	0	0%	9	1	10	45%
Randy Bickmore	22	0	0%	3	2	5	23%
Ryan Swift	22	0	0%	4	4	8	36%
Michael Graffam	21	0	0%	3	2	5	24%
Sean Smithpeters	20	0	0%	1	2	3	15%
Joseph Offutt	20	0	0%	4	1	5	25%
Veronica Merton	19	0	0%	1	1	2	11%
Mark Harris	19	0	0%	4	4	8	42%

BANGOR - WHO'S HOT & WHO'S NOT

Who's Hot - Bangor

Drivers (min. 10 starts)	Starts	Win	Win %	Plc	Shw	WPS	WPS %
Michael Stevenson	11	4	36%	2	0	6	55%
Heath Campbell	83	20	24%	14	11	45	54%
Dan Deslandes	71	16	23%	9	12	37	52%
Chris Long	10	2	20%	2	1	5	50%
Gary Mosher	78	13	17%	12	11	36	46%
Bruce Ranger	56	7	13%	10	4	21	38%
Christopher Nye	25	3	12%	3	5	11	44%
Winston Campbell	67	7	10%	7	7	21	31%
Kevin Switzer Jr	48	5	10%	8	6	19	40%
Matthew Atheam	41	4	10%	1	7	12	29%

Who's Hot - Bangor

Trainers (min. 5 starts)	Starts	Win	Win %	Plc	Shw	WPS	WPS %
Dan Deslandes	11	7	64%	0	1	8	73%
Chris Lefebvre	5	3	60%	0	0	3	60%
Joseph Nelson	7	3	43%	1	0	4	57%
James Heap	5	2	40%	0	1	3	60%
Karl Butterfield	30	10	33%	3	3	16	53%
Valerie Grondin	30	9	30%	5	4	18	60%
Brian Lamb	7	2	29%	0	0	2	29%
Aaron Hall	7	2	29%	2	0	4	57%
Michael Huff	13	3	23%	3	3	9	69%
Robert Gibbs	23	5	22%	2	2	9	39%

Who's Not - Bangor

Drivers (min. 10 starts)	Starts	Win	Win %	Plc	Shw	WPS	WPS %
Steven Wilson	36	0	0%	7	1	8	22%
Nicholas Graffam	15	0	0%	1	1	2	13%
David Ingraham	64	3	5%	4	14	21	33%
Ronald Cushing	24	2	8%	4	2	8	33%
John Beckwith	12	1	8%	0	2	3	25%
Aaron Hall	32	3	9%	7	5	15	47%
Winston Campbell	67	7	10%	7	7	21	31%
Kevin Switzer Jr	48	5	10%	8	6	19	40%
Matthew Atheam	41	4	10%	1	7	12	29%
Russell Lanpher Iii	10	1	10%	0	3	4	40%

Who's Not - Bangor

Trainers (min. 5 starts)	Starts	Win	Win %	Plc	Shw	WPS	WPS %
Randy White	23	0	0%	3	2	5	22%
Kelly Case	18	0	0%	1	2	3	17%
Marc Tardif	15	0	0%	2	4	6	40%
Craig Hall	15	0	0%	1	3	4	27%
Kevin Chase	15	0	0%	1	2	3	20%
Christine Holt	11	0	0%	0	0	0	0%
Rex Ellis	9	0	0%	1	0	1	11%
Kim Ireland	8	0	0%	1	1	2	25%
Andrew Harrington	8	0	0%	1	2	3	38%
Michael Graffam	7	0	0%	2	2	4	57%

Harness Racing Update - Who's Hot & Who's Not

Last 10 race cards | Stats as of 2020-10-06 | Sorted by win percentage

BATAVIA - WHO'S HOT & WHO'S NOT

Who's Hot - Batavia

Drivers (min. 10 starts)	Starts	Win	Win %	Plc	Shw	WPS	WPS %
Billy Davis Jr	136	31	23%	17	13	61	45%
James Morrill Jr	120	24	20%	18	11	53	44%
Andrew Monti	122	23	19%	22	20	65	53%
Denny Bucceri	88	11	13%	7	12	30	34%
David Mcneight Iii	113	13	12%	22	9	44	39%
Rock Vinci	18	2	11%	3	0	5	28%
Kyle Cummings	84	7	8%	4	10	21	25%
James Mcneight Jr	73	6	8%	7	8	21	29%
Ray Fisher Jr	96	7	7%	15	16	38	40%
Shawn McDonough	90	5	6%	5	12	22	24%

Who's Hot - Batavia

Trainers (min. 5 starts)	Starts	Win	Win %	Plc	Shw	WPS	WPS %
Donald Niles	12	5	42%	1	0	6	50%
Donald Rothfuss	20	7	35%	5	1	13	65%
Frank Mays	9	3	33%	0	1	4	44%
Jerry Nugent Jr	8	2	25%	0	2	4	50%
David Mcneight Iii	8	2	25%	3	0	5	63%
Lee Dahn	22	5	23%	2	1	8	36%
Rose Russo	24	5	21%	2	1	8	33%
John Mc Keever	5	1	20%	0	0	1	20%
Michael Ohol	48	9	19%	5	8	22	46%
Tammy Cummings	32	6	19%	3	7	16	50%

Who's Not - Batavia

Drivers (min. 10 starts)	Starts	Win	Win %	Plc	Shw	WPS	WPS %
Daniel Yetman	60	0	0%	3	6	9	15%
Michael Caprio	18	0	0%	3	4	7	39%
Andrew Torre	10	0	0%	0	0	0	0%
Wade Tomaszewski	26	1	4%	1	2	4	15%
Shawn McDonough	90	5	6%	5	12	22	24%
Renaldo Morales Iii	32	2	6%	1	6	9	28%
Ray Fisher Jr	96	7	7%	15	16	38	40%
Kyle Cummings	84	7	8%	4	10	21	25%
James Mcneight Jr	73	6	8%	7	8	21	29%
Rock Vinci	18	2	11%	3	0	5	28%

Who's Not - Batavia

Trainers (min. 5 starts)	Starts	Win	Win %	Plc	Shw	WPS	WPS %
Christopher Naedele	22	0	0%	0	1	1	5%
Lisa Mariacher	22	0	0%	4	4	8	36%
Richard Mays	13	0	0%	0	2	2	15%
David Mcneight Sr	9	0	0%	1	1	2	22%
Alana Caprio	8	0	0%	2	3	5	63%
Rachelle Mungillo	7	0	0%	1	0	1	14%
Roy Marsh Jr	7	0	0%	0	0	0	0%
Kenneth Ball	6	0	0%	1	1	2	33%
Denny Bucceri	6	0	0%	1	1	2	33%
Randy Seeley	6	0	0%	0	1	1	17%

CENTURY DOWNS - WHO'S HOT & WHO'S NOT

Who's Hot - Century Downs

Drivers (min. 10 starts)	Starts	Win	Win %	Plc	Shw	WPS	WPS %
Brandon Campbell	121	34	28%	16	17	67	55%
David Kelly	118	20	17%	17	8	45	38%
Kelly Hoerd	87	15	17%	20	8	43	49%
Jamie Gray	69	10	14%	5	8	23	33%
Michael Hennessy	80	8	10%	5	18	31	39%
Tyler Redwood	42	4	10%	4	7	15	36%
Logan Gillis	22	2	9%	0	0	2	9%
Nathan Sobey	89	7	8%	9	14	30	34%
James Jungquist	63	5	8%	5	7	17	27%
Ryan Grundy	25	2	8%	3	2	7	28%

Who's Hot - Century Downs

Trainers (min. 5 starts)	Starts	Win	Win %	Plc	Shw	WPS	WPS %
Tyler Redwood	10	5	50%	0	1	6	60%
Michael Campbell	59	17	29%	5	6	28	47%
Brandon Campbell	60	15	25%	6	11	32	53%
Jamie Gray	20	5	25%	1	2	8	40%
Catherine Reid	9	2	22%	1	1	4	44%
Trevor Williams	15	3	20%	0	1	4	27%
Kevin Sampson	6	1	17%	0	1	2	33%
Nathan Sobey	38	6	16%	3	5	14	37%
Kelly Hoerd	72	11	15%	17	8	36	50%
Rodney Starkewski	42	6	14%	7	4	17	40%

Who's Not - Century Downs

Drivers (min. 10 starts)	Starts	Win	Win %	Plc	Shw	WPS	WPS %
David Hudon	53	0	0%	3	5	8	15%
Keith Clark	50	0	0%	8	6	14	28%
Kelly Ducharme	12	0	0%	0	1	1	8%
Brian Gray	10	0	0%	0	0	0	0%
Rodney Hennessy	10	0	0%	0	0	0	0%
Rene Goulet	25	1	4%	3	4	8	32%
Philip Giesbrecht	93	6	6%	11	7	24	26%
Nathan Sobey	89	7	8%	9	14	30	34%
James Jungquist	63	5	8%	5	7	17	27%
Ryan Grundy	25	2	8%	3	2	7	28%

Who's Not - Century Downs

Trainers (min. 5 starts)	Starts	Win	Win %	Plc	Shw	WPS	WPS %
Keith Clark	38	0	0%	7	4	11	29%
David Hudon	23	0	0%	2	3	5	22%
Joe Ratchford	23	0	0%	3	1	4	17%
Harold Haining	18	0	0%	5	1	6	33%
Shelly Arsenault	18	0	0%	0	4	4	22%
Richard Remillard	15	0	0%	1	1	2	13%
Robert Parish	13	0	0%	1	1	2	15%
Kelly Ducharme	12	0	0%	0	1	1	8%
Philip Giesbrecht	10	0	0%	1	2	3	30%
Brian Gray	9	0	0%	0	0	0	0%

Harness Racing Update - Who's Hot & Who's Not

Last 10 race cards | Stats as of 2020-10-06 | Sorted by win percentage



CHARLOTTETOWN - WHO'S HOT & WHO'S NOT

Who's Hot - Charlottetown

Drivers (min. 10 starts)	Starts	Win	Win %	Plc	Shw	WPS	WPS %
Mary Macdonald	15	4	27%	2	0	6	40%
Marc Campbell	124	30	24%	13	14	57	46%
Gilles Barrieau	121	20	17%	20	13	53	44%
Corey Macpherson	96	15	16%	6	12	33	34%
Adam Merner	99	13	13%	10	15	38	38%
David Dowling	76	9	12%	13	5	27	36%
Mark Bradley	25	3	12%	3	3	9	36%
Brodie Mac Phee	93	10	11%	13	14	37	40%
Ken Murphy	61	6	10%	5	7	18	30%
Kenneth Arsenaault	75	6	8%	7	14	27	36%

Who's Hot - Charlottetown

Trainers (min. 5 starts)	Starts	Win	Win %	Plc	Shw	WPS	WPS %
Chris Mackay	11	4	36%	1	2	7	64%
Mary Macdonald	12	4	33%	2	0	6	50%
Tom Weatherbie	38	11	29%	4	3	18	47%
Jonah Moose	18	5	28%	3	1	9	50%
Michelle Myers	8	2	25%	1	0	3	38%
Raymond White	8	2	25%	0	0	2	25%
Jeff Holmes	8	2	25%	0	1	3	38%
Marc Campbell	52	12	23%	5	10	27	52%
Gilles Barrieau	23	5	22%	4	4	13	57%
Daniel Romo	9	2	22%	1	0	3	33%

Who's Not - Charlottetown

Drivers (min. 10 starts)	Starts	Win	Win %	Plc	Shw	WPS	WPS %
Myles Heffernan	33	0	0%	3	0	3	9%
Dave Kelly	12	0	0%	2	1	3	25%
Gordon Hennessey	11	0	0%	0	1	1	9%
Dale Spence	37	1	3%	4	4	9	24%
Jason Hughes	109	4	4%	12	13	29	27%
Kenneth Arsenaault	75	6	8%	7	14	27	36%
Steven Shepherd	24	2	8%	4	3	9	38%
Donald Mac Neill	12	1	8%	1	1	3	25%
James Ripley	12	1	8%	1	0	2	17%
Ken Murphy	61	6	10%	5	7	18	30%

Who's Not - Charlottetown

Trainers (min. 5 starts)	Starts	Win	Win %	Plc	Shw	WPS	WPS %
Myles Heffernan	14	0	0%	3	0	3	21%
Dave Kelly	12	0	0%	2	1	3	25%
Mark Bradley	11	0	0%	1	0	1	9%
Jaycob Sweet	9	0	0%	2	1	3	33%
S Ford	8	0	0%	1	0	1	13%
Randy Van Meer	8	0	0%	3	2	5	63%
Ralph Annear	8	0	0%	2	2	4	50%
Michael Gallant	7	0	0%	1	2	3	43%
Stacey Lund	7	0	0%	1	2	3	43%
Philip Desroches	7	0	0%	0	1	1	14%



DAYTON - WHO'S HOT & WHO'S NOT

Who's Hot - Dayton

Drivers (min. 10 starts)	Starts	Win	Win %	Plc	Shw	WPS	WPS %
Daniel Noble	49	11	22%	4	3	18	37%
Brett Miller	155	22	14%	29	17	68	44%
Chris Page	76	10	13%	8	6	24	32%
Jeremy Smith	129	15	12%	21	19	55	43%
Joshua Sutton	125	15	12%	14	12	41	33%
Trevor Smith	122	12	10%	14	13	39	32%
Tyler Smith	101	10	10%	7	12	29	29%
Austin Hanners	30	3	10%	1	1	5	17%
Kayne Kauffman	95	9	9%	3	7	19	20%
Shawn Barker II	81	7	9%	9	4	20	25%

Who's Hot - Dayton

Trainers (min. 5 starts)	Starts	Win	Win %	Plc	Shw	WPS	WPS %
Ryan Bellamy	5	2	40%	0	0	2	40%
Mark Gillenwater	8	3	38%	0	1	4	50%
Hugh Beatty	6	2	33%	0	1	3	50%
Edwin Bibler	6	2	33%	0	0	2	33%
Charles Stewart	13	4	31%	1	1	6	46%
Kenneth Rucker	20	6	30%	3	4	13	65%
Andrew Carlo	7	2	29%	1	1	4	57%
Christi Noble	25	7	28%	4	3	14	56%
Virgil Morgan Jr	41	10	24%	5	4	19	46%
Peter Redder	17	4	24%	5	2	11	65%

Who's Not - Dayton

Drivers (min. 10 starts)	Starts	Win	Win %	Plc	Shw	WPS	WPS %
Jason Beattie	30	0	0%	4	0	4	13%
Tylor Lough	19	0	0%	0	1	1	5%
Brady Galliers	48	1	2%	3	5	9	19%
Chris Presley	48	2	4%	1	6	9	19%
Cameron McCown	59	3	5%	1	4	8	14%
Alexander Hawk	16	1	6%	0	1	2	13%
Randy Tharps	27	2	7%	1	2	5	19%
Kyle Ater	26	2	8%	2	1	5	19%
Patrick Melloy Jr	12	1	8%	1	1	3	25%
Kayne Kauffman	95	9	9%	3	7	19	20%

Who's Not - Dayton

Trainers (min. 5 starts)	Starts	Win	Win %	Plc	Shw	WPS	WPS %
Robert Phillips	17	0	0%	1	1	2	12%
Patricia Brewer	16	0	0%	0	3	3	19%
Christopher Beaver	14	0	0%	2	1	3	21%
Christopher Short	14	0	0%	2	1	3	21%
David Lough	14	0	0%	0	1	1	7%
Todd Luther	14	0	0%	0	1	1	7%
Jeffrey Brewer	12	0	0%	0	2	2	17%
Art Gillum Jr	11	0	0%	0	1	1	9%
Deborah Swartz	9	0	0%	1	2	3	33%
Sean Smithpeters	9	0	0%	1	2	3	33%

Harness Racing Update - Who's Hot & Who's Not

Last 10 race cards | Stats as of 2020-10-06 | Sorted by win percentage



FLAMBORO - WHO'S HOT & WHO'S NOT

Who's Hot - Flamboro

Drivers (min. 10 starts)	Starts	Win	Win %	Plc	Shw	WPS	WPS %
Ed Hensley	15	6	40%	1	3	10	67%
Douglas Mcnair	12	4	33%	1	1	6	50%
Tyler Moore	35	7	20%	4	2	13	37%
Travis Henry	41	6	15%	5	6	17	41%
Jean Plante	40	6	15%	7	10	23	57%
Brett Macdonald	80	11	14%	8	6	25	31%
J Bradley Harris	36	5	14%	5	4	14	39%
Travis Cullen	49	6	12%	5	4	15	31%
Austin Sorrie	47	5	11%	4	4	13	28%
Nicholas Steward	21	2	10%	3	4	9	43%

Who's Hot - Flamboro

Trainers (min. 5 starts)	Starts	Win	Win %	Plc	Shw	WPS	WPS %
Ashleigh Hensley	5	3	60%	0	0	3	60%
Jason Mitchell	5	2	40%	0	1	3	60%
Victor Puddy	7	2	29%	1	1	4	57%
Lyle Macarthur	8	2	25%	0	0	2	25%
Carmen Auciello	8	2	25%	0	0	2	25%
Patrick Shepherd	17	4	24%	2	4	10	59%
Joe Pereira	13	3	23%	3	0	6	46%
Richard Moreau	23	5	22%	3	0	8	35%
Garry Macdonald	9	2	22%	1	0	3	33%
Richard Lareau	5	1	20%	0	1	2	40%

Who's Not - Flamboro

Drivers (min. 10 starts)	Starts	Win	Win %	Plc	Shw	WPS	WPS %
Ryan Desroche	11	0	0%	0	1	1	9%
Trevor Henry	10	0	0%	1	3	4	40%
Robert Shepherd	20	1	5%	3	1	5	25%
Paul Mackenzie	67	4	6%	6	9	19	28%
Anthony Haughan	47	3	6%	9	2	14	30%
Jason Ryan	60	4	7%	3	10	17	28%
Aaron Byron	15	1	7%	1	1	3	20%
Colin Kelly	39	3	8%	3	5	11	28%
Daryl Thiessen	25	2	8%	0	4	6	24%
Drew Neill	12	1	8%	0	1	2	17%

Who's Not - Flamboro

Trainers (min. 5 starts)	Starts	Win	Win %	Plc	Shw	WPS	WPS %
David Daigneault	11	0	0%	1	1	2	18%
Kenneth Oliver	11	0	0%	2	1	3	27%
Mark Goddard	10	0	0%	0	2	2	20%
Dolores Basilone	8	0	0%	1	0	1	13%
Gary Kingshott	7	0	0%	0	0	0	0%
Dale Heard	7	0	0%	0	1	1	14%
Lacey McCabe	7	0	0%	0	1	1	14%
Anthony Beaton	7	0	0%	2	0	2	29%
Courtney Robson	7	0	0%	0	0	0	0%
John Bax	6	0	0%	1	1	2	33%



FREEHOLD - WHO'S HOT & WHO'S NOT

Who's Hot - Freehold

Drivers (min. 10 starts)	Starts	Win	Win %	Plc	Shw	WPS	WPS %
Joseph Bongiorno	16	8	50%	3	0	11	69%
Ray Baynes	14	4	29%	4	2	10	71%
Todd McCarthy	12	3	25%	1	0	4	33%
Daniel Dube	41	10	24%	7	1	18	44%
Patrick Berry	26	6	23%	4	1	11	42%
George Brennan	34	7	21%	6	2	15	44%
Austin Siegelman	88	17	19%	17	15	49	56%
James Marohn Jr	37	7	19%	6	5	18	49%
Patrick Lachance	18	3	17%	1	3	7	39%
Vincent Ginsburg	76	10	13%	4	12	26	34%

Who's Hot - Freehold

Trainers (min. 5 starts)	Starts	Win	Win %	Plc	Shw	WPS	WPS %
Traci Berry	5	4	80%	0	0	4	80%
Thomas Corelli	7	5	71%	0	1	6	86%
Kenneth Tisa	5	3	60%	0	1	4	80%
Brett Pelling	5	3	60%	1	0	4	80%
Jennifer Bongiorno	9	5	56%	0	0	5	56%
Julius Czernmann Jr	5	2	40%	0	1	3	60%
William Mackenzie	25	9	36%	2	4	15	60%
Newton Sheridan	6	2	33%	1	1	4	67%
Ake Svanstedt	13	4	31%	3	2	9	69%
Thomas Fanning	14	4	29%	1	0	5	36%

Who's Not - Freehold

Drivers (min. 10 starts)	Starts	Win	Win %	Plc	Shw	WPS	WPS %
Chase Vandervort	14	0	0%	1	3	4	29%
Joe Hanney	35	1	3%	6	4	11	31%
Stephen Smith	72	6	8%	7	8	21	29%
James Marshall Iii	65	5	8%	6	5	16	25%
Mitchell Cushing	39	3	8%	7	9	19	49%
Troy Beyer	11	1	9%	4	0	5	45%
James Marshall Iv	11	1	9%	0	1	2	18%
Jason Bartlett	34	4	12%	3	10	17	50%
Vincent Ginsburg	76	10	13%	4	12	26	34%
Eric Abbatiello	71	9	13%	5	12	26	37%

Who's Not - Freehold

Trainers (min. 5 starts)	Starts	Win	Win %	Plc	Shw	WPS	WPS %
Laurie Molnar	16	0	0%	1	0	1	6%
Mark Infante	10	0	0%	2	1	3	30%
Andrew Harris	10	0	0%	4	2	6	60%
Douglas Dilloian Jr	10	0	0%	2	3	5	50%
Tony Alagna	9	0	0%	1	4	5	56%
Thomas Lail	9	0	0%	2	3	5	56%
Karen Garland	7	0	0%	1	1	2	29%
Philip Jasper	7	0	0%	1	4	5	71%
Eric Abbatiello	6	0	0%	1	0	1	17%
Alfredo Collazo	6	0	0%	0	0	0	0%

Harness Racing Update - Who's Hot & Who's Not

Last 10 race cards | Stats as of 2020-10-06 | Sorted by win percentage

HARRINGTON - WHO'S HOT & WHO'S NOT

Who's Hot - Harrington

Drivers (min. 10 starts)	Starts	Win	Win %	Plc	Shw	WPS	WPS %
Carlo Polisenio	10	3	30%	0	0	3	30%
Montrell Teague	103	19	18%	13	12	44	43%
Anthony Morgan	73	13	18%	9	6	28	38%
James Morand	11	2	18%	0	2	4	36%
Victor Kirby	78	12	15%	10	5	27	35%
Arthur Stafford Jr	104	15	14%	14	9	38	37%
Allan Davis	107	14	13%	12	8	34	32%
Howard Davis Jr	16	2	13%	2	3	7	44%
Barton Dalious	19	2	11%	0	1	3	16%
Patrick Berry	69	7	10%	10	9	26	38%

Who's Hot - Harrington

Trainers (min. 5 starts)	Starts	Win	Win %	Plc	Shw	WPS	WPS %
Donald Wiest	7	3	43%	0	1	4	57%
Dylan Davis	5	2	40%	0	0	2	40%
Donald Brittingham	6	2	33%	0	1	3	50%
William Bright	6	2	33%	0	0	2	33%
Michael Hall	16	5	31%	1	3	9	56%
James King Jr	42	12	29%	4	2	18	43%
Carlo Polisenio	14	4	29%	1	1	6	43%
Andrew Stafford	14	4	29%	2	1	7	50%
Arthur Stafford Jr	16	4	25%	3	1	8	50%
Kevin Switzer	8	2	25%	0	0	2	25%

Who's Not - Harrington

Drivers (min. 10 starts)	Starts	Win	Win %	Plc	Shw	WPS	WPS %
Sean Bier	16	0	0%	2	4	6	38%
Roger Plante Jr	11	0	0%	1	2	3	27%
Michael Cole	80	2	3%	5	7	14	18%
Vincent Copeland	17	1	6%	2	0	3	18%
Tyler Davis	17	1	6%	3	1	5	29%
Jonathan Roberts	46	3	7%	4	5	12	26%
Kimothy Vincent	14	1	7%	1	0	2	14%
Russell Foster	102	8	8%	10	18	36	35%
Ross Wolfenden	61	5	8%	6	8	19	31%
Corey Callahan	39	3	8%	5	7	15	38%

Who's Not - Harrington

Trainers (min. 5 starts)	Starts	Win	Win %	Plc	Shw	WPS	WPS %
John Wilkerson	21	0	0%	2	0	2	10%
Jason Skinner	18	0	0%	2	1	3	17%
Jason Johnson	16	0	0%	0	2	2	13%
John Rinnier	14	0	0%	1	1	2	14%
Brian Wright	13	0	0%	2	1	3	23%
Paul Davis Jr	11	0	0%	1	1	2	18%
William Dalious	10	0	0%	1	1	2	20%
Jeffery Clark	10	0	0%	1	2	3	30%
Virginia Louthan	9	0	0%	1	0	1	11%
Eric Foster	8	0	0%	0	0	0	0%

HIPPODROME 3R - WHO'S HOT & WHO'S NOT

Who's Hot - Hippodrome 3R

Drivers (min. 10 starts)	Starts	Win	Win %	Plc	Shw	WPS	WPS %
Pierre-Luc Roy	43	15	35%	1	6	22	51%
Louis Roy	21	7	33%	4	1	12	57%
Stephane Brosseau	61	15	25%	8	11	34	56%
Steven Gagnon	11	2	18%	0	1	3	27%
Pascal Berube	65	10	15%	14	7	31	48%
Francis Picard	53	7	13%	6	7	20	38%
Steeven Genois	66	8	12%	7	5	20	30%
David Pilon	28	3	11%	3	1	7	25%
Denis Audet	10	1	10%	2	0	3	30%
Stephane Gendron	67	6	9%	12	11	29	43%

Who's Hot - Hippodrome 3R

Trainers (min. 5 starts)	Starts	Win	Win %	Plc	Shw	WPS	WPS %
Denitza Petrova	14	6	43%	0	2	8	57%
Andre Denault	8	3	38%	2	0	5	63%
Marc Lemay	9	3	33%	0	2	5	56%
Lyne Asselin	9	3	33%	0	2	5	56%
Claude Beausoleil	6	2	33%	1	1	4	67%
Dany Mainguy	6	2	33%	1	1	4	67%
Gilles Boucher	6	2	33%	0	1	3	50%
Francis Richard	47	15	32%	6	2	23	49%
Gilles Gendron	7	2	29%	3	0	5	71%
Dany Fontaine	12	3	25%	2	0	5	42%

Who's Not - Hippodrome 3R

Drivers (min. 10 starts)	Starts	Win	Win %	Plc	Shw	WPS	WPS %
Sylvain Fontaine	17	0	0%	1	0	1	6%
Sylvain Lacaille	28	1	4%	1	4	6	21%
Jocelyn Gendron	42	2	5%	3	4	9	21%
Carol Voyer	22	1	5%	3	5	9	41%
Simon Delisle	20	1	5%	3	2	6	30%
Daniel Laflamme	19	1	5%	1	1	3	16%
Alain Fillon	17	1	6%	1	4	6	35%
Samuel Fillon	54	4	7%	10	6	20	37%
Jonathan Lachance	13	1	8%	2	3	6	46%
Stephane Gendron	67	6	9%	12	11	29	43%

Who's Not - Hippodrome 3R

Trainers (min. 5 starts)	Starts	Win	Win %	Plc	Shw	WPS	WPS %
Melanie Boulianne	18	0	0%	0	1	1	6%
Sylvain Fontaine	17	0	0%	1	0	1	6%
Jean Lord	14	0	0%	0	0	0	0%
Andre Champagne	12	0	0%	1	1	2	17%
Rejean Page	10	0	0%	2	2	4	40%
Germain Chabot	10	0	0%	1	0	1	10%
Michel Audet	10	0	0%	2	0	2	20%
Serge Houde	9	0	0%	3	2	5	56%
Marc Lacoursiere	9	0	0%	2	0	2	22%
Sylvain Gagnon	9	0	0%	2	1	3	33%

Harness Racing Update - Who's Hot & Who's Not

Last 10 race cards | Stats as of 2020-10-06 | Sorted by win percentage

HARRAH'S HOOSIER PARK - WHO'S HOT & WHO'S NOT

Who's Hot - Harrah's Hoosier Park

Drivers (min. 10 starts)	Starts	Win	Win %	Plc	Shw	WPS	WPS %
David Miller	12	5	42%	1	0	6	50%
Dexter Dunn	12	3	25%	0	0	3	25%
Trace Tetrick	148	27	18%	17	18	62	42%
Kyle Wilfong	27	4	15%	2	1	7	26%
Robert Taylor	36	5	14%	5	2	12	33%
Samuel Widger	131	17	13%	12	14	43	33%
James Yoder	40	5	13%	2	6	13	33%
John De Long	106	13	12%	6	12	31	29%
Andy Shetler	26	3	12%	3	1	7	27%
Dan Shetler Jr	21	2	10%	1	1	4	19%

Who's Hot - Harrah's Hoosier Park

Trainers (min. 5 starts)	Starts	Win	Win %	Plc	Shw	WPS	WPS %
Krista Harmon	5	2	40%	0	0	2	40%
Christopher Beaver	6	2	33%	0	0	2	33%
Daryl Bontrager	6	2	33%	0	0	2	33%
Charles Stewart	7	2	29%	2	0	4	57%
Brett Selby	8	2	25%	0	1	3	38%
Scott George	22	5	23%	2	5	12	55%
Ernest Gaskin	13	3	23%	0	1	4	31%
Brett Wilfong	15	3	20%	1	1	5	33%
Terry Haimes	10	2	20%	1	1	4	40%
Michael Peterson	5	1	20%	1	0	2	40%

Who's Not - Harrah's Hoosier Park

Drivers (min. 10 starts)	Starts	Win	Win %	Plc	Shw	WPS	WPS %
Jordan Ross	26	0	0%	2	2	4	15%
Alexander Udell	24	0	0%	0	8	8	33%
Donald Eash	23	0	0%	2	3	5	22%
Douglas Rideout	19	0	0%	0	0	0	0%
Matthew Krueger	19	0	0%	1	3	4	21%
Charles Conrad	14	0	0%	1	2	3	21%
Jared Seekman	12	0	0%	1	0	1	8%
Bradley Ferguson	12	0	0%	0	1	1	8%
Verlin Yoder	11	0	0%	3	2	5	45%
Dale Hiteman	38	1	3%	1	1	3	8%

Who's Not - Harrah's Hoosier Park

Trainers (min. 5 starts)	Starts	Win	Win %	Plc	Shw	WPS	WPS %
Joseph Seekman	18	0	0%	2	1	3	17%
Jack Myers	18	0	0%	0	7	7	39%
Mike Hollenback	18	0	0%	1	3	4	22%
Douglas Rideout	17	0	0%	0	0	0	0%
Hector Herrera	14	0	0%	1	2	3	21%
Matthew Riggie	13	0	0%	0	1	1	8%
Karlee Roach	12	0	0%	1	0	1	8%
Charles Conrad	10	0	0%	0	1	1	10%
Randy Hatten	10	0	0%	0	1	1	10%
Verlin Yoder	9	0	0%	2	2	4	44%

MEADOWLANDS - WHO'S HOT & WHO'S NOT

Who's Hot - The Meadowlands

Drivers (min. 10 starts)	Starts	Win	Win %	Plc	Shw	WPS	WPS %
Yannick Gingras	13	4	31%	1	2	7	54%
Brian Sears	39	10	26%	6	3	19	49%
Jason Bartlett	12	3	25%	2	1	6	50%
Andrew McCarthy	25	5	20%	4	0	9	36%
Joseph Bongiorno	40	7	18%	4	3	14	35%
Dexter Dunn	71	12	17%	7	14	33	46%
Victor Kirby	36	6	17%	4	3	13	36%
Simon Allard	74	12	16%	6	10	28	38%
Todd McCarthy	68	11	16%	8	9	28	41%
Patrick Berry	31	4	13%	3	6	13	42%

Who's Hot - The Meadowlands

Trainers (min. 5 starts)	Starts	Win	Win %	Plc	Shw	WPS	WPS %
Terry Morgan	5	2	40%	1	0	3	60%
Jennifer Bongiorno	19	6	32%	3	1	10	53%
Anthony Regina	7	2	29%	0	1	3	43%
Vincent Stallworth	7	2	29%	1	0	3	43%
Mark Harder	15	4	27%	3	2	9	60%
Christopher Choate	8	2	25%	1	0	3	38%
Paul Stafford	8	2	25%	1	1	4	50%
Nancy Takter	26	6	23%	2	3	11	42%
Allie Reynolds	13	3	23%	4	0	7	54%
Tony Alagna	49	11	22%	7	7	25	51%

Who's Not - The Meadowlands

Drivers (min. 10 starts)	Starts	Win	Win %	Plc	Shw	WPS	WPS %
Ake Svanstedt	19	0	0%	5	2	7	37%
William Mann	12	0	0%	3	1	4	33%
Austin Siegelman	12	0	0%	0	4	4	33%
Mitchell Cushing	12	0	0%	2	1	3	25%
Jordan Stratton	11	0	0%	1	0	1	9%
Joe Hanney	11	0	0%	1	1	2	18%
Shaun Vallee	10	0	0%	1	3	4	40%
Mattias Melander	10	0	0%	1	0	1	10%
Vincent Ginsburg	39	1	3%	1	1	3	8%
Daniel Dube	37	2	5%	6	4	12	32%

Who's Not - The Meadowlands

Trainers (min. 5 starts)	Starts	Win	Win %	Plc	Shw	WPS	WPS %
Shaun Vallee	16	0	0%	1	4	5	31%
Julie Miller	10	0	0%	3	3	6	60%
William Mann	9	0	0%	1	1	2	22%
Travis Kolaczynski	9	0	0%	1	1	2	22%
Michael Annunziata	9	0	0%	1	1	2	22%
John Butenschoen	8	0	0%	1	0	1	13%
Jake Huff	8	0	0%	0	1	1	13%
Jordan Derue	8	0	0%	0	0	0	0%
Danielle Dacruz	8	0	0%	0	1	1	13%
Mark Ford	7	0	0%	1	0	1	14%

Harness Racing Update - Who's Hot & Who's Not

Last 10 race cards | Stats as of 2020-10-06 | Sorted by win percentage



THE MEADOWS - WHO'S HOT & WHO'S NOT

Who's Hot - The Meadows

Drivers (min. 10 starts)	Starts	Win	Win %	Plc	Shw	WPS	WPS %
Dan Rawlings	128	21	16%	9	12	42	33%
Aaron Merriman	85	14	16%	6	13	33	39%
David Palone	110	17	15%	20	6	43	39%
W Wilder	53	7	13%	8	6	21	40%
Ronnie Wrenn Jr	17	2	12%	0	0	2	12%
Anthony Macdonald	28	3	11%	6	4	13	46%
James Pantaleano	135	13	10%	13	16	42	31%
Christopher Shaw	129	11	9%	11	13	35	27%
Brady Brown	124	11	9%	10	12	33	27%
Shawn Johnston	11	1	9%	0	0	1	9%

Who's Hot - The Meadows

Trainers (min. 5 starts)	Starts	Win	Win %	Plc	Shw	WPS	WPS %
Christopher Beaver	6	4	67%	1	0	5	83%
Bill Rhoades	9	3	33%	2	0	5	56%
William Daugherty Jr	11	3	27%	0	1	4	36%
Ronald Burke	71	14	20%	11	8	33	46%
Kris Hite	10	2	20%	3	0	5	50%
Zach Tackett	10	2	20%	2	2	6	60%
Jamie Coffy	5	1	20%	1	1	3	60%
Steven Owens	5	1	20%	0	0	1	20%
Jack Smith	16	3	19%	0	2	5	31%
Richard Perfido	17	3	18%	2	1	6	35%

Who's Not - The Meadows

Drivers (min. 10 starts)	Starts	Win	Win %	Plc	Shw	WPS	WPS %
Bryce Brocklehurst	27	0	0%	3	1	4	15%
Brian Zandt	58	2	3%	4	8	14	24%
Ridge Warren	81	3	4%	3	12	18	22%
Jeremy Indof	71	3	4%	4	4	11	15%
Wilbur Yoder	43	2	5%	5	1	8	19%
Tony Hall	145	12	8%	21	10	43	30%
Daniel Charlino	13	1	8%	0	1	2	15%
Christopher Shaw	129	11	9%	11	13	35	27%
Brady Brown	124	11	9%	10	12	33	27%
Shawn Johnston	11	1	9%	0	0	1	9%

Who's Not - The Meadows

Trainers (min. 5 starts)	Starts	Win	Win %	Plc	Shw	WPS	WPS %
Richard Gillock	18	0	0%	5	0	5	28%
Norm Parker	13	0	0%	1	4	5	38%
William Provost	13	0	0%	0	1	1	8%
Todd Keith	12	0	0%	1	1	2	17%
David Zito	12	0	0%	2	0	2	17%
Daniel Walski	12	0	0%	2	0	2	17%
Nicholas Kozar	12	0	0%	1	0	1	8%
Karen Fread	12	0	0%	1	0	1	8%
Nathan Bresnahan	12	0	0%	2	1	3	25%
Neil Balcerak	12	0	0%	2	0	2	17%



MOHAWK PARK - WHO'S HOT & WHO'S NOT

Who's Hot - Mohawk Park

Drivers (min. 10 starts)	Starts	Win	Win %	Plc	Shw	WPS	WPS %
Yannick Gingras	15	3	20%	1	1	5	33%
Ed Hensley	11	2	18%	3	1	6	55%
Sylvain Filion	109	19	17%	10	10	39	36%
J Harris	18	3	17%	2	1	6	33%
Trevor Henry	98	16	16%	8	18	42	43%
Jody Jamieson	84	12	14%	4	10	26	31%
Michael Saftic	14	2	14%	1	1	4	29%
James Macdonald	97	13	13%	13	11	37	38%
Louis Roy	82	11	13%	11	3	25	30%
Andrew McCarthy	10	1	10%	0	3	4	40%

Who's Hot - Mohawk Park

Trainers (min. 5 starts)	Starts	Win	Win %	Plc	Shw	WPS	WPS %
Anthony Montini	5	4	80%	1	0	5	100%
Shayne Barrington	6	3	50%	1	1	5	83%
Amanda Fine	5	2	40%	0	1	3	60%
Teesha Symes	9	3	33%	1	2	6	67%
Benjamin Wallace	7	2	29%	0	0	2	29%
Harry Poulton	8	2	25%	0	0	2	25%
Dany Fontaine	8	2	25%	1	0	3	38%
Benoit Baillargeon	37	9	24%	5	2	16	43%
Nick Gallucci	23	5	22%	1	3	9	39%
Martin Lachance	9	2	22%	1	3	6	67%

Who's Not - Mohawk Park

Drivers (min. 10 starts)	Starts	Win	Win %	Plc	Shw	WPS	WPS %
Richard Zeron	19	0	0%	1	2	3	16%
Michael Whelan	10	0	0%	1	1	2	20%
Scott Young	41	1	2%	3	5	9	22%
Phillippe Hudon	31	1	3%	1	4	6	19%
Chris Christoforou	54	2	4%	3	8	13	24%
Robert Shepherd	24	1	4%	1	0	2	8%
Douglas Mcnair	97	5	5%	19	4	28	29%
Paul Macdonell	21	1	5%	3	0	4	19%
Travis Cullen	14	1	7%	4	3	8	57%
Jonathan Drury	80	6	8%	6	4	16	20%

Who's Not - Mohawk Park

Trainers (min. 5 starts)	Starts	Win	Win %	Plc	Shw	WPS	WPS %
Gregg Mcnair	25	0	0%	8	2	10	40%
Victor Puddy	12	0	0%	0	1	1	8%
Herbert Holland	11	0	0%	2	1	3	27%
Jean Tourigny	11	0	0%	1	0	1	9%
Luc Blais	11	0	0%	3	3	6	55%
John Bax	10	0	0%	1	1	2	20%
Dagfin Henriksen	10	0	0%	0	2	2	20%
Taylor Fritz	9	0	0%	1	0	1	11%
Mark Goddard	9	0	0%	0	0	0	0%
Dominic Gladu	8	0	0%	1	0	1	13%

Harness Racing Update - Who's Hot & Who's Not

Last 10 race cards | Stats as of 2020-10-06 | Sorted by win percentage

NORTHFIELD PARK - WHO'S HOT & WHO'S NOT

Who's Hot - Northfield Park

Drivers (min. 10 starts)	Starts	Win	Win %	Plc	Shw	WPS	WPS %
Aaron Merriman	142	26	18%	19	16	61	43%
Dan Rawlings	12	2	17%	0	2	4	33%
Ronnie Wrenn Jr	109	16	15%	14	11	41	38%
Brett Miller	13	2	15%	2	3	7	54%
Christopher Lems	124	16	13%	16	11	43	35%
Samuel Schillaci	16	2	13%	0	3	5	31%
Nick Clegg	34	4	12%	2	7	13	38%
Kurt Sugg	114	12	11%	14	17	43	38%
Hunter Myers	150	15	10%	6	13	34	23%
Timothy Deaton	10	1	10%	0	0	1	10%

Who's Hot - Northfield Park

Trainers (min. 5 starts)	Starts	Win	Win %	Plc	Shw	WPS	WPS %
Lonnie Graber	8	4	50%	0	1	5	63%
Nick Clegg	7	3	43%	0	1	4	57%
Darrell Rush	8	2	25%	0	1	3	38%
Jimmy Smith	8	2	25%	1	2	5	63%
Marion Chupp	33	7	21%	2	1	10	30%
Jim Pollock Jr	5	1	20%	0	0	1	20%
Virgil Morgan Jr	5	1	20%	1	0	2	40%
Jeffery Shroyer	5	1	20%	0	0	1	20%
Sean Mapes	5	1	20%	0	0	1	20%
John Oliverio	21	4	19%	2	3	9	43%

Who's Not - Northfield Park

Drivers (min. 10 starts)	Starts	Win	Win %	Plc	Shw	WPS	WPS %
Jason Thompson	71	0	0%	4	5	9	13%
Brady Brown	11	0	0%	2	0	2	18%
Justin Irvine	10	0	0%	0	0	0	0%
Chris Carrubba Jr	10	0	0%	0	0	0	0%
Luke Ebersole	95	3	3%	6	8	17	18%
Ryan Stahl	115	5	4%	9	8	22	19%
Patrick Beeler	19	1	5%	2	0	3	16%
Donald Irvine Jr	17	1	6%	1	1	3	18%
Thomas Tharps Jr	73	5	7%	6	7	18	25%
Keith Kash Jr	104	8	8%	13	14	35	34%

Who's Not - Northfield Park

Trainers (min. 5 starts)	Starts	Win	Win %	Plc	Shw	WPS	WPS %
Calvin Hollar	18	0	0%	2	0	2	11%
Edward Miller	16	0	0%	4	2	6	38%
Raymond Farmer	15	0	0%	0	2	2	13%
Betty Clegg	15	0	0%	1	5	6	40%
John Wengard	14	0	0%	2	2	4	29%
Mark Sundstrom	14	0	0%	1	2	3	21%
Thomas Hall	14	0	0%	1	2	3	21%
Diane Hudson	14	0	0%	0	1	1	7%
Larry Clabaugh	13	0	0%	0	1	1	8%
Crist Hershberger	12	0	0%	0	2	2	17%

HARRAH'S PHILADELPHIA - WHO'S HOT & WHO'S NOT

Who's Hot - Harrah's Philadelphia

Drivers (min. 10 starts)	Starts	Win	Win %	Plc	Shw	WPS	WPS %
Tim Tetrack	63	16	25%	9	12	37	59%
George Napolitano Jr	140	33	24%	24	11	68	49%
David Miller	30	5	17%	6	3	14	47%
Daniel Dube	45	7	16%	3	6	16	36%
Vincent Ginsburg	22	3	14%	0	0	3	14%
Simon Allard	126	15	12%	8	18	41	33%
Todd McCarthy	90	10	11%	12	12	34	38%
George Brennan	64	7	11%	12	7	26	41%
Anthony Morgan	84	8	10%	11	11	30	36%
Mark Macdonald	11	1	9%	2	1	4	36%

Who's Hot - Harrah's Philadelphia

Trainers (min. 5 starts)	Starts	Win	Win %	Plc	Shw	WPS	WPS %
Andrew Harris	21	11	52%	2	1	14	67%
Thomas Fanning	7	3	43%	0	0	3	43%
Julie Miller	7	3	43%	1	1	5	71%
Jeffrey Gregory	5	2	40%	1	0	3	60%
Joshua Green	8	3	38%	2	0	5	63%
James Campbell	6	2	33%	0	0	2	33%
Luis Pena	13	4	31%	0	1	5	38%
Mark Akins	10	3	30%	1	0	4	40%
Noel Daley	14	4	29%	1	0	5	36%
Paul Fusco	7	2	29%	0	1	3	43%

Who's Not - Harrah's Philadelphia

Drivers (min. 10 starts)	Starts	Win	Win %	Plc	Shw	WPS	WPS %
Allan Davis	26	0	0%	0	0	0	0%
Montrell Teague	26	0	0%	4	5	9	35%
Troy Beyer	19	0	0%	0	4	4	21%
Andrew McCarthy	16	0	0%	0	0	0	0%
Anthony Napolitano	12	0	0%	0	0	0	0%
Russell Foster	12	0	0%	0	1	1	8%
Michael Cole	10	0	0%	0	0	0	0%
Victor Kirby	56	1	2%	3	9	13	23%
Arthur Stafford Jr	40	1	3%	3	7	11	28%
Marcus Miller	85	5	6%	11	6	22	26%

Who's Not - Harrah's Philadelphia

Trainers (min. 5 starts)	Starts	Win	Win %	Plc	Shw	WPS	WPS %
Jacob Hartline	15	0	0%	0	1	1	7%
John Butenschoen	15	0	0%	2	1	3	20%
Joseph Columbo	14	0	0%	0	2	2	14%
Steven Cook	12	0	0%	1	0	1	8%
Mark Harder	11	0	0%	2	1	3	27%
Justin Lebo	11	0	0%	0	0	0	0%
Richard Johnson	10	0	0%	1	0	1	10%
Ronald Coyne Jr	10	0	0%	0	3	3	30%
Joseph Pavia Jr	9	0	0%	1	1	2	22%
Ervin Miller	8	0	0%	0	1	1	13%

Harness Racing Update - Who's Hot & Who's Not

Last 10 race cards | Stats as of 2020-10-06 | Sorted by win percentage

PLAINRIDGE - WHO'S HOT & WHO'S NOT

Who's Hot - Plainridge

Drivers (min. 10 starts)	Starts	Win	Win %	Plc	Shw	WPS	WPS %
Scott Zeron	11	5	45%	3	2	10	91%
Shawn Gray	73	25	34%	13	10	48	66%
Andrew Monti	85	16	19%	9	10	35	41%
Bruce Ranger	80	14	18%	15	11	40	50%
Michael Stevenson	23	4	17%	5	2	11	48%
Kevin Switzer Jr	62	8	13%	7	6	21	34%
Mitchell Cushing	86	10	12%	15	14	39	45%
Ronald Cushing	28	3	11%	2	4	9	32%
Nicholas Graffam	46	4	9%	7	5	16	35%
James Hardy	35	3	9%	4	6	13	37%

Who's Hot - Plainridge

Trainers (min. 5 starts)	Starts	Win	Win %	Plc	Shw	WPS	WPS %
Andrew Adamczyk	5	2	40%	1	0	3	60%
Alicia Gray	11	4	36%	3	2	9	82%
George Ducharme	20	7	35%	3	1	11	55%
Domenico Cecere	15	5	33%	4	0	9	60%
Melissa Beckwith	12	4	33%	4	1	9	75%
Jimmy Nickerson	19	6	32%	2	1	9	47%
Arthur Brewer II	17	5	29%	0	4	9	53%
Sheena McElhiney	28	7	25%	3	7	17	61%
Jackie Greene	12	3	25%	1	0	4	33%
Kyle Spagnola	9	2	22%	2	0	4	44%

Who's Not - Plainridge

Drivers (min. 10 starts)	Starts	Win	Win %	Plc	Shw	WPS	WPS %
Jay Randall	21	0	0%	4	2	6	29%
Wallace Watson	17	0	0%	4	5	9	53%
Stephen Smith	15	0	0%	0	2	2	13%
Scott Renz	14	0	0%	1	2	3	21%
Joseph Di Stefano	14	0	0%	0	3	3	21%
Todd O'dea	12	0	0%	1	2	3	25%
Winston Campbell	34	1	3%	6	5	12	35%
Matthew Atheam	48	4	8%	3	4	11	23%
Nicholas Graffam	46	4	9%	7	5	16	35%
James Hardy	35	3	9%	4	6	13	37%

Who's Not - Plainridge

Trainers (min. 5 starts)	Starts	Win	Win %	Plc	Shw	WPS	WPS %
Randy Bickmore	21	0	0%	3	2	5	24%
Michael Graffam	18	0	0%	2	0	2	11%
Todd O'dea	17	0	0%	2	4	6	35%
Lisa Watson	15	0	0%	1	7	8	53%
Scott Renz	14	0	0%	1	2	3	21%
Bryant Sears	14	0	0%	0	2	2	14%
Michael Eaton	12	0	0%	1	4	5	42%
Dawn Anderson	11	0	0%	0	2	2	18%
Brewer Adams	9	0	0%	1	0	1	11%
Terrence Mc Gee	9	0	0%	1	1	2	22%

POCONO DOWNS - WHO'S HOT & WHO'S NOT

Who's Hot - Pocono Downs

Drivers (min. 10 starts)	Starts	Win	Win %	Plc	Shw	WPS	WPS %
George Napolitano Jr	106	29	27%	18	13	60	57%
Anthony Napolitano	145	29	20%	19	18	66	46%
Jordan Stratton	19	3	16%	0	2	5	26%
Marcus Miller	93	13	14%	7	15	35	38%
Matthew Kakaley	89	12	13%	9	13	34	38%
Todd McCarthy	17	2	12%	4	0	6	35%
Tyler Buter	140	14	10%	26	17	57	41%
Kevin Wallis	100	8	8%	5	9	22	22%
Jim Taggart Jr	24	2	8%	1	0	3	13%
Simon Allard	114	8	7%	22	15	45	39%

Who's Hot - Pocono Downs

Trainers (min. 5 starts)	Starts	Win	Win %	Plc	Shw	WPS	WPS %
John Mc Dermott	5	3	60%	1	0	4	80%
Marta Piotrow	7	4	57%	0	0	4	57%
Robert Bongiorno	5	2	40%	1	1	4	80%
Lucas Wallin	5	2	40%	0	1	3	60%
John Hallett	14	5	36%	2	2	9	64%
Timothy Lancaster	9	3	33%	0	0	3	33%
Edward Hart	6	2	33%	1	1	4	67%
Christopher Choate	6	2	33%	2	0	4	67%
Darren Taneyhill	28	9	32%	2	3	14	50%
Jennifer Bongiorno	10	3	30%	2	0	5	50%

Who's Not - Pocono Downs

Drivers (min. 10 starts)	Starts	Win	Win %	Plc	Shw	WPS	WPS %
Fernand Paquet Jr	26	0	0%	3	1	4	15%
John Kakaley	33	1	3%	2	2	5	15%
Thomas Jackson	104	4	4%	8	8	20	19%
James Marohn Jr	55	3	5%	2	9	14	25%
Michael Simons	82	5	6%	3	9	17	21%
Hunter Oakes	18	1	6%	4	1	6	33%
Simon Allard	114	8	7%	22	15	45	39%
Kevin Wallis	100	8	8%	5	9	22	22%
Jim Taggart Jr	24	2	8%	1	0	3	13%
Tyler Buter	140	14	10%	26	17	57	41%

Who's Not - Pocono Downs

Trainers (min. 5 starts)	Starts	Win	Win %	Plc	Shw	WPS	WPS %
Michael Simons	17	0	0%	0	0	0	0%
Jenny Melander	16	0	0%	1	2	3	19%
James Mc Guire	14	0	0%	1	1	2	14%
Janice Connor	11	0	0%	1	0	1	9%
John Mungillo	10	0	0%	0	3	3	30%
Luis Pena	10	0	0%	4	3	7	70%
Michael Russo	9	0	0%	0	0	0	0%
Paul Blumenfeld	9	0	0%	3	0	3	33%
Laurie Patistas	9	0	0%	1	2	3	33%
Daniel Renaud	9	0	0%	1	0	1	11%

Harness Racing Update - Who's Hot & Who's Not

Last 10 race cards | Stats as of 2020-10-06 | Sorted by win percentage

RED MILE - WHO'S HOT & WHO'S NOT

Who's Hot - Red Mile

Drivers (min. 10 starts)	Starts	Win	Win %	Plc	Shw	WPS	WPS %
Ake Svanstedt	12	4	33%	3	2	9	75%
Al Eferstein	11	3	27%	2	0	5	45%
Andy Miller	12	3	25%	4	0	7	58%
Yannick Gingras	29	7	24%	3	3	13	45%
David Miller	61	14	23%	11	10	35	57%
Dexter Dunn	69	14	20%	14	16	44	64%
Daniel Noble	10	2	20%	1	2	5	50%
Joseph Bongiorno	38	7	18%	5	8	20	53%
Tim Tetric	28	5	18%	2	4	11	39%
Scott Zeron	49	8	16%	7	5	20	41%

Who's Hot - Red Mile

Trainers (min. 5 starts)	Starts	Win	Win %	Plc	Shw	WPS	WPS %
Dean Eckley	7	5	71%	0	1	6	86%
Joseph Holloway	5	3	60%	0	0	3	60%
Julie Miller	5	3	60%	1	0	4	80%
Deborah Swartz	7	4	57%	1	1	6	86%
Gary Campbell	11	5	45%	1	1	7	64%
James Campbell	15	5	33%	1	0	6	40%
Donna Gilson-Eferstein	10	3	30%	1	0	4	40%
Jack Gray Jr	10	3	30%	1	1	5	50%
Donnicus Blackmon	7	2	29%	0	1	3	43%
Ake Svanstedt	18	5	28%	5	2	12	67%

Who's Not - Red Mile

Drivers (min. 10 starts)	Starts	Win	Win %	Plc	Shw	WPS	WPS %
Jamaal Denson	30	0	0%	2	1	3	10%
Roman Lopez	11	0	0%	3	0	3	27%
James Stiltner II	34	1	3%	5	3	9	26%
Randal Jerrell	30	1	3%	2	4	7	23%
Jeremy Bobbitt	26	1	4%	4	2	7	27%
Mark Macdonald	38	2	5%	5	3	10	26%
Andrew McCarthy	42	3	7%	6	3	12	29%
Matthew Krueger	44	4	9%	3	6	13	30%
Christopher Moore	11	1	9%	0	0	1	9%
Matthew Kakaley	19	2	11%	0	4	6	32%

Who's Not - Red Mile

Trainers (min. 5 starts)	Starts	Win	Win %	Plc	Shw	WPS	WPS %
James Stiltner II	23	0	0%	3	1	4	17%
Randal Jerrell	17	0	0%	1	3	4	24%
Jonas Czernyson	14	0	0%	1	2	3	21%
Christopher Beaver	14	0	0%	3	1	4	29%
Michael Oke	14	0	0%	3	1	4	29%
Roman Lopez	13	0	0%	3	0	3	23%
Jimmy Watson	12	0	0%	3	0	3	25%
Marvin Pryor	9	0	0%	2	2	4	44%
Jeffrey Cullipher	8	0	0%	1	0	1	13%
Robert Stewart	8	0	0%	1	3	4	50%

RUNNING ACES - WHO'S HOT & WHO'S NOT

Who's Hot - Running Aces

Drivers (min. 10 starts)	Starts	Win	Win %	Plc	Shw	WPS	WPS %
Jacob Cutting	63	17	27%	7	4	28	44%
Nick Roland	72	19	26%	19	6	44	61%
Richard Magee	68	12	18%	8	10	30	44%
Chris Scicluna	32	5	16%	3	6	14	44%
Lemoyne Svendsen	71	9	13%	9	12	30	42%
Braxten Boyd	43	5	12%	8	10	23	53%
Darrell Wright	27	3	11%	1	9	13	48%
Dean Magee	62	5	8%	9	7	21	34%
Timothy Maier	26	2	8%	0	5	7	27%
Brian Detgen	21	1	5%	3	5	9	43%

Who's Hot - Running Aces

Trainers (min. 5 starts)	Starts	Win	Win %	Plc	Shw	WPS	WPS %
Natalie Zabrzanski	6	3	50%	1	0	4	67%
Chris Scicluna	13	6	46%	3	2	11	85%
Mark Anderson	7	3	43%	0	2	5	71%
Edwin Quevedo	21	7	33%	3	2	12	57%
Jessica Johnson	46	10	22%	7	3	20	43%
Alexia Kehl	9	2	22%	1	2	5	56%
Kathleen Plested	35	7	20%	6	6	19	54%
Edward Hernandez	10	2	20%	1	2	5	50%
Ulf Holm-Johansen	5	1	20%	1	1	3	60%
Williams Hernandez	30	5	17%	4	7	16	53%

Who's Not - Running Aces

Drivers (min. 10 starts)	Starts	Win	Win %	Plc	Shw	WPS	WPS %
Gerald Longo	24	0	0%	4	3	7	29%
Brady Jensen	38	1	3%	10	7	18	47%
Brian Detgen	21	1	5%	3	5	9	43%
Dean Magee	62	5	8%	9	7	21	34%
Timothy Maier	26	2	8%	0	5	7	27%
Darrell Wright	27	3	11%	1	9	13	48%
Braxten Boyd	43	5	12%	8	10	23	53%
Lemoyne Svendsen	71	9	13%	9	12	30	42%
Chris Scicluna	32	5	16%	3	6	14	44%
Richard Magee	68	12	18%	8	10	30	44%

Who's Not - Running Aces

Trainers (min. 5 starts)	Starts	Win	Win %	Plc	Shw	WPS	WPS %
Quentin Schneider	12	0	0%	0	2	2	17%
Gene Miller	9	0	0%	4	0	4	44%
Dale Lagerquist	9	0	0%	0	3	3	33%
Marco Rios	8	0	0%	0	1	1	13%
Brady Jensen	17	1	6%	7	3	11	65%
Richard Bertrand	52	4	8%	11	6	21	40%
Brett Ballinger	13	1	8%	1	2	4	31%
Brandon Jensen	13	1	8%	1	1	3	23%
Katrina Horvat	13	1	8%	0	4	5	38%
Robert Lems	12	1	8%	1	5	7	58%

Harness Racing Update - Who's Hot & Who's Not

Last 10 race cards | Stats as of 2020-10-06 | Sorted by win percentage

SARATOGA - WHO'S HOT & WHO'S NOT

Who's Hot - Saratoga

Drivers (min. 10 starts)	Starts	Win	Win %	Plc	Shw	WPS	WPS %
Tyler Buter	10	3	30%	2	3	8	80%
Jason Bartlett	15	4	27%	1	3	8	53%
John Macdonald	15	4	27%	3	1	8	53%
Billy Dobson	122	30	25%	20	19	69	57%
Scott Mongeon	12	3	25%	1	2	6	50%
Matthew Kakaley	12	3	25%	1	3	7	58%
Mitchell Cushing	38	7	18%	4	1	12	32%
James Devaux	108	18	17%	11	15	44	41%
John Stark Jr	50	8	16%	7	8	23	46%
Alek Chartrand	40	6	15%	6	3	15	38%

Who's Hot - Saratoga

Trainers (min. 5 starts)	Starts	Win	Win %	Plc	Shw	WPS	WPS %
Andrew Byler	7	3	43%	0	0	3	43%
Monica Krist	20	8	40%	5	4	17	85%
Eve Bergeron	8	3	38%	0	0	3	38%
Brandy Wine	8	3	38%	3	0	6	75%
J Simser	17	6	35%	0	2	8	47%
Linda Flynn	9	3	33%	0	2	5	56%
David Dewhurst	6	2	33%	0	0	2	33%
John Stark Jr	22	6	27%	1	3	10	45%
Brian Walker	12	3	25%	1	1	5	42%
Maureen Salino	14	3	21%	2	3	8	57%

Who's Not - Saratoga

Drivers (min. 10 starts)	Starts	Win	Win %	Plc	Shw	WPS	WPS %
Claude Huckabone Jr	22	0	0%	0	2	2	9%
Mark Whitcroft	20	0	0%	2	1	3	15%
Steven Rybka	18	0	0%	2	1	3	17%
Chris Long	42	2	5%	2	4	8	19%
Jordan Derue	21	1	5%	4	0	5	24%
Brian Cross	93	6	6%	15	11	32	34%
Larry Stalbaum	83	5	6%	10	7	22	27%
Jay Randall	77	5	6%	10	10	25	32%
Daniel Cappello	35	2	6%	4	7	13	37%
Mark Beckwith	75	5	7%	4	6	15	20%

Who's Not - Saratoga

Trainers (min. 5 starts)	Starts	Win	Win %	Plc	Shw	WPS	WPS %
Paul Zabielski	17	0	0%	2	3	5	29%
John Roach	15	0	0%	0	3	3	20%
Claude Huckabone Jr	14	0	0%	0	2	2	14%
Chester Poole Jr	13	0	0%	1	4	5	38%
Glenn Raia	13	0	0%	0	0	0	0%
Cheryl Whitcroft	12	0	0%	2	0	2	17%
Phillip Fluet	10	0	0%	2	2	4	40%
Bertrand Belanger	9	0	0%	0	3	3	33%
Jody Weidman	9	0	0%	1	1	2	22%
Jim Martuscello	9	0	0%	0	2	2	22%

YONKERS - WHO'S HOT & WHO'S NOT

Who's Hot - Yonkers

Drivers (min. 10 starts)	Starts	Win	Win %	Plc	Shw	WPS	WPS %
George Brennan	106	19	18%	13	9	41	39%
Jordan Stratton	84	13	15%	7	9	29	35%
James Marohn Jr	98	14	14%	11	3	28	29%
Daniel Dube	88	11	13%	8	14	33	38%
Jason Bartlett	99	11	11%	15	15	41	41%
Brent Holland	99	8	8%	10	8	26	26%
Austin Siegelman	89	7	8%	12	8	27	30%
Patrick Lachance	28	2	7%	3	4	9	32%
Tyler Buter	78	1	1%	5	11	17	22%
Larry Stalbaum	18	0	0%	0	3	3	17%

Who's Hot - Yonkers

Trainers (min. 5 starts)	Starts	Win	Win %	Plc	Shw	WPS	WPS %
Deborah Daguett	6	3	50%	0	0	3	50%
Jeffrey Smith	5	2	40%	1	0	3	60%
Shane Tritton	14	5	36%	1	2	8	57%
Matias Ruiz	6	2	33%	1	0	3	50%
Douglas Dilloian Jr	6	2	33%	1	1	4	67%
Kenneth Koch	16	5	31%	2	4	11	69%
Scott Blackler	16	4	25%	1	0	5	31%
Daniel Renaud	8	2	25%	0	0	2	25%
Gilberto Garcia-Herrera	9	2	22%	1	1	4	44%
Scott Di Domenico	41	8	20%	3	5	16	39%

Who's Not - Yonkers

Drivers (min. 10 starts)	Starts	Win	Win %	Plc	Shw	WPS	WPS %
Larry Stalbaum	18	0	0%	0	3	3	17%
Mark Macdonald	14	0	0%	1	1	2	14%
Tyler Buter	78	1	1%	5	11	17	22%
Patrick Lachance	28	2	7%	3	4	9	32%
Brent Holland	99	8	8%	10	8	26	26%
Austin Siegelman	89	7	8%	12	8	27	30%
Jason Bartlett	99	11	11%	15	15	41	41%
Daniel Dube	88	11	13%	8	14	33	38%
James Marohn Jr	98	14	14%	11	3	28	29%
Jordan Stratton	84	13	15%	7	9	29	35%

Who's Not - Yonkers

Trainers (min. 5 starts)	Starts	Win	Win %	Plc	Shw	WPS	WPS %
Christopher Temming	24	0	0%	3	2	5	21%
Paul Blumenfeld	23	0	0%	2	2	4	17%
Nicholas Devita	15	0	0%	4	1	5	33%
Peter Tritton	12	0	0%	1	2	3	25%
Larry Stalbaum	12	0	0%	0	1	1	8%
Travis Alexander	12	0	0%	3	2	5	42%
Anita Vallee	11	0	0%	2	1	3	27%
Anette Lorentzon	11	0	0%	1	0	1	9%
Mark Ford	10	0	0%	0	1	1	10%
Eric Abbatiello	7	0	0%	1	0	1	14%



Hanover videos for Timonium now being posted

Inspection videos for the 237 Hanover Shoe Farm Yearlings selling at the Standardbred Horse Sale in Timonium, MD are now being posted. They can be found both on the farm website (www.hanoverpa.com) and the sale company website (www.theblackbook.com).

The inspection videos will feature each yearling walking, as well as stationary views from the front, each side and behind. In addition, the approximate height and length of each yearling will be displayed on their video.

As is always the case, we encourage and welcome your visit to the farm. The yearlings are available for your inspection now and will remain available every day except Sundays until Saturday, Oct. 31. After a day off for shipping, inspections will resume at the Fairgrounds in Timonium on Monday, Nov. 2. Please call or text Dr. Bridgette Jablonsky at (717) 578-7395 for a farm appointment. She can also be reached at drjablonsky@hanoverpa.com. No appointment is necessary to inspect the yearlings at the sale.

—Hanover Shoe Farms

Kentucky Standardbred Development Fund announces new series at Oak Grove for 2020

The Kentucky Standardbred Development Fund ("KSDF"), through the Kentucky Sire Stakes Advisory Panel, approved a new series for the Fall 2020 Oak Grove Meet for all 2- and 3-year-old horses that made all sustaining payments to be eligible for the 2020 Kentucky Sire Stakes Program and 2020 Kentucky Fair Program. The series will be contested with one leg and a final. The leg divisions will be raced for a purse of \$15,000 each (split to \$10,000 minimum) and a final of \$25,000. The Finals all take place on Sunday, November 15, 2020 and will be contested with eight horses on the gate.

Further details can be obtained from the Oak Grove race office.

"We are really excited about the new \$225M+ Oak Grove Racing and Gaming Complex. With all that has happened in 2020, we wanted to help horsemen out that may have missed opportunities and also provide everyone with the opportunity to see the new track and amazing complex," says Bob Brady, president of the Kentucky Harness Association (KHA).

—Bob Brady / president, KHA

COVID-19 protocols for Ontario Select Yearling Sale

The Ontario Select Yearling sale would like to announce the COVID-19 protocols for those planning to attend the upcoming yearling sale on Oct. 17 at Winbak Farm of Canada in Inglewood, ON.

Pat Woods, Ontario Select Yearling Sale manager, said he is happy with the response from horsepeople towards the new sale.

"We have received very positive feedback from people so far. They are understanding of the restrictions and just happy that there is going to be a live sale whether they bid live on-site or on-line. We have explained to everyone who calls that space is limited on sale day due to government restrictions. It has been stressed that only the trainer or one person from an ownership group can attend on sale day. Prospective attendees have been very understanding."

The health and safety of the sale participants and staff is of paramount importance to all of us at the Ontario Select Yearling Sale. These guidelines are in place and intended to assist with the safe operation during the COVID-19 pandemic. It is of utmost importance that we follow and adhere to the regulations set forth by Peel region Public Health and the Province of Ontario.

- All attendees **MUST** pre-register as a bidder with the Ontario Select Yearling Sale. Spots are limited due to Province of Ontario restrictions. No spectators will be allowed, only registered bidders due to the limited spots. Sign up's are filling fast and very limited. You can go to the ontarioselectyearlingsale.com website to register. If you show up on sale day without pre-booking your spot, you will be turned away.

NO EXCEPTIONS.

- Online bidding is available for those who are unable to attend. You must pre-register to bid online. All online bidders can go to ontarioselectyearlingsale.com and register for

on-line bidding.

• Screening measures, including temperature checks and health screening questions, will be in place to gain admittance to the sale grounds for all staff, participants, and attendees.

• **All sale attendees and staff MUST wear cloth face coverings at all times.**

• Attendees will not be allowed to congregate and must keep at least 6 feet of distance between people.

• Seating in the outdoor tents will be kept at 6 feet between chairs.

• Food trucks will be on site for attendees.

• No alcohol is permitted on the sale grounds.

• On site cleaning and disinfection procedures will be implemented with regular sanitation of high touch surfaces continually throughout the day.

• All viewings on Oct 15 and 16 are by appointment only. Please call Winbak Farm of Canada to book your time. (905-838-2145).

• Viewing on sale day is only for pre-registered attendees.

The Ontario Select Yearling Sale really appreciates the efforts of all the horsepeople who are doing their absolute best to keep everyone safe. We understand these are trying times and your efforts and patience does not go unnoticed. Those who would like further information are asked to call Pat Woods (905-244-3014) or sales office manager - Michelle (905-838-2145).

***We ask that you please keep checking our website for the most up to date information:**

<https://ontarioselectyearlingsale.com>

– Ontario Select Yearling Sale

Ohio Fair Racing Conference announces champions for 2020

Sweet Oliver was the top points earning during the 2020 Ohio Fair Racing Conference (OFRC). The 3-year-old colt pacer by Three Olives–Sugar Biscuit was a winner eight times at OFRC fairs earning 487 points. Sweet Oliver was followed by the 3-year-old colt trotter Timestorm (Stormin Normand–Tymal Sonata) was second with 453 points. Timestorm was also an eight-time winner on the circuit.

The third eight-time winner in the OFRC was 2-year-old trotting filly Designer Specs. Designer Specs (Full Count–Avalon Hall) is a perfect 13-for-13 overall this

season.

The Ohio Fair Racing Conference races at 21 county fairs across the state of Ohio. OFRC Coordinator Bill Peters said despite COVID-19, it was a great year of racing in the OFRC.

“Several adjustments were made at the fairs in the Ohio Fair Racing Conference to abide by the pandemic protocols. Most of the horsemen and the race officials adapted well to the changes, and the season went relatively well,” Peters said.

The top driver on the circuit this year was Cam McCown. McCown collected 27 wins this year, winning the title for the fourth straight year.

The top trainer was Chris Beaver as he sent 21 horses to the winner's circle. Beaver also won the title in 2016, 2017 and 2018.

2020 Champions

Two-Year-Old Colt Pacer Champion:

Rock N Republic / Runner-up – Rally Your Crew

Two-Year-Old Colt Trotter Champion:

Omyheart / Runner-up – PC's Cruiser

Two-Year-Old Filly Pacer Champion:

Feverslastcruise / Runner-up – Sister Said

Two-Year-Old Filly Trotter Champion

Designer Specs / Runner-up – Wishful Mar

Three-Year-Old Colt Pacer Champion

Sweet Oliver / Runner-up – Chris Will See

Three-Year-Old Colt Trotter Champion

Timestorm* / Runner-up – Trottin For Cash

Three-Year-Old Filly Pacer Champion

Tiny Bit of Sky* / Runner-up – Bad Ms Johnson

Three-Year-Old Filly Trotter Champion

Electric Ridge / Runner-up – Cell Service

*Repeat Champion

– Frank Fraas / OHHA



**Working Together for a strong
Horse Racing Industry in Ontario**

Three Breeds • One Vision




**RESULTS
& REPLAYS**

PURSE CRITERIA FOR RESULTS/REPLAYS

Non-stakes races with a purse of \$15K+
Stakes races with a purse of \$10K+

www.harnessracingupdate.com



RACE RESULTS - TUESDAY

HARRAH'S HOOSIER PARK *report*

Tuesday's Results:

2, HoP, \$37,500, Trot, **INDIANA SIRE STAKES 2 Year Old Colts and Geldings - Leg 6, 29.1, 57.3, 1:26.3, 1:55.2, FT**

1-Breckenridge (g, 2, Class Included--Dazzling Miss, by Abc Garland) \$18,750, Lifetime Record: 8-5-1-0, \$105,882
O-Dan Shetler Jr & Dojea Stables. B-Sawgrass Farms LLC & Dan Shetler Jr. T-Dan Shetler. D-Dan Shetler.

2-Brookview Bolt (g, 2, Swan For All--Witty's Winner, by Jailhouse Jesse) \$9,375, \$52,000 2019 HOOSIER, Lifetime Record: 9-4-3-1, \$96,325
O-Burke Racing Stable LLC & Knox Services Inc & J&T Silva- Purnel & Libby & Weaver Brussemi LLC. B-Brookview Farms. T-Ron Burke. D-Sam Widger.

3-Illini Earl (g, 2, Jailhouse Jesse--Maevey Gravy, by Northern Kid) \$4,500, \$11,000 2019 HOOSIER, Lifetime Record: 6-2-0-2, \$36,050
O-Jeff Fought Racing & Brian K Carsey. B-University Of Illinois. T-Walter Haynes Jr. D-Trace Tetrick.

Replay Unavailable - Calls: 2, Q, Q, 3Q, H - Finish Order: All The Truth, Mr Sunchip, King Felix

7, HoP, \$38,000, Trot, **INDIANA SIRE STAKES 2 Year Old Colts and Geldings - Leg 6, 29.0, 58.1, 1:28.0, 1:56.0, FT**

1-Bridge To Success (g, 2, Jailhouse Jesse--Bridge To Nowhere, by Angus Hall) \$19,000, \$100,000 2019 HOOSIER, Lifetime Record: 6-1-2-1, \$35,675
O-William C & William P De Long & Roger S Welch. B-Michael Bennett & Randy J Wilt. T-Roger Welch. D-John De Long.

2-Bluebird Maverick (g, 2, Swan For All--My Command To You, by CR Commando) \$9,500, \$28,000 2019 HOOSIER, Lifetime Record: 10-1-2-0, \$21,825
O-Robert S Reeser & John J Johannsen & Dolne Farm Services LLC & Holly H Case. B-Daryl D Miller & Kenneth E Bontrager. T-Robert Reeser. D-Dale Hiteman.

3-Christians Court (g, 2, Conway Court--Little Tostita, by Donerail) \$4,560, Lifetime Record: 11-0-2-3, \$20,430
O-Daniel A Lengacher. B-Daniel A Lengacher. T-Robert Taylor. D-Robert Taylor.

Replay Unavailable - Calls: 3T, 3T, T, Q, 2Q - Finish Order: Simply Southern, J-s Hopscotch, Monarch, Predator And Prey

10, HoP, \$37,500, Trot, **INDIANA SIRE STAKES 2 Year Old Fillies - Leg 6, 28.0, 57.1, 1:27.1, 1:56.1, FT**

1-Country Girl Charm (f, 2, Whom Shall I Fear--Tymal Tatiana, by Kadabra) \$18,750, \$6,000 2019 HOOSIER, Lifetime Record: 7-5-1-0, \$72,875
O-Ryan L Raber & Darvin Wagler & Lewayne L Miller & Susan Marie Garrels. B-Daniel Frey Jr. T-Lewayne Miller. D-Lewayne Miller.

2-Bad Shot (f, 2, Mr Cantab--Sam's Princess, by Victory Sam) \$9,375, Lifetime Record: 9-2-2-3, \$36,930
O-Jeffrey J Baker & Marlin Dean Fry. B-Marlin Dean Fry. T-James Yoder. D-James Yoder.

3-Fantasia Flurry (f, 2, Swan For All--Northern Mystique, by Kadabra) \$4,500, \$22,000 2019 LEX-SEL, Lifetime Record: 9-2-1-3, \$47,220
O-Christopher F Beaver & William J Rufenacht & Donald E Robinson & R.B.H. Ventures Inc. B-Alan R Troyer. T-Christopher Beaver. D-John De Long.

Replay Unavailable - Calls: 5Q, 3H, HD, 2, 4H - Finish Order: Queen Of All, Justa Hintof Spice, Swift Swanda, Treasure Gems K

12, HoP, \$38,000, Trot, **INDIANA SIRE STAKES 2 Year Old Fillies - Leg 6, 28.2, 57.4, 1:27.0, 1:55.2, FT**

1-Shirley Goodness (f, 2, Swan For All--Stirling Debutant, by Credit Winner) \$19,000, \$22,000 2019 LEX-SEL, Lifetime Record: 7-4-0-1, \$69,620
O-Mr Bill E Beechy & Bradley R Maxwell, CA & Kenneth H Frieder. B-Alan R & Larry W Troyer. T-Melanie Wrenn. D-Peter Wrenn.

ANOTHER **LEXINGTON** *GRAD*
Selected Yearling Sale

2-Real Diamonds K (f, 2, Encore Encore--Striking Gold K, by Striking Sahbra) \$9,500, Lifetime Record: 8-0-2-1, \$29,310
O-Robert J Key. B-Robert J Key. T-Paul Reid. D-Sam Widger.

RACE RESULTS - TUESDAY (CONTINUED)

3-Ima Diamond Babe (f, 2, Guccio--I Will Take Credit, by Credit Winner) \$4,560, \$27,000 2019 HOOSIER, Lifetime Record: 9-1-0-1, \$49,275
O-James D & Cheyenne E Yoder. B-Merle E Yoder. T-James Yoder. D-James Yoder.

Replay Unavailable - Calls: 4, 2H, 2, 2Q, 3T - Finish Order: Guccio's Lady, Dc Queen Of Hearts, Four Under Par, Gothic Girl, That's My Girl

HARRINGTON RACEWAY *report*

Tuesday's Results:

6, Har, \$15,000, Pace, F & M NW \$20,001 LAST 5 STARTS AE: F & M NW \$12,501 (DOB \$17,751) LAST 5 STARTS DRAW INSIDE, 27.1, 56.2, 1:24.4, 1:53.3, FT

1-My Last Bet (m, 4, Delmarvalous--Betting Machine, by Bettor's Delight) \$10,500, Lifetime Record: 58-11-13-7, \$141,960

O-George Teague Jr Inc.. B-George Teague Jr Inc.. T-Clyde Francis. D-Montrell Teague.

2-Arts And Flowers (m, 7, Artistic Fella--Signfromdivine, by Life Sign) \$3,750, Lifetime Record: 100-27-19-14, \$207,470

O-Linda B Schwaide & Era E Williams. B-Era E Williams. T-Phyllis Copeland. D-Roger Plante Jr.

3-Shesarocker (m, 6, Rock N Roll Heaven--Shesa Bragn Dragon, by Dragon Again) \$2,520, \$17,000 2015 LEX-SEL, Lifetime Record: 104-19-24-17, \$261,645

O-Anthony J & Michael A Hill. B-Michael A Hill. T-Victor Kirby. D-Victor Kirby.

►► *Replay* ►► Calls: 1H, 1H, 2, 1, T - Finish Order: Valuable Art, Shes Pukka N, Artrageous, Shezallapples A, Rockn Philly

THE MEADOWS *report*

Tuesday's Results:

1, Mea, \$17,900, Pace, **F&M OPEN HANDICAP** P.P.1-3 DRAWN; 4-7 DRAWN, 27.1, 57.1, 1:24.4, 1:52.3, FT

1-Pace Baby Pace (m, 4, Sweet Lou--Breakheart Pass, by Western Hero) \$8,950, Lifetime Record: 43-10-6-6, \$174,961

O-Burke Racing Stable LLC & Weaver Brussemi LLC. B-Burke Racing Stable LLC & Weaver Brussemi LLC. T-Ron Burke. D-Dave Palone.

2-Diamondtequilashot (m, 7, Palone Ranger--Straitequilante, by Lease On Life) \$4,475, Lifetime Record: 157-27-23-25, \$329,274

O-Rick A Senger. B-Steven E Peterink & Randy Dickerhoof. T-Bill Rhoades. D-Aaron Merriman.

3-Beach Bar (m, 4, Somebeachsomewhere--Dontcrymetheblues, by Western Ideal) \$2,148, \$80,000 2017 LEX-SEL, Lifetime Record: 46-8-8-3, \$111,039

O-William A Hartt. B-Frederick W Hertrich III. T-Michael Hitchcock. D-Brady Brown.

►► *Replay* ►► Calls: 1H, 1H, 1H, HD - Finish Order: Sansovina Hanover, Summer Charm, Always Giggling, Camera Lady

WOODBINE MOHAWK PARK *report*

Tuesday's Results:

2, Wbs, \$105,600, Trot, ONTARIO SIRE STAKES - GOLD - 2 YEAR OLD FILLIES. STARTING FEE \$800.00, 29, 59.4, 1:29, 1:56.4

1-Imextraspecial (b,f,2 - Muscle Mass-I Am Special-Angus Hall) \$52,800, Lifetime Record: 9-5-2-0, \$223,128

O-Keith Coulter B-Roger & Jesse Gebhardt T-Paul Walker D-Trevor Henry



2-Dashing Muscle (br,f,2 - Muscle Mass-Delmonica-Donato Hanover)

O-James Armitage B-Blair & Erna Corbeil T-Chantal Mitchell D-James Macdonald

3-Up And Ready (b,f,2 - Kadabra-Glide By-Yankee Glide)

O-Al Libfeld, Marvin And LYNN Katz, Sam Goldband B-Diane Ingham T-John Bax D-Douglas McNair

►► *Replay* ►►

4, Wbs, \$106,400, Trot, ONTARIO SIRE STAKES - GOLD - 3 YEAR OLD FILLIES. STARTING FEE \$800.00, 28, 55.4, 1:24, 1:53.3

1-Royalty Deal (b,f,3 - Royalty For Life-Cha Cha Glide-Yankee Glide) \$53,200, Lifetime Record: 12-4-2-0, 129,575

O-Coyote Wynd Farms B-Stan Klemencic T-Clark Beelby D-Louis Philippe Roy



RACE RESULTS - TUESDAY (CONTINUED)

2-Wine Rack Hanover (b,f,3 - Kadabra-Winbak Maya-Angus Hall)

O-Pinske Stables, Bridgette Jablonsky B-Hanover Shoe Farms Inc T-Tony Osullivan D-Bob McClure

3-Susies Lady (b,f,3 - Muscle Mass-I Am Special-Angus Hall)

O-M And L Of Delaware LLC, Susanne Kerwood B-Roger & Jesse Gebhardt T-Susanne Kerwood D-Scott Coulter

►► [Replay](#) ►►

5, Wbs, \$15,000, Pace, 2 YEAR OLD FILLIES, NW 1 RACE OR \$7,000 LIFETIME. NO ALLOWANCES, 27.4, 58, 1:27.2, 1:55.3

1-Cheddar This (b,f,2 - Betterthancheddar-Sarabs Creek-The Panderosa) \$7,500, Lifetime Record: 2-1-0-0, \$7,500

O-Wallacestandardbreds Inc, Harness Horsepower Inc, Terry Krawec B-Lauraine Poole T-Benjamin Wallace D-Douglas McNair



2-Bump In The Road (b,f,2 - Sportswriter-Albany Hanover-Somebeachsomewhere)

O-Big Als Stables Inc B-Big Als Stables Inc, Mac Nichols T-Tony Alagna D-Sylvain Filion

3-Ailey Hanover (br,f,2 - Betting Line-Anderosa Hanover-The Panderosa)

O-Christopher Nicol B-Hanover Shoe Farms Inc T-Walter Whelan D-Michael Whelan

►► [Replay](#) ►►

7, Wbs, \$15,000, Pace, FILLIES & MARES, 4 YEAR OLDS & YOUNGER, NW 1 RACE OR \$10,500 LIFETIME. NO ALLOWANCES. AE: NA \$750 PER START IN 2019-20 OR 2020, 27.2, 57.2, 1:26.2, 1:54.4

1-Smile By The Beach (b,f,3 - Sunshine Beach-Smile By A Mile-Grinfromeartoear) \$7,500, Lifetime Record: 7-2-1-1, \$17,730

O-Bob Dancetovic, Kenneth Albrecht B-Kenneth Albrecht T-Gordon Dancetovic D-Michael Saftic

2-Trizzle Trizzle (br,f,3 - Mach Three-Kaylas Raider-Keystone Raider)

O-E C S Racing LLC B-Chuck Campbell T-Debi Obrienmoran D-Phillippe Hudon

3-J M Betting Hearts (br,f,3 - Bettors Delight-Six Of Hearts-Art Major)

O-R K Joe Miskokomon B-R K Joe Miskokomon T-Julie Walker D-Scott Young

►► [Replay](#) ►►

8, Wbs, \$105,600, Trot, ONTARIO SIRES STAKES - GOLD - 2 YEAR OLD FILLIES. STARTING FEE \$800.00, 28.1, 58, 1:26.4, 1:56.1

1-Fox Valley Liza (b,f,2 - Muscle Mass-Super Renee-Angus Hall) \$52,800, Lifetime Record: 10-3-1-1, \$155,176

O-Anthony Lombardi, Henshaut Stable, George Golemes B-Fox Valley Standardbreds T-Benoit Baillargeon D-Sylvain Filion



2-Midnight Miracle (b,f,2 - Muscle Mass-Oaklea Rae-Angus Hall)

O-Mark Etsell, Robert Newton, Chuan Tan B-Mark Etsell, Robert Newton T-Mark Etsell D-Bob McClure

3-Hawaii (b,f,2 - Justice Hall-Yankeedoodlecandy-Muscles Yankee)

O-Rick Zeron Stables B-White Light Farms T-Richard Zeron D-Richard Zeron

►► [Replay](#) ►►

9, Wbs, \$28,000, Trot, NW \$29,000 LAST 5 STARTS. AE: NW \$160,000 LIFETIME. AE: OPT. CLM. \$75,000, 27.3, 57, 1:25.2, 1:53.3

1-Perfetto (b,g,5 - Majestic Son-Perfect Prelude-Cantab Hall) \$14,000, Lifetime Record: 52-14-3-8, \$338,476

O-Gerald Haggerty B-Seawind Amg Stbs 2005 Inc T-Dagfin Henriksen D-Dagfin Henriksen

2-Free Willy Hanover (br,g,7 - Credit Winner-Free Spirit-Dream Vacation)

O-Armando Cappuccitti, Robert Watson, Mike Bartram, Auciello Stables B-Hanover Shoe Farms Inc T-Carmen Auciello D-Jonathan Drury

3-Only For Justice (b,g,4 - Justice Hall-Intense America-Taurus Dream)

O-Ecurie Gaetan Bono Inc B-Ecurie Gaetan Bono Inc T-Dany Fontaine D-Chris Christoforou

►► [Replay](#) ►►

Harness Racing Update on YouTube
/HARNESSRACINGUPDATE

RACE RESULTS - TUESDAY (CONTINUED)

10, Wbs, \$106,400, Trot, ONTARIO SIRES STAKES - GOLD - 3 YEAR OLD FILLIES. STARTING FEE \$800.00, 27.3, 57.3, 1:26.4, 1:55.1

1-Trina (b,f,3 - Muscle Mass-Dont Say Dont-Donato Hanover) \$53,200, Lifetime Record: 16-4-2-3, \$188,648

O-Stan Klemencic, 30 Plus Stable, Blake Macintosh B-Steve Organ, Asa Farm T-Blake Macintosh D-Robert Shepherd



Another MUSCLE MASS Winner!

2-Magic Cape (b,f,3 - Johnny William-Microwave Muscles-Muscles Yankee)

O-Sonja Booth B-Sonja Booth T-Michiel Vanderkemp D-Michiel Vanderkemp

3-Lmc Bumble Bee (b,f,3 - Muscle Mass-Hornby Gem-Kadabra)

O-Loredana & Frank Cirillo B-Frank Cirillo T-Nick Gallucci D-James Macdonald

►► [Replay](#) ►►

11, Wbs, \$16,000, Pace, FILLIES & MARES, 4 YEAR OLDS & YOUNGER, NW 2 RACES OR \$17,000 LIFETIME, 27.1, 55.4, 1:24.3, 1:53

1-Nice Kitty Hanover (b,f,3 - Somebeachsomewhere-Nine Lives Hanover-Well Said) \$8,000, Lifetime Record: 5-2-0-1, \$17,420

O-Millar Farms B-Hanover Shoe Farms Inc T-Nick Gallucci D-James Macdonald



ANOTHER WINNER BRED BY HANOVER SHOE FARMS!

2-Happy Looker (b,f,3 - Hes Watching-Machbethslady-Mach Three)

O-Donald Smith, Donna Parker B-Donald Smith, Donna Parker T-Barry Bird D-Trevor Henry

3-Ruby On Rails (b,f,3 - Bettors Delight-Luck On The Run-Run The Table)

O-Millar Farms B-Millar Farms T-Nick Gallucci D-Bob McClure

►► [Replay](#) ►►



Have an announcement you would like to share?

editor@harnessracingupdate.com

