



# HARNESS RACING

## UPDATE



photo by Dave Landry

## Records Galore

*Nancy Takter was the leading buyer on opening night of a Lexington sale that set records for gross and average*

2021 Lexington Selected Yearling | Sale Day 1 | Wednesday, October 6, 2021

Jeff & Senena Esty's

# Spring Haven Farm

Utica, Ohio

*Featuring*

*Selling  
Wednesday*

Visit our Lexington Consignment  
Located in Barn 12



**Hip# 200 • Always The Shadow**

ALWAYS B MIKI colt, FIRST FOAL from  
SILOUETTE p,1:53.1h (\$95,712).



**Hip# 238 • Saint James's**

CHAPTER SEVEN colt, full brother to  
SENORITA RITA (M) 2,1:53 (\$414,858).



**Hip# 254 • Rose Run Yannis**

HUNTSVILLE colt, half- brother to  
JET ROCK p,1:49.2-'21 (\$215,993). Racing.



*Chris Tully Trot.com*

**Hip# 312 • Stonebridge Captn**

CAPTAINTEACHEROUS colt, 3/4-brother to  
STONEBRIDGE SOUL (M) p,3,1:49.3f (\$748,805),

9475 Blacksnake Road • Utica, OH 43080 • (740) 745-1170 • [SpringHavenFarm@aol.com](mailto:SpringHavenFarm@aol.com)

# CRAWFORD FARMS

*Selling Wednesday, October 6<sup>th</sup> at Lexington*

## 155 • Take My Name

*COLT by MUSCLE HILL (NJ)*

First living foal from CANDY STORE S 3,1:58.1f;  
4,1:57f-Europe; BT1:55.3f-Europe (\$78,935).



## 189 • Mystic Muscle

*COLT by MUSCLE HILL (NJ)*

Full brother to MARION MARAUDER  
2,1:57.1; 3,1:51.3; 1:50.2 (\$3,392,609).



## ALSO SELLING:

|     |                    |           |   |
|-----|--------------------|-----------|---|
| 129 | FOOLISH GAMES      | Br F T NJ | Tactical Landing - Jewels In Hock       |
| 156 | CUTIECUMBER        | B F T NY  | Chapter Seven - Porque                  |
| 180 | IRIDESCENT         | B F P PA  | Sweet Lou - Rainbow Room                |
| 190 | CAN CAN FRESCA     | B F T NY  | Chapter Seven - Can Can Frisco          |
| 207 | AMERICAN AZUR      | B F P NY  | American Ideal - Blue Beach             |
| 213 | DEMON BOY          | B C P NY  | Huntsville - Devil Child                |
| 246 | SEVEN SINS         | B C T NY  | Chapter Seven - Isolde                  |
| 252 | CANNERY ROW        | B F P NY  | American Ideal - My Monterey            |
| 255 | SALT LIMA TEQUILA  | Br F P NY | Roll With Joe - Lima Fairest            |
| 282 | BEACH COWGIRL      | B F P PA  | Captaintreacherous - Stonebridge Sundae |
| 302 | TWO                | B F P NY  | Huntsville - Taiya Hanover              |
| 307 | EVERDEEN           | B F P NY  | American Ideal - Hunger Games           |
| 329 | WHISKEYANDRAIN     | B C P NY  | Huntsville - Air Miles Hanover          |
| 332 | HUNTINTHELASTDOLAR | B C P NY  | Huntsville - Eighthunrdolarbill         |
| 343 | BEACH COWBOY       | B C P NY  | American Ideal - Somstreetsomwhere      |

## 205 • Captain Q

*COLT by CAPTAINTREACHEROUS (PA)*

First foal from AGENT Q p,2,1:52f; 3,1:48.4 (\$1,240,820).



**Quality from the Start!**



[crawfordfarms.com](http://crawfordfarms.com)



Winning is in their blood.  
What is in their joints?

CLICK TO LEARN MORE

Wednesday, October 6, 2021

# Lexington smashes all-time records for gross and average

*The opening session of the 2021 Lexington Selected Yearling Sale set new high-water marks by grossing over \$18.5 million, averaging \$161,217 and selling 69 six-figure yearlings. The average was up 25 per cent and the gross climbed 22 per cent compared to 2020. This year's first session was even stronger than the previous best 2019 opener when two million-dollar yearlings were sold.*

quotes by James Platz / story by Dave Briggs

Tuesday's opening session of the Lexington Selected Yearling Sale at the Fasig-Tipton sales pavilion in Lexington, KY set new records for gross (\$18,540,000) and average (\$161,217) even compared to the gangbuster 2019 sale that saw two million-dollar yearlings sell on opening night. When it comes to the median of \$105,000, the opener was better than the \$100,000 median in 2020, but third best in sale history behind 2018 (\$120,000) and 2019 (\$110,000).

In all, a record 69 yearlings sold for \$100,000 or more Tuesday night, including 30 that sold for \$200,000 or higher, 16 that sold for \$300,000 or more and 11 that sold for \$400,000 or higher.

The number of \$100,000 yearlings was up from 60 in 2020, 68 in 2019, 64 in 2018 and 54 in 2017.


The session concluded at 11:15 p.m.

"From a historical point of view very gratifying, very satisfying," said sale co-manager David Reid. "A shout out goes to the breeders and the farms that raise these horses and presented them.

"There were very strong pacing fillies on the high end. There were very strong trotting fillies high end. The trotting colts were very good and the pacing colts sold well, so, there again... cumulatively it was a very good night."

Fillies dominated the night. Trotting fillies led the way by averaging \$191,750, followed by pacing fillies (\$191,588), trotting colts (\$143,775) and pacing colts (\$119,500).

"The list of buyers was very healthy," Reid said. "I thought it was a wide diversity of those. You see some new names on there. It's not all the super trainers and I think that shows a good sign



Seelster Farms .com  
To View Complete Roster

Brother to stakes winners  
**SOIRE SEELSTER**  
p, 2, 1:52.2s, BT1:51.4s (**\$237,882**),

**SILAS SEELSTER**  
p, 1:52h -'20, BT1:51.3s (**\$197,071**),

**SUTTON SEELSTER**  
p, 1:52.2, BT1:51.4 (**\$101,560**).

London | Hip# 76 | b.c

**SIRIUS** Seelster

Bettors Delight - Smilesplace

and diversity and I think it's a good way to start off the week. It should trickle down on through the week and there's a lot of good horses left to sell.

## IN TODAY'S HRU

Heather Vitale covers Lexington's record-breaking opening night **page 17**

Brower anchors HRU's coverage of today's Breeders Crown Charity Auction **page 18**

Lexington Sale - Day 1 Stats **page 19**

Gural: new stakes in Garden State for 2022 more reasons to buy a New

Jersey-sired yearling **page 23**


"I also think tonight you're dealing with pedigrees and individuals that are going to be potential stallion prospects or future breeding prospects down the road. The residual value when it comes to fillies – trotters or pacers – the people buy them realize that and that's what helps to strengthen the market."

Tuesday's average of \$161,217 was up 25 per cent from the 2020 pandemic-sale average of \$129,127 and 4.5 per cent from the 2019 average of \$154,288. This year's opening-session gross of \$18,540,000 was up 22 per cent from the 2020 gross of \$15,237,000 and up 1.8 per cent from the 2019 gross of \$18,206,000.

This year, 115 yearlings were sold on opening night. In both 2020 and 2019, 118 yearlings were sold.

## HUNTERTON LEADING CONSIGNOR

"If you look at the USTA website it'll tell you that the purses from this year versus last year with the pandemic is \$100 million more and our business is that way – money in, money out," said Steve Stewart of Hunterton who led all consignors in gross



Adam Ström

**SRF's Ågren Lennart – co-owner of Gimpanzee – purchased Gimpanzee's full-sister Tuesday night for \$750,000.**

## RISING STARS SELL IN EVERY SESSION



## LYONS SERENITY p,2,1:52-'21 (\$181,842)

This recent winner of the \$200,000 Kentuckiana was sold by Preferred Equine in last year's 4th session at Lexington Selected for \$35,000. Preferred sells more stakes winners than any other consignor — and they come from every session and in every price range. **Find yours today!**



## PREFERRED EQUINE MARKETING

SHOWING 8:30 A.M. BARNS 1 & 2  
VIDEOS & PEDIGREE UPDATES

sales. Hunterton sold 17 yearlings and earned \$3,592,000 on the night. Hanover Shoe Farms was second with \$2,675,000 in gross sales for 15 yearlings.

"I can't speak for other people, but we were really rewarded. What's interesting... for example, number **92 [Kygo]**, we bought the mare from White Birch [My Little Dragon] for \$230,000 and she was 15 years old. She's a champion and everybody said, 'Oh my gosh, that's a lot of money for an older mare' but then she sells her filly for \$340,000," Stewart said. "Steve Jones paid \$425,000 for (Come See The Show, the dam of) **Hip 42 [Stop The Show]** and got \$400,000 back... A lot of people wonder why we sell our fillies, but we sell our fillies so we can go buy factories and that's what we've been doing for the past 10 years. We take our yearling money and go buy factories and we keep doing that. The future is very bright."

### TAKTER'S SALE TOPPER

The session topper was **hip 62 Exile**, a Walner filly out of Swan Hot Mama purchased for \$800,000 by Nancy Takter, agent, from the Diamond Creek consignment.

"She's a beautiful filly," Takter said. "It's a really good family and Walner is obviously a hot stallion. Her sister (Altar) is the fastest 3-year-old filly this year (1:50.3), which I train... and she reminds me a lot of her sister. So, hopefully, she has her sister's speed and we'll go from there."

Diamond Creek owner Adam Bowden said he thought Exile was, "the right horse, from the right family, on the right night, but I don't know that I ever expected to get that kind of money. That was cool."



Adam Ström

**Adam Bowden of Diamond Creek sold the session topper hip 62 Exile, a Walner filly out of Swan Hot Mama, for \$800,000 to Nancy Takter.**

## *The Kentucky Program is Set to **EXPLODE** in 2022!*

### **Making It NORTH AMERICA'S PREMIER STAKES PROGRAM**

#### *Championship Series*

- 4 Legs
- \$80,000 Eliminations
- \$400,000 Finals

#### *Commonwealth Series*

- 4 Legs
- \$30,000 Eliminations
- \$100,000 Finals

### **...PLUS SO MUCH MORE!**

For further details visit [www.kyharass.com](http://www.kyharass.com)

*Dual-eligible program  
**MAXIMIZES** your racing  
opportunities!*

**PURCHASE YOUR  
KENTUCKY BRED TODAY!**



Check out our Lexington yearling lineup at  
[www.kentuckianafarms.com](http://www.kentuckianafarms.com)

# BREED • BUY • RACE NEW JERSEY



New Jersey Sire Stakes has  
**increased its purses for 2022 by 20%**

(both legs and finals)

**FINALS NOW \$240,000**

**PURCHASE A NEW JERSEY-SIRED YEARLING AT THE MAJOR YEARLING SALES THIS FALL!**



CALL 609.913.6514  
OR [CLICK FOR DETAILS](#)

Above figures are based on full fields

**DON'T MISS YOUR OPPORTUNITY TO INVEST IN  
YEARLINGS BY THE PACING KING OF NEW JERSEY**



# LAZARUS N

(Bettors Delight - Bethany) p, l: 48.4, BT 1:46.3 (\$3,103,100)

**The heir apparent to the great Bettors Delight and his richest son standing in the United States!**

- Two-time New Zealand Horse of the Year.
- Three-time New Zealand Pacer of the Year.
- Multiple stakes winner in the U.S.
- Finished top-two in 5 of 6 North American starts, defeating HOY McWicked twice.

## BREAKING NEWS

- NJSS board announces 20% increase in both legs and finals (\$240K and \$30K assuming full fields)
- The Meadowlands and SBOANJ make a HUGE announcement introducing a RICH NJ Classic Series for NJ Sired horses only



DEO VOLENTE  
FARMS

deovolentefarms.com • 908 782 4848



**Dominate the rich  
New Jersey Sires Stakes program!**

Diamond Creek was the third leading consignors in average (with 3 or more yearlings sold). The farm averaged \$217,143 for seven yearlings sold to finish behind Concord Stud (\$226,000 average for five sold) and Cameo Hills (\$219,571 for seven sold) on the night.

"We were really happy with all the other ones (Diamond Creek sold)," Bowden said. "We got what we thought we were supposed to get for the horses that we brought and the sale is strong, so we're very happy."

Bowden said Diamond Creek will buy back into Exile's ownership.

"Why wouldn't I? She's a beautiful filly and we went back and forth about selling her in the spring. We had had three fillies before her and I have a couple of fillies behind this one. We took a chance that Walner was going to be hot and we guessed right," Bowden said. "She ends up in the right hands. We love Nancy, so there was no reason not to keep a piece of her."

Takter also purchased When Dovescry's full-brother **hip 32 Cypress Hanover (Muscle Hill—Cedar Dove)** for \$475,000 from Hanover Shoe Farms.

"Nice colt. Obviously, really good pedigree and really great video that, you know, caught our eyes. We thought we'd give him a run. Now, \$475,000 is obviously a lot of money, but I thought that was very well-priced for him, so I'm happy with that," Takter said, adding the dual-eligible to Kentucky horses were earning a premium.

"People are paying good money for the dual-eligible horses," Takter said. "Both of those horses that I bought are dual eligible so they have a lot of earning potential next year. They can race in their regional Sires Stakes programs in New Jersey Sires Stakes and then they could go on and race in Kentucky. You really don't have to go much further – you can race in your regional Sires Stakes and then come to Kentucky and hopefully to the Breeders Crown and maybe a Final Four race after that."

"When I went through the catalogue, obviously I only have so much time to look at yearlings and we try to do the best we can. If the horses weren't dual eligible, unless they had a fabulous dam on them, they might not have gotten looked at."

Bowden said, "The amount of money that Kentucky is going to pour into this sport in the Sires Stakes is huge and I think it's the safety net that the buyers need. The breeders are being rewarded for it tonight."

Takter led all buyers in gross purchases with exactly \$1.5 million spent on four yearlings. She also bought Greenshoe's full-brother, **hip 97 The Big Valley**, a Father Patrick colt out of Designed To Be, for \$140,000 from Kentuckiana Farms. The Big Valley is also a full-brother to Maverick, the yearling that set a record for a standardbred yearling sold at auction when he was purchased for \$1.1 million at the 2019 Lexington Selected Yearling Sale.

Takter also purchased **hip 104 Rackuencourt**, a Tactical Landing colt out of Sarcy bought for \$85,000 from Hunterton and her



## Millionaire No. 43. Golden.

Brittany bred/raised/sold **Blue Diamond Eyes** p,3,1:47.2 (\$1,001,094), the year's fastest 3YO pacer, last weekend became the 43rd million-dollar winner bred by the farm. Congratulations to her owners Tom and Scott Dillon and trainer Ron Burke.

*More on the way!*

[WATCH YEARLING VIDEOS](#) | SHOWING DAILY IN BARN 10



## BRITTANY FARMS

2019 BREEDER OF THE YEAR 2020

Versailles, KY | (859) 873-3878 | [britfarms.com](http://britfarms.com)



PROUD SPONSOR OF THE  
HARNESS HORSE YOUTH FOUNDATION



# COCKTAILS FOR A CAUSE

Join us for a cocktail reception to  
kick off the sale of 2022 breedings  
to several of North America's leading sires

Wednesday, October 6, 2021

2:00-3:00 p.m.

Kentucky Room | Fasig-Tipton Sales Pavilion  
Lexington, KY



PRESENTED BY THE Libfeld/Katz BREEDING PARTNERSHIP

**LEXINGTON**  
*Selected Yearling Sale*

A special thank you to the  
following for their support  
and generous donations:

Special Olympics NJ – TEAM TETRICK  
• Platinum Sponsor: Tony Alagna  
• Gold Sponsor: Hogan Equine Clinic  
• Silver Sponsor: Noel Daley

NJ Pandemic Relief Fund – TEAM GINGRAS  
• Platinum Sponsor: Ron Burke  
• Gold Sponsor: Concord Farm  
• Gold Sponsor: Marcus Melander  
• Silver Sponsor: Åke Svanstedt

enCourage Kids Foundation – TEAM MILLER  
• Platinum Sponsor: Nifty Norman  
• Platinum Sponsor: Brett Pelling  
• Gold Sponsor: Julie Miller  
• Gold Sponsor: Linda Toscano  
• Silver Sponsor: Chris Ryder

John Theurer Cancer Center – TEAM DUNN  
• Platinum Sponsor: Nancy Takter  
• Platinum Sponsor: Dexter Dunn  
• Gold Sponsor: Deo Volente Farms  
• Silver Sponsor: Tom & John Cancelliere  
Silver Star Sponsor: Jim Campbell

The Lexington Selected Yearling  
Sale has an EARLY start of 3:00 p.m.

At 2:45 we will be offering a unique  
opportunity to purchase a 2022  
breeding to these outstanding sires.

100% of the proceeds from the sale  
of these breedings go to charity, and  
are part of a special initiative to  
involve the non-racing community  
and media while raising the profile  
of the 2021 Breeders Crown at  
Meadowlands Racetrack.



**DOWNBYTHESEASIDE**  
Diamond Creek  
Contact: Adam Bowden



**TALL DARK STRANGER**  
Hanover Shoe Farm &  
Dr. Bridgette Jablonsky, V.M.D.



**CAPTAINTEACHEROUS**  
Captaintreacherous  
Syndicate



**PERFECT STING**  
Brittany Farms & Val D'Or –  
George Segal



**WALNER**  
Walner Syndicate –  
David Reid



**BAR HOPPING**  
Hanover Shoe Farms



**MUSCLE HILL**  
Southwind Farm &  
Muscle Hill Syndicate



**CHAPTER SEVEN**  
Blue Chip Farms,  
Chapter Seven Syndicate

**WE DID NOT GET HERE ALONE.**

*THANKS TO EVERYONE WHO PAVED OUR WAY.*

*IT'S BEEN A HELLUVA RIDE!*

**COMPLETE EQUINE  
INSURANCE**  
*FOR 50 YEARS*

*See Us in Lexington & Pennsylvania!*



**Cunningham**  
*& Cunningham*



Adam Ström

Propulsion's full-brother Detroit City sold for \$500,000 and was one of five yearlings to sell for \$500,000 or more on a night when a record 69 yearlings fetched six figures.

# Champions Winter with Us!

PROUD TO BE THE HOME OF



2021 Meadowlands Pace & Hempt Final Winner  
**LAWLESS SHADOW**  
p,3, 1:48.2f-'21 (\$878,130)  
Trained by Dr. Ian Moore



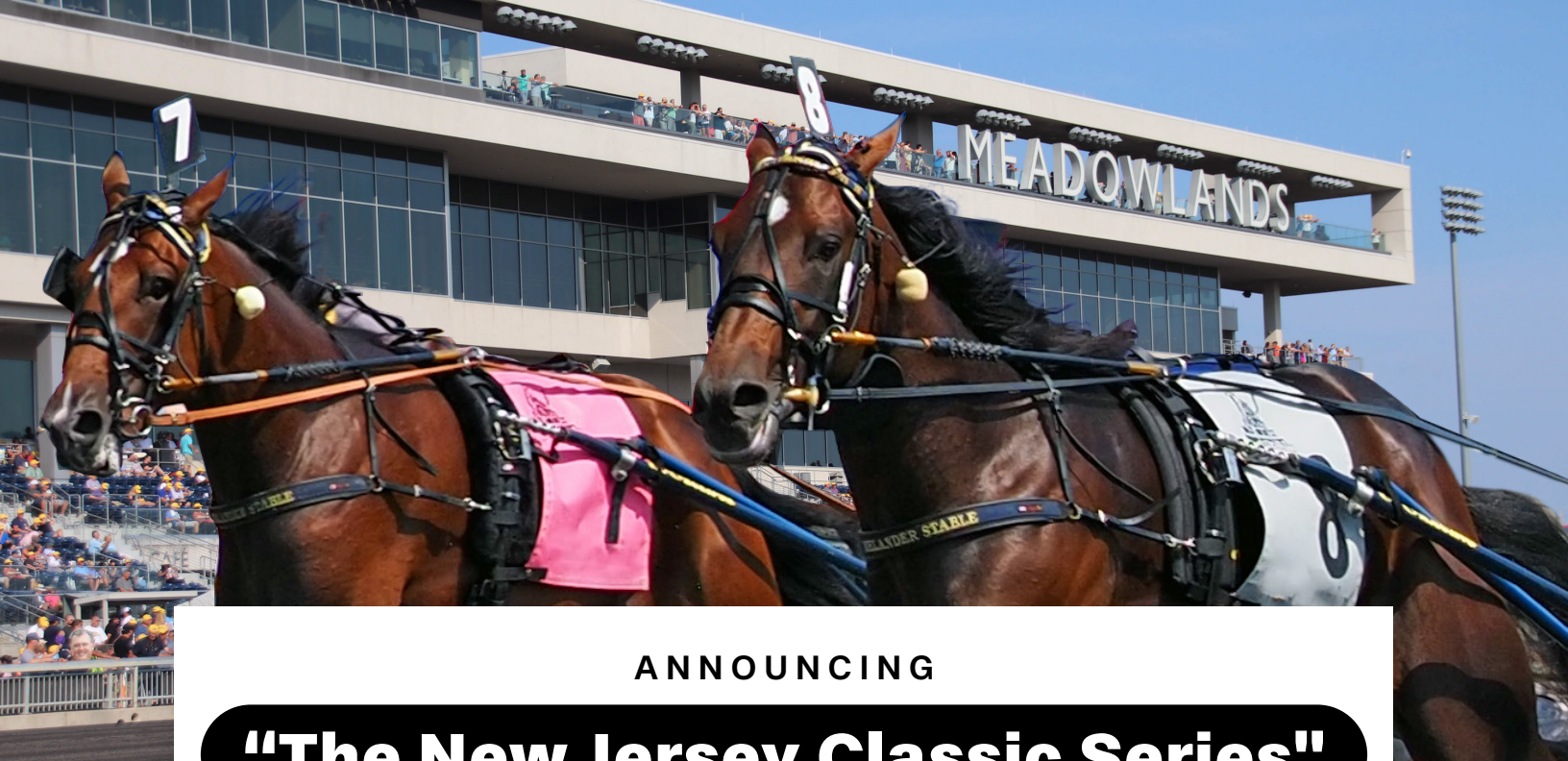
2021 Fan Hanover Final Winner  
**FIRE START HANOVER**  
p,3, 1:49-'21 (\$966,647)  
Trained by Nifty Norman

- ◆ Located in Sorrento, FL (just north of Orlando)
- ◆ 3 training tracks
- ◆ Large turnout paddocks
- ◆ RV Park on premises
- ◆ Dormitory for grooms

To submit your application contact Carter Pinske 320.583.4181 ◆ [cjpinske@gmail.com](mailto:cjpinske@gmail.com)

[www.southernoakstraining.com](http://www.southernoakstraining.com)





ANNOUNCING

## "The New Jersey Classic Series"

to be raced in September 2022 at The Meadowlands

**BRAND NEW STAKES FOR NJ SIRED 2 & 3 YEAR OLDS**

**A single elimination and final format:**

### **A & B LEVELS FOR EACH DIVISION**

#### **3YO TROT COLT & FILLY DIVISIONS**

A level final \$300,000e

B level final \$100,000e

#### **2YO TROT COLT & FILLY DIVISIONS**

A level final \$300,000e

B level final \$100,000e

#### **2YO PACE COLT & FILLY DIVISIONS**

A level final \$150,000e

B level final \$75,000e

**Information on conditions and payments will be available soon.**

final purchase of the night was **hip 112 Sergio Hanover**, a Muscle Hill colt out of Spring Gala she bought for \$165,000 from Hanover Shoe Farms.

### GIMPANZEE'S SISTER FOR \$750,000

The second highest priced yearling sold Tuesday came four horses from the end of the session when Gimpanzee's full-sister, **hip 113 Mandrill**, sold to Gimpanzee's trainer, Marcus Melander — agent for Gimpanzee's co-owner SRF Stable of Sweden — for \$750,000 from the Concord Stud consignment on behalf of breeder Stefan Balazsi.

"Just because they have the pedigree and a good video, they have to actually look good, too. She really did, so we're very excited to bring her home," Melander said. "She's just got everything... What's not to like about her?"

Melander said he knew Mandrill was going to be expensive. He had SRF's Lennart Agren with him while bidding.

"We weren't really sure when to stop, so you kind of had to feel it. That's why I had him right with me all the time. We kind of knew after tonight that it was going to be pretty expensive. We knew it would be in that kind of range, so we were expecting it," Melander said.

Concord's Julie Meirs said she, "got a little nervous when they took a \$5,000 bid. I think it was about at \$400,000, but it was a lot of fun. There was a lot of action. It wasn't just the two battling it out until right at the end. We had been getting great feedback from a lot of top prospective buyers. It wasn't clear who was going to end up on top at the end. It could've gone multiple different ways.

"With this particular filly, she wasn't Kentucky eligible. So, it's wonderful for the industry, but it also shows you that you can bring something in here that's not Kentucky and still do okay."

### JACOBS GETS WALNER FOR \$620,000

Ken Jacobs, who owned Walner and syndicated him to stand stud, purchased **hip 54 Earthquake Bi**, a Walner colt out of Dream Child for the third highest price of \$620,000 from Hunterton Sales Agency Inc., agent.

Jacobs said Earthquake Bi was "number one" on his list.

"I wanted to go home with it," he said. "There's other (Walners) that are nice. He stamps them pretty good, but... there's a certain thing I like and it's got to be a racey-looking trotter and that's really what I look for.

"The video was unbelievable and the conformation was perfect. There's nothing that I didn't like about it. The Walners... I have to honor his product so to speak.

"I had two people saying that I wasn't going to get it... they must've been the underbidders."

# AMERICAN IDEAL

BY WESTERN IDEAL-LIFETIME SUCCESS-MATT'S SCOOTER

Standing At Blue Chip Farms, NY

The No. 1 Money-  
Winning Active Pacing  
Sire In The U.S. With  
**\$11,551,097 THRU 9/29**

**37 NY Eligible  
Yearlings Sell  
In Lexington**



*American Ideal's  
NYSS Champion 2YO  
Gotthegreenlight  
p,2,1:51-'21  
(\$218,433)*



**BRITTANY STALLION  
MANAGEMENT**

AMERICAN IDEAL INFO & REPORTS

Jacobs said he thought Earthquake Bi would go for around \$500,000.

"I knew several were going to go to \$400,000 and usually people get caught up and they overbid, so I knew it was at least going to \$500,000," he said.

Jacobs said he will give the colt to Tony Alagna to train.

"He knew I was going to take a Walner home. I just didn't want to step on his toes, because I told him that I wasn't going to stop (bidding)," Jacobs said.

Ron Burke spent \$800,000, total, to collar six yearlings, including \$175,000 spent to collar the full-sister to his trainee and 2017 Horse of the Year Hannelore Hanover (hip 73 Hanna Too Hanover) from the Hanover Shoe Farms consignment.

Burke said his strategy was to, "just get the best horse you can for the money. There was a great consignment this year because the first day is really strong and we don't want to not get something, so we've tried to use caution and buy in the right spots. I think, a couple, we did really well on price... you always think you did well right now. We'll know next year if we did well or did terrible. I'm very happy with what I got."

Burke said his two favorite purchases were **hip 59 Point Of Perfect**, a Walner colt out of Falling In Love from Hunteerton for **\$205,000** and **hip 42 Stop The Show** a Sweet Lou filly out of Come See The Show for \$400,000 from Cameo Hills.

"Number 59, I loved him and I thought he'd bring more. It's out of a sister to Southwind Frank and those are two horses that I had... great in the paddock, good individual," Burke said. "Obviously, the Sweet Lou for \$400,000 was a stretch to go get her, but a lot of people thought she was the best filly in the sale... and out of a champion mare."

## KY DUAL-ELIGIBLES HOT

Burke said increases to both the Kentucky and New Jersey sires stakes programs was particularly attractive.

"You never have to leave a mile track and basically not stake in anything but Sires Stakes and then pick up with the Grand Circuit here and that's it. You'll have more than enough racing," Burke said of being able to race at the Red Mile in Kentucky and The Meadowlands in New Jersey.

"With New Jersey being stronger in its own right it's looking good," he said. "There's going to be more money and the same amount of horses. Theoretically, if you've been making money then you should make more money. We've had a good run and we'll reinvest. These people in Kentucky, they've stuck through it and they are getting paid for it now."

Owner David McDuffee agreed the enhanced Kentucky program was particularly attractive and said it is "an unbelievably good sale" so far. "Obviously, anything that's got Kentucky breeding into it is selling for 25 per cent more than it would've without it," he said. "The pacing fillies are the shocker to me. It wasn't

# LAST CALL!

# NOW ACCEPTING ENTRIES

The **PROVEN** spot for Racehorses & Breeding Stock

## TUESDAY NOVEMBER 23, 2021

LOCATION:  
**Michiana Event Center  
Shipshewana, Indiana**

*Top notch facilities, 250,000 sq ft. under roof,  
400 stalls and all paved parking*

*Real-time TrackIT pedigrees and racelines*

*Online bidding / Live streaming video*

**50% of sale proceeds paid day of sale**

**Enter Online at [MIDWESTAUCTIONCO.COM](https://MIDWESTAUCTIONCO.COM)  
or Call 260-463-1649**



PO Box 98 • Chesterfield, IN 46017  
Jeff Fought: 260-463-1649 Fax: 260-572-2524

**MIDWEST AUCTION COMPANY**



**#219, IDEAL STAR**

# 10/5-10/9 LEXINGTON

## Day 2 Lineup & Day 3 Highlights



**Visit Winbak Farm at Fasig-Tipton's Barn 8!**  
**Click Here or Scan QR Code to Register for Online Bidding.**

### 10/6 Day 2 Pacers

#### AMERICAN IDEAL, NY

**#135, FREESTARFLIGHT, F**  
 American Ideal-Free Show-Badlands Hanover  
 Dam is Free Show, p, 3, 1:51.3s (\$228,034)

**#168, VIVIAN'S DREAM, F**  
 American Ideal-Sports Chic-Sportswriter  
 Dam, Sports Chic, p, 2, 1:54.2f (\$254,738),  
 is a 1/2-sister to Rainbow Blue,  
 p, 3, 1:49.2s (\$1,428,594)

**#219, IDEAL STAR, F**  
 American Ideal-Feelinglikeastar-Artiscape  
 1/2-sister to Zero Tolerance,  
 p, 3, 1:50.2f -'19 (\$980,736), & full-sister  
 to Ideal Feeling, p, 1:48.4 -'20 (\$318,583).  
 Dam is a full-sister to Rainbow Blue,  
 p, 3, 1:49.2s (\$1,428,594)

#### BETTOR'S DELIGHT, ON

**#136, BELIGHTED, C**  
 Bettor's Delight-Maid West-Western Hanover  
 Full-brother to Wes Delight,  
 p, 1:48.3 -'21 (\$394,195). 1/2-brother to  
 Western Expression, p, 1:51.2f (\$249,457)

**#314, LIGHT N FANCY, F**  
 Bettor's Delight-Sportsfancy-Sportsmaster  
 Dam is Sportsfancy,  
 p, 1:49.4 (\$1,001,957). 1/2-sister to  
 2021 PASS Winner, Jazzed,  
 p, 2, 1:53f -'21 (\$85,330)

#### HUNTSVILLE, NY

**#141, WINNING HUNTRESS, F**  
 Huntsville-Pleasant Yet Bad-Badlands Hanover  
 1/2-sister to Weeper, p, 3, 1:49f (\$569,511).  
 Dam is a full-sister to Badlands Nitro,  
 p, 3, 1:50f (\$1,597,638)

**#333, ALABAMA HANNAH, F**  
 Huntsville-Upfrontandpersonal-Bettor's Delight  
 Dam is a 1/2-sister to  
 Miso Fast, p, Q1:49 (\$885,447)

#### STAY HUNGRY, PA

**#224, CANDYBEDANDY, F**  
 Stay Hungry-Rocknroll Wishes-Rocknroll Hanover  
 Dam is a 1/2-sister to Bettor's Delight,  
 p, 3, 1:49.4 (\$2,581,461), & Roll With Joe,  
 p, 3, 1:48.2 (\$1,805,607)

**#272, SWIFT OPERATOR, C, PA/KY**  
 Stay Hungry-Swift N Shout-Rocknroll Hanover  
 1/2-brother to Manceiver,  
 p, 1:52.1f -'21 (\$202,650). Second dam is  
 Cam Swifty, p, 3, 1:50 (\$1,014,357)

### 10/6 Day 2 Trotters

#### BAR HOPPING, PA

**#334, LEAPSNBOUNDS, F, PA/KY**  
 Bar Hopping-Travelin Supergirl-Kadabra  
 Dam is a full-sister to Poof She's Gone,  
 3, 1:53.1 (\$1,305,586)

#### CANTAB HALL, PA

**#202, POWER CLASS, C**  
 Cantab Hall-Day At The Spa-Andover Hall  
 1/2-brother to 2021 NYSS Winner,  
 Grand Spa, 2, 1:57s -'21 (\$68,120)

#### CHAPTER SEVEN, NY

**#301, STELLAR WIND, C**  
 Chapter Seven-Baileys Breeze-Angus Hall  
 Dam is a 1/2-sister to Casual Breeze,  
 1:53.1 (\$1,313,972)

#### INTERNATIONAL MONI, PA

**#250, OFFSHORE ACCOUNT, C**  
 International Moni-Met's Inn-Mutineer  
 1/2-brother to Met's Hall,  
 3, 1:51.2 (\$1,295,306)

#### KADABRA, ON

**#347, TUSCAN PRINCE, C**  
 Kadabra-Tosca-Muscle Mass  
 Dam is a 1/2-sister to Guccio,  
 1:51.1f (\$1,021,802)

#### SOUTHWIND FRANK, PA

**#275, EASY WIND, F**  
 Southwind Frank-Mets Life-Kadabra  
 Dam is a 1/2-sister to Met's Hall,  
 3, 1:51.2 (\$1,295,306)

### 10/7 Day 3 Pacing Highlights

#### AMERICAN IDEAL, NY

**#371, CHAI LATTE, F**  
 American Ideal-Dreamlands Latte-Artsplace  
 1/2-sister to 2021 North America Cup  
 Final Winner, Desperate Man,  
 p, 3, 1:49.3s-'21 (\$679,074), & Steve Said,  
 p, 1:51-'19 (\$228,077)

**#553, HAPPIERDAYSRCOMIN, C**  
 American Ideal-Sunduel A-Fake Left  
 1/2-brother to K Rock,  
 p, 1:50.3h (\$416,166)

#### BETTING LINE, PA

**#478, WAGS TO RICHES, F**  
 Betting Line-Twin B Thong-Sportswriter  
 Dam, Twin B Thong,  
 p, 2, 1:52.1s (\$201,800), is a 1/2-sister to  
 Twin B Speedo, p, 1:49.2f (\$654,966)

### 10/7 Day 3 Pacing Highlights

#### BETTOR'S DELIGHT, ON

**#460, FOUT, C**  
 Bettor's Delight-Weeper-Allamerican Native  
 Dam is Weeper, p, 3, 1:49f (\$569,511)

#### BOSTON RED ROCKS, NY

**#543, ROCK MY SOCKS, F**  
 Boston Red Rocks-Kattimon-Astreos  
 1/2-sister to Devil Child,  
 p, 1:49.1f (\$604,549)

#### HUNTSVILLE, NY

**#423, RUFFLED LILY, F**  
 Huntsville-Lillywhites-Artiscape  
 Second dam is White Ruffles,  
 p, 1:52 (\$485,123)

#### SHADOW PLAY, ON

**#489, SHADY PLAY, C**  
 Shadow Play-Pleasant Roll-Roll With Joe  
 Dam is a 1/2-sister to Weeper,  
 p, 3, 1:49f (\$569,511)

### 10/7 Day 3 Trotting Highlights

#### CANTAB HALL, PA

**#493, SQUARED AWAY, C, PA/KY**  
 Cantab Hall-K Squared Hanover-Muscle Mass  
 First Foal. Dam is a 1/2-sister to  
 Crazshana, 1:51.3 (\$541,635)

#### CHAPTER SEVEN, NY

**#428, SWEETEST CHAPTER, F**  
 Chapter Seven-JJ's Jordyn-Angus Hall  
 Dam is a 1/2-sister to Kaline,  
 1:54.1f (\$570,733)

#### INTERNATIONAL MONI, PA

**#387, FUZZY DICE, F, PA/KY**  
 International Moni-Roll Sevens-Chapter Seven  
 First Foal. Family of Vivid Photo,  
 1:50.2z (\$3,275,631)

#### MY MVP, ON

**#469, ALL STAR YANKEE, C**  
 My MVP-Yankee Blondie-American Winner  
 1/2-brother to Horse of the Year,  
 Muscle Hill, 3, 1:50.1 (\$3,266,835)

#### TRIXTON, NJ

**#568, SOME KINDA NIGHT, C, NJ/KY**  
 Trixton-Some Kinda Special-Cantab Hall  
 1/2-brother to Some Chapter,  
 3, 1:52.4 -'20 (\$103,750)

Visit [www.winbakfarm.com](http://www.winbakfarm.com) for complete lineup.  
 All information as of 10/5/21



**Born to Compete...Raised to Win!**

James Ladwig, Yearling Manager  
 155 Yearling Row, Chesapeake City, MD 21915 / 410.885.3059 / [james.ladwig@winbakfarm.com](mailto:james.ladwig@winbakfarm.com)  
 Visit [www.winbakfarm.com](http://www.winbakfarm.com) for yearling videos. / f / t

too many years ago that you couldn't give away a pacing filly and now, my God, they are bringing \$400,000."

McDuffee purchased **hip 35, Blonde Bombshell** for \$400,000 and **hip 40 Andy Mac Hanover** for \$295,000.

"I struck out on a couple, so I didn't get them all," he said.

"I bought (Blonde Bombshell out of) Hey Blondie, who I had ownership in at one time. I had sold my portion to Steve Jones, but she's a Walner. I believe, had she been dual eligible, she probably would've brought another \$150,000. That's just the way it's been all night, but I'm pretty happy to have her. In fact, I'm thrilled to have her.

"The pacing colt is a Captaintreacherous from Hanover. It's a great-looking individual and he sold for about what I thought he'd sell for."

McDuffee, the part-owner of undefeated 2-year-old trotting filly Venerable, winner of the Mohawk Million, said there's a lot of opportunity for horse owners now.

"We're racing for a lot of money and these Sires Stakes programs are getting better everywhere," McDuffee said. "You can make money in this business and that's not like some other businesses right now. We're in pretty good shape, I think.

Tonight's (Oct. 6) second session of the Lexington Selected Yearling Sale will feature some 220 yearlings. It begins at 3 p.m. at Fasig-Tipton. For more information about the sale, please visit: <http://www.lexingtonselected.com>

## CORRECTION

In our Monday, Oct. 4 Lexington sale preview issue, on pg 23 we ran an incorrect chart of 2020 sale consignors by gross sales. Here is the correct chart:

### 2020 LEADING CONSIGNORS COMPLETE SALE (CORRECTED)

TOP 10 BY GROSS (3 or more sold)

| Consignor                    | Sold | Gross       | Average   |
|------------------------------|------|-------------|-----------|
| PREFERRED EQUINE, INC.       | 144  | \$8,153,000 | \$56,618  |
| HUNTERTON SALES AGENCY, INC. | 108  | \$6,094,000 | \$56,426  |
| KENTUCKIANA FARMS            | 96   | \$5,999,000 | \$62,490  |
| WINBAK FARM                  | 93   | \$2,589,000 | \$27,839  |
| CRAWFORD FARMS               | 53   | \$2,417,000 | \$45,604  |
| PENINSULA FARM, INC.         | 51   | \$2,131,000 | \$41,784  |
| SPRING HAVEN FARM            | 51   | \$1,865,000 | \$36,569  |
| CONCORD STUD FARM            | 14   | \$1,741,000 | \$124,357 |
| CAMEO HILLS FARM             | 31   | \$1,707,000 | \$55,065  |
| DIAMOND CREEK FARM           | 23   | \$1,603,000 | \$69,696  |

## Share This Story



[www.harnessracingupdate.com](http://www.harnessracingupdate.com)



## LEX 473 • THEQUEENISLANDING

brown filly, foaled 2/17 • Tactical Landing – Kadena Reef

Selling with Spring Haven Farm, Agent



Dublin Valley  
Farm



Gorgeous filly from a half-sister to DERBY 3,1:58.3f; 4,1:55.2f; BT1:54.2f (\$189,303) and SINA (M) 3,1:55.1f; 4,1:54.3; BT1:53.4 (\$144,994).

Dam of: BEAUTIFL SIN 3,1:50.1 (\$406,289) and ROBERTSIN 2,1:54.4-'21 (\$40,434)

## Heather Vitale covers Lexington's record-breaking opening night

*Heather Vitale presents a video recap of Tuesday's opening session of the 2021 Lexington Selected Yearling Sale.*

by Dave Briggs

The HRU broadcasting team of Heather Vitale and Aaron Re covered opening night of the Lexington Selected Yearling Sale, which is now available for viewing on our [YouTube page](#) and on our [Facebook page](#).

Each night, Vitale and Re will prepare a video summary of each sale session that will be available for viewing first thing each morning along with a new edition of HRU.

Don't miss a video, subscribe to our [YouTube page](#) now and get notified when a new video is posted.

To advertise on the videos, contact Wilma Van Vaerenbergh via email at: [hruadsales@gmail.com](mailto:hruadsales@gmail.com).

**Share This Story**   
[www.harnessracingupdate.com](http://www.harnessracingupdate.com)

## HARNESS RACING UPDATE

### About Harness Racing Update

Harness Racing Update is owned by HRU Publications of Millwood, NY and will publish Fridays and Sundays from fall through late spring. HRU will add Saturday editions early summer through fall, publishing 3 days per week, and will add editions throughout the year as major news breaks.

**Editor:** Dave Briggs

**Production:** Brian Fuller

**Graphic Design, Ads & Placement:** Lisa Bihuniak

**Advertising Sales:** Wilma Van Vaerenbergh | [contact\\_for\\_ad\\_sales/questions](mailto:contact_for_ad_sales/questions)

**Results & Stats Editors:** Lisa & Lucy Duong

**Founder:** Bill Finley

**Contributors:** Claus Andersen, Garnet Barnsdale, Tim Bojarski, Murray Brown, Jerry Connors, Frank Coto, Paul Delean, Bill Finley, Joe FitzGerald, Dean Gillette, Adam Hamilton, Thomas Hedlund, Bill Heller, Bob Heyden, Dean Hoffman, Victoria Howard, Melissa Keith, Dave Landry, Lauren Lee, Dave Little, Debbie Little, Chris Lomon, David Mattia, Trey Nosrac, Tom Pedulla, Andrea Pietrzak, James Platz, Bob Roberts, Sandra Snyder, Brett Sturman, Jay Wolf & more.

### Get in touch with HRU

PO Box 230 | Millwood, NY | 10546 | Telephone: (226) 374-9999

**Editor/News Stories:** [editor@harnessracingupdate.com](mailto:editor@harnessracingupdate.com)

**Advertising:** [advertising@harnessracingupdate.com](mailto:advertising@harnessracingupdate.com)

**Customer Service:** [customerservice@harnessracingupdate.com](mailto:customerservice@harnessracingupdate.com)

**Advertising info & rates:** [please contact Wilma](#)

## The ALLERAGE FARM Trotting Tradition Continues



Congratulations to

**DABRA DAY**

**2, 1:55.2s-'21 (\$176,520)**

**Kadabra • Day Lily**

\$99,800 OSS Gold Leg winner for 2yotf's in 1:57s, October 4 at Mohawk Park. This is her third OSS Gold Leg win! Now 4-2-0 in 9 freshman starts.

Owned by W J Donovan, Purnel And Libby Llc.

Bred by Little E Llc.

Trained by Meg Crone

Driven by Louis Philippe Roy

Her sister by Southwind Frank, DAISEY DAY, sells as Hip# 424 this Thursday, October 7!



Jeff & Paula Gural, Owners  
Ashleigh Bennett, PA Farm Manager (570) 247-0126  
Giovanni Flores, NY Farm Manager (845) 868-7365  
Visitors always welcome... please call ahead.  
[alleragefarm.com](http://alleragefarm.com)



Dave Landry

Dave Brower (right, interviewing David Reid at the Red Mile in 2019) will anchor today's HRU broadcast from the Breeders Crown Charity Auction at Fasig-Tipton.

## Brower anchors HRU's coverage of today's Breeders Crown Charity Auction

The Meadowlands' Dave Brower will anchor Harness Racing Update's coverage of today's (Oct. 6) Breeders Crown Charity Auction to be held from 2-3 p.m. (Eastern) at Fasig-Tipton prior to the start of the second session of the Lexington Selected Yearling Sale which starts today at 3 p.m.

Brower's segment, produced by the duo of Curtis MacDonald and Aaron Re, is sponsored, with our thanks, by [Kentuckiana Farms](#).

You can watch our coverage of the charity auction, featuring Brower's interviews with VIPs, on HRU's [YouTube channel](#) and on [Facebook](#).

### THE EIGHT STALLIONS AND THEIR DONORS ARE:

Bar Hopping - Hanover Shoe Farms  
Captaintreacherous - Captaintreacherous Syndicate  
Chapter Seven - Blue Chip Farm and Chapter Seven Syndicate  
Downbytheseaside - Adam Bowden of Diamond Creek Farms  
Muscle Hill - Southwind Farm and Muscle Hill Syndicate  
Perfect Sting - Brittany Farms and Val D'Or  
Tall Dark Stranger - Hanover Shoe Farm and Dr. Bridgette Jablonsky  
Walner - Walner Syndicate

This year, the proceeds of the auction and the [Breeders Crown Charity Challenge](#), which has raised over \$400,000 in its first two years, will benefit the enCourage Kids Foundation (Team Miller), John Theurer Cancer Center (Team Dunn), New Jersey Pandemic Relief Fund (Team Gingras) and Special Olympics New Jersey (Team Tetrack).

Find out more about the stallion auction and [Breeders Crown Charity Challenge](#).

## Share This Story

[www.harnessracingupdate.com](http://www.harnessracingupdate.com)



## LIVE HARNESS RACING IS BACK!



### OCTOBER 17 - DECEMBER 6

Daily purse average  
over \$100,000!



### THRILLING GAMING

Spin and win on over  
1,300 Vegas-style games!



### FOUR GREAT RESTAURANTS

A place for every taste, including  
Garrison Oak Steakhouse!

## OAK GROVE

RACING • GAMING • HOTEL

### So Vegas. So Close.

[OakGroveGaming.com](http://OakGroveGaming.com)

Conveniently located at  
777 Winners Way in Oak Grove, KY, just off I-24,  
Exit 86 across from the Fort Campbell Army Post.  
Must be 21. Gambling Problem? Call 1-800-GAMBLER.

# 2021 SELECTED YEARLINGS SALE - TOP SOLD - DAY 1


| Hip | Yearling Name<br><i>Color, Sex, Sire - Dam</i>                                   | Buyer<br><i>Consignor</i>  | Price     |
|-----|--|--|-----------|
| 62  | <b>EXILE</b><br><i>F, BR, Walner - Swan Hot Mama</i>                             | NANCY TAKTER, AGENT, Allentown, NJ, USA<br><i>Diamond Creek</i>                              | \$800,000 |
| 113 | <b>MANDRILL</b><br><i>F, B, Chapter Seven - Steamy Windows</i>                   | MARCUS MELANDER, AGENT FOR SRF STABLE, New Egypt, NJ, USA<br><i>Concord Stud Farm, Agent</i> | \$750,000 |
| 54  | <b>EARTHQUAKE BI</b><br><i>C, B, Walner - Dream Child</i>                        | KENNETH E. JACOBS, Baldwinsville, NY, USA<br><i>Hunterton Sales Agency, Inc., Agent</i>      | \$620,000 |
| 46  | <b>DETROIT CITY</b><br><i>C, B, Muscle Hill - Danae</i>                          | ROBERT LINDSTROM, AGENT, Boden, Sweden<br><i>Cane Run Farm, Agent</i>                        | \$500,000 |
| 105 | <b>CYBERSPACE</b><br><i>F, BR, Walner - Southwind Serena</i>                     | BUCKSTONE LLC, York, PA, USA<br><i>Hunterton Sales Agency, Inc., Agent</i>                   | \$500,000 |
| 32  | <b>CYPRESS HANOVER</b><br><i>C, B, Muscle Hill - Cedar Dove</i>                  | NANCY TAKTER, AGENT, Allentown, NJ, USA<br><i>Hanover Shoe Farms, Inc.</i>                   | \$475,000 |
| 20  | <b>SEASHELL</b><br><i>F, B, Captaintreacherous - Aria Hanover</i>                | TONY ALAGNA, AGENT, Manalapan, NJ, USA<br><i>Brittany Farms Llc</i>                          | \$450,000 |
| 87  | <b>LA DOLCE VITA</b><br><i>F, B, Muscle Hill - Megadolce</i>                     | COURANT INC., Delray Beach, FL, USA<br><i>Hunterton Sales Agency, Inc., Agent</i>            | \$450,000 |
| 24  | <b>BELLISIMA HANOVER</b><br><i>F, B, Captaintreacherous - Bedroomconfessions</i> | STEVEN HEAD, Annapolis, MD, USA<br><i>Hanover Shoe Farms, Inc.</i>                           | \$400,000 |
| 35  | <b>BLONDE BOMBSHELL</b><br><i>F, B, Walner - Hey Blondie</i>                     | DAVID MCDUFFEE, AGENT, Rye, NH, USA<br><i>Cameo Hills Farm</i>                               | \$400,000 |
| 42  | <b>STOP THE SHOW</b><br><i>F, B, Sweet Lou - Come See The Show</i>               | MICKEY BURKE, AGENT FOR BRENT DAVIS, Zanesville, OH, USA<br><i>Cameo Hills Farm</i>          | \$400,000 |
| 115 | <b>SHINEY SUNDAY</b><br><i>F, B, Muscle Hill - Sunshine Delight</i>              | ANDY MILLER STABLE INC., AGENT, Millstone Twp, NJ, USA<br><i>Kentuckiana Farms, Agent</i>    | \$360,000 |
| 53  | <b>KNIGHTS TALE</b><br><i>F, BR, Captaintreacherous - Dragon's Tale</i>          | T. WIER, East Aurora, NY, USA<br><i>Anvil And Lace Farm, Agent</i>                           | \$350,000 |
| 72  | <b>INSTAGRAM MODEL</b><br><i>F, B, Chapter Seven - Check Out Trixie</i>          | LYNN CURRY, West Chester, PA, USA<br><i>Cameo Hills Farm</i>                                 | \$350,000 |
| 92  | <b>KYGO</b><br><i>F, B, Captaintreacherous - My Little Dragon</i>                | TONY ALAGNA, AGENT, Manalapan, NJ, USA<br><i>Hunterton Sales Agency, Inc., Agent</i>         | \$340,000 |
| 38  | <b>BELLA CIAO</b><br><i>F, B, Muscle Hill - Ciao Dolce</i>                       | MICHAEL COTE GAGNON, Montreal, QC, Canada<br><i>Peninsula Farm, Inc., Agent</i>              | \$300,000 |
| 40  | <b>ANDY MAC HANOVER</b><br><i>C, B, Captaintreacherous - Ameraway</i>            | DAVID MCDUFFEE, Rye, NH, USA<br><i>Hanover Shoe Farms, Inc.</i>                              | \$295,000 |
| 103 | <b>PROSECCO PRINCESS</b><br><i>F, B, Captaintreacherous - Sakura Hanover</i>     | ODDS ON RACING LLC, Boca Raton, FL, USA<br><i>Kentuckiana Farms</i>                          | \$285,000 |
| 55  | <b>DON'T FLY ECONOMY</b><br><i>C, B, Always B Miki - Economy Terror</i>          | JOE HOLLOWAY, Freehold, NJ, USA<br><i>Vieux Carre Farms, Agent</i>                           | \$270,000 |
| 68  | <b>ANOINTED</b><br><i>C, B, Tactical Landing - Graceful Touch</i>                | JEAN PIERRE BARJON, Vanves, France<br><i>Hunterton Sales Agency, Inc., Agent</i>             | \$260,000 |
| 106 | <b>LITTLE EXPENSIVE</b><br><i>C, B, Muscle Hill - Seviyorum</i>                  | ANDY MILLER STABLE INC., AGENT, Millstone Twp, NJ, USA<br><i>Blue Chip Farms, Llc, Agent</i> | \$260,000 |



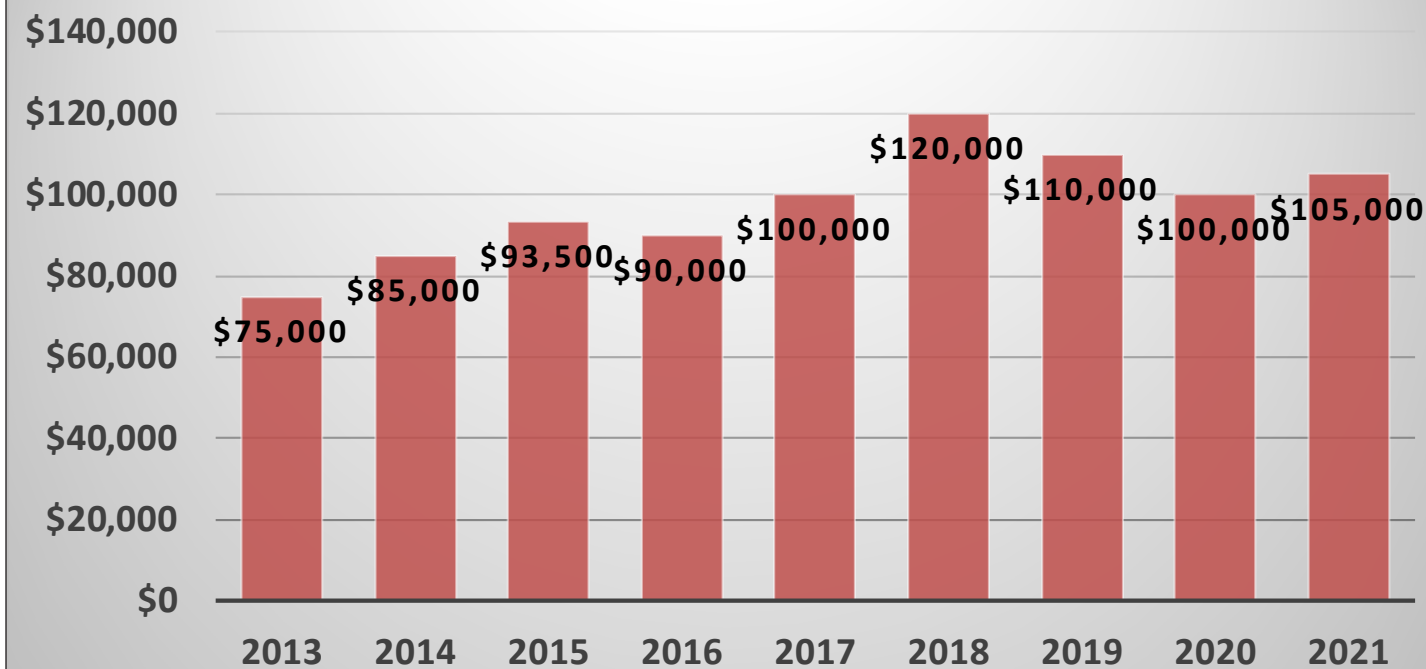
# LEXINGTON

## 2021 Selected Yearling Sale

Historical Averages - Day 1



Median - Day 1





# LEXINGTON

## 2021 Selected Yearling Sale

### LEADING BUYERS - DAY 1

TOP 10 BY GROSS

| Buyer                          | Purchased | Gross       | Average   |
|--------------------------------|-----------|-------------|-----------|
| NANCY TAKTER, AGENT            | 5         | \$1,665,000 | \$333,000 |
| STEVE HEIMBECKER               | 8         | \$1,105,000 | \$138,125 |
| TONY ALAGNA, AGENT             | 6         | \$1,085,000 | \$180,833 |
| MARCUS MELANDER, AGENT         | 2         | \$1,000,000 | \$500,000 |
| ANDY MILLER STABLE INC., AGENT | 6         | \$945,000   | \$157,500 |
| KENNETH E. JACOBS              | 3         | \$817,000   | \$272,333 |
| BURKE RACING STABLE LLC        | 6         | \$795,000   | \$132,500 |
| ROBERT LINDSTROM, AGENT        | 1         | \$500,000   | \$500,000 |
| BUCKSTONE LLC                  | 1         | \$500,000   | \$500,000 |
| COURANT INC.                   | 2         | \$495,000   | \$247,500 |

### LEADING BUYERS - DAY 1

TOP 10 BY AVERAGE

| Buyer                   | Purchased | Gross       | Average   |
|-------------------------|-----------|-------------|-----------|
| MARCUS MELANDER, AGENT  | 2         | \$1,000,000 | \$500,000 |
| BUCKSTONE LLC           | 1         | \$500,000   | \$500,000 |
| ROBERT LINDSTROM, AGENT | 1         | \$500,000   | \$500,000 |
| STEVEN HEAD             | 1         | \$400,000   | \$400,000 |
| MICKEY BURKE, AGENT     | 1         | \$400,000   | \$400,000 |
| DAVID MCDUFFEE, AGENT   | 1         | \$400,000   | \$400,000 |
| T. WIER                 | 1         | \$350,000   | \$350,000 |
| NANCY TAKTER, AGENT     | 5         | \$1,665,000 | \$333,000 |
| MICHAEL COTE GAGNON     | 1         | \$300,000   | \$300,000 |
| DAVID MCDUFFEE          | 1         | \$295,000   | \$295,000 |

### LEADING CONSIGNORS - DAY 1

TOP 10 BY GROSS (3 or more sold)

| Consignor                    | Sold | Gross       | Average   |
|------------------------------|------|-------------|-----------|
| HUNTERTON SALES AGENCY, INC. | 17   | \$3,592,000 | \$211,294 |
| HANOVER SHOE FARMS, INC.     | 15   | \$2,675,000 | \$178,333 |
| KENTUCKIANA FARMS            | 14   | \$1,862,000 | \$133,000 |
| CAMEO HILLS FARM             | 7    | \$1,537,000 | \$219,571 |
| DIAMOND CREEK                | 7    | \$1,520,000 | \$217,143 |
| PREFERRED EQUINE, INC.       | 11   | \$1,299,000 | \$118,091 |
| CONCORD STUD FARM            | 5    | \$1,130,000 | \$226,000 |
| VIEUX CARRE FARMS            | 6    | \$713,000   | \$118,833 |
| BRITTANY FARMS LLC           | 3    | \$610,000   | \$203,333 |
| PENINSULA FARM, INC.         | 5    | \$600,000   | \$120,000 |

### LEADING CONSIGNORS - DAY 1

TOP 10 BY AVERAGE (3 or more sold)

| Consignor                    | Sold | Gross       | Average   |
|------------------------------|------|-------------|-----------|
| CONCORD STUD FARM            | 5    | \$1,130,000 | \$226,000 |
| CAMEO HILLS FARM             | 7    | \$1,536,997 | \$219,571 |
| DIAMOND CREEK                | 7    | \$1,520,001 | \$217,143 |
| HUNTERTON SALES AGENCY, INC. | 17   | \$3,591,998 | \$211,294 |
| BRITTANY FARMS LLC           | 3    | \$609,999   | \$203,333 |
| HANOVER SHOE FARMS, INC.     | 15   | \$2,674,995 | \$178,333 |
| BLUE CHIP FARMS, LLC         | 3    | \$525,000   | \$175,000 |
| KENTUCKIANA FARMS            | 14   | \$1,862,000 | \$133,000 |
| PENINSULA FARM, INC.         | 5    | \$600,000   | \$120,000 |
| VIEUX CARRE FARMS            | 6    | \$712,998   | \$118,833 |

### LEADING SIRES - DAY 1

TOP 10 BY GROSS (3 or more sold)

| Sire               | Sold | Gross       | Average   |
|--------------------|------|-------------|-----------|
| WALNER             | 18   | \$3,877,000 | \$215,389 |
| MUSCLE HILL        | 16   | \$3,277,000 | \$204,813 |
| CAPTAINTREACHEROUS | 14   | \$3,157,000 | \$225,500 |
| CHAPTER SEVEN      | 15   | \$2,572,000 | \$171,467 |
| SWEET LOU          | 8    | \$1,200,000 | \$150,000 |
| TACTICAL LANDING   | 13   | \$1,159,000 | \$89,154  |
| FATHER PATRICK     | 8    | \$962,000   | \$120,250 |
| ALWAYS B MIKI      | 7    | \$803,000   | \$114,714 |
| AMERICAN IDEAL     | 5    | \$256,000   | \$51,200  |

### LEADING SIRES - DAY 1

TOP 10 BY AVERAGE (3 or more sold)

| Sire               | Sold | Gross       | Average   |
|--------------------|------|-------------|-----------|
| CAPTAINTREACHEROUS | 14   | \$3,157,000 | \$225,500 |
| WALNER             | 18   | \$3,877,002 | \$215,389 |
| MUSCLE HILL        | 16   | \$3,277,008 | \$204,813 |
| CHAPTER SEVEN      | 15   | \$2,572,005 | \$171,467 |
| SWEET LOU          | 8    | \$1,200,000 | \$150,000 |
| FATHER PATRICK     | 8    | \$962,000   | \$120,250 |
| ALWAYS B MIKI      | 7    | \$802,998   | \$114,714 |
| TACTICAL LANDING   | 13   | \$1,159,002 | \$89,154  |
| AMERICAN IDEAL     | 5    | \$256,000   | \$51,200  |



# LEXINGTON

## 2021 Selected Yearling Sale

### BUYER DEMOGRAPHICS - DAY 1

| Country       | Jurisdiction | Gross        | % of Sales Gross |
|---------------|--------------|--------------|------------------|
| CANADA        | ON           | \$1,480,000  |                  |
| CANADA        | QC           | \$160,000    |                  |
| CANADA TOTALS |              | \$1,820,000  | 9.80%            |
| SWEDEN        |              | \$880,000    |                  |
| FRANCE        |              | \$260,000    |                  |
| EUROPE TOTALS |              | \$1,140,000  | 6.10%            |
| USA           | NJ           | \$6,936,000  |                  |
| USA           | PA           | \$2,060,000  |                  |
| USA           | NY           | \$1,461,000  |                  |
| USA           | FL           | \$1,325,000  |                  |
| USA           | OH           | \$1,004,000  |                  |
| USA           | MD           | \$940,000    |                  |
| USA           | NH           | \$695,000    |                  |
| USA           | KY           | \$245,000    |                  |
| USA           | MN           | \$205,000    |                  |
| USA           | CT           | \$165,000    |                  |
| USA           | DE           | \$163,000    |                  |
| USA           | MI           | \$150,000    |                  |
| USA           | IL           | \$139,000    |                  |
| USA           | VA           | \$47,000     |                  |
| USA           | IN           | \$45,000     |                  |
| USA TOTALS    |              | \$15,580,000 | 84.00%           |

### SESSION TOTALS - DAY 1

| Category         | Sold | Amount       | Average   | Median    |
|------------------|------|--------------|-----------|-----------|
| Pacing Colts     | 22   | \$2,634,000  | \$119,727 | \$101,000 |
| Pacing Fillies   | 17   | \$3,257,000  | \$191,588 | \$125,000 |
| Trotting Colts   | 40   | \$5,751,000  | \$143,775 | \$110,000 |
| Trotting Fillies | 36   | \$6,903,000  | \$191,750 | \$120,000 |
| Pacers           | 39   | \$5,891,000  | \$151,051 | \$102,000 |
| Trotters         | 76   | \$12,654,000 | \$166,500 | \$107,500 |
| Colts            | 62   | \$8,385,000  | \$135,242 | \$101,000 |
| Fillies          | 53   | \$10,160,000 | \$191,698 | \$115,000 |
| Total            | 115  | \$18,545,000 | \$161,261 | \$105,000 |

**THE TRUSTED EXPERT  
FOR QUALITY  
KENTUCKY REAL ESTATE  
SINCE 1994**



**TOM BIEDERMAN**  
BIEDERMANREALESTATE.COM  
CALL 859.277.2030





Have an announcement to share?

EDITOR@HARNESSRACINGUPDATE.COM



## HRU EDITIONS FROM THE PAST



Previous HRU editions are available any  
time for FREE on the HRU website

[www.harnessracingupdate.com/archives](http://www.harnessracingupdate.com/archives)

HOME

SUBSCRIBE

PAST EDITIONS

ADVERTISING

ABOUT US

January

| Mo | Tu | We | Th | Fr | Sa | Su |
|----|----|----|----|----|----|----|
| 1  | 2  | 3  | 4  | 5  | 6  | 7  |
| 8  | 9  | 10 | 11 | 12 | 13 | 14 |
| 15 | 16 | 17 | 18 | 19 | 20 | 21 |
| 22 | 23 | 24 | 25 | 26 | 27 | 28 |
| 29 | 30 | 31 |    |    |    |    |

February

| Mo | Tu | We | Th | Fr | Sa | Su |
|----|----|----|----|----|----|----|
|    |    |    | 1  | 2  | 3  | 4  |
| 5  | 6  | 7  | 8  | 9  | 10 | 11 |
| 12 | 13 | 14 | 15 | 16 | 17 | 18 |
| 19 | 20 | 21 | 22 | 23 | 24 | 25 |
| 26 | 27 | 28 |    |    |    |    |

March

| Mo | Tu | We | Th | Fr | Sa | Su |
|----|----|----|----|----|----|----|
|    |    |    | 1  | 2  | 3  | 4  |
| 5  | 6  | 7  | 8  | 9  | 10 | 11 |
| 12 | 13 | 14 | 15 | 16 | 17 | 18 |
| 19 | 20 | 21 | 22 | 23 | 24 | 25 |
| 26 | 27 | 28 | 29 | 30 | 31 |    |

April

| Mo | Tu | We | Th | Fr | Sa | Su |
|----|----|----|----|----|----|----|
|    |    |    |    |    |    | 1  |
| 2  | 3  | 4  | 5  | 6  | 7  | 8  |
| 9  | 10 | 11 | 12 | 13 | 14 | 15 |
| 16 | 17 | 18 | 19 | 20 | 21 | 22 |
| 23 | 24 | 25 | 26 | 27 | 28 | 29 |
| 30 |    |    |    |    |    |    |

## Gural: new stakes in Garden State for 2022 more reasons to buy a New Jersey-sired yearling

by Dave Briggs

Meadowlands owner Jeff Gural said Tuesday that sports betting at his East Rutherford, NJ track has been so successful there will be an additional \$2 million in stakes events for New Jersey-sired horses beginning in 2022 thanks to a partnership between his track and the Standardbred Breeders and Owners Association (SBOA) of New Jersey.

"We have an agreement with the horsemen that they get 25 per cent of any sports-betting revenue over \$6 million dollars with a minimum of a million dollars. Our best guess is that will result in the horsemen getting a payment at the end of the year between \$2.5 and \$3 million dollars, depending on how the (sports) underdogs do between now and the end of the year," Gural said, laughing.

"We would be in deep trouble without sports betting because the horse racing has really suffered financially and it's really the sports betting that's keeping us afloat, unfortunately."

The \$2 million is on top of a previously-announced 20 per cent increase in purses for New Jersey Sires Stakes (NJSS) events.

Gural said he hopes people take that into consideration while bidding on horses at the Lexington Selected yearling sale.

"The reason we did it this way was to help the sale and help those people who bred to Jersey stallions," he said.



Michael Lisa

**Jeff Gural and the SBOA of New Jersey have announced \$2 million in new stakes for New Jersey-breds beginning in 2022.**

It also sends a powerful message to state of New Jersey which is subsidizing racing and requiring the industry to prove it has used the money wisely to grow the industry in order to continue to receive the subsidy.

"That was my argument with the SBOA. I thought we had a moral responsibility to use the money to help support New Jersey racing and breeding, because this is clearly aimed directly at bringing mares and stallions into the state and creating green space and jobs," Gural said.

The new stakes events, called the New Jersey Classics, will offer colt and filly divisions for all races and be raced in an elimination and final format for 2- and 3-year-old trotters and 2-year-old pacers with an "A" and "B" division offered for all.

"We have a smaller purse structure for the pacers, because the only pacing stallion in New Jersey really is Lazarus next year. We don't need a 3-year-old race, we just needed a 2-year-old race," Gural said.

Tentatively scheduled for September, 2022, the trotting races will both have a final purse estimated at \$300,000 for the A division and \$100,000 for the B division while the 2-year-old pacers will go for \$150,000 in the A and \$75,000 in the B. Nominating and sustaining payments will be required and are being estimated.

Gural said New Jersey is taking a different approach than Kentucky, which is adding \$11 million to its sires stakes program in 2022, but spreading the money out over multiple legs. Gural said more races might not be the best plan for young horses.

Frank & Dino's

**RELIVE THE SPIRIT OF 1950'S ITALIAN-AMERICAN CUISINE IN LEXINGTON!**

While enjoying our warm atmosphere, sample a spirit from our bar, or a wine from our vast wine selection. Our bar offers a **Happy Hour** with **50% off all brands** until 6:30 p.m., Monday through Sunday. Live music on select evenings.

Located inside of the Security Trust Building at 271 W. Short Street

(859) 303-4007 | [frankanddinos.com](http://frankanddinos.com)



"There's so many legs (in Kentucky) and literally you're starting up right after the Hambletonian and then you're going almost right into Lexington, so the horses really don't get a break," Gural said. "With that in mind, we decided that we... when we reopen (the Meadowlands) on Labor Day, we're only open three weekends in September and we would utilize those weekends for these races. Essentially, the horses get about a month off after the Hambletonian, assuming they raced in the Peter Haughton or the Kindergarten or other stakes that we have on Hambletonian weekend. Then, they would get another two weeks off before the Grand Circuit starts and then they get another week off, I think, before the Breeders Crown. Maybe two weeks, I'm not sure. And then you get another two weeks off before the Final Four. It spreads it out a little more, so these horses are not beaten up at 2 and then they can become good 3-year-olds and, hopefully, good 4-year-olds."

Gural has long been an advocate of keeping star horses on the track longer to help grow fan interest.

"There's no question that people respond to stars. There's no successful sports franchise, maybe with the exception of Tampa Bay in baseball, that doesn't have stars. People want to come see Aaron Judge or Jacob DeGrom pitch. This Ohtani guy is an amazing guy. LeBron James – that's who people want to see.

"When Michael Jordan was around, everyone wanted to go to the Bulls. Now, a ticket to the Bulls games haven't been that much in demand."

Gural said he is excited about what the new stakes could mean for New Jersey's breeding industry and keeping more horses in New Jersey longer should be helpful for filling fields at The Big M.

"It's huge and it's going to help people that are breeding in New Jersey. Hopefully, people are paying attention to what's happening because this is a terrific boost to not only have a \$240,000 final for the Jersey sires, but to open up just after Labor Day with a \$300,000 race for the Jersey horses and a B division as well. So, it gives everybody a chance to make some money," Gural said.

"If you buy one of those (New Jersey-sired horses) that's not dual eligible you'll have a \$300,000 race for your horse in September, if you have one of the top 2-year-olds. And if you bought a good 2-year-old last year then you'll have a \$300,000 race next year for the 3-year-olds."

With the exponential growth of sports betting in New Jersey, Gural said he hopes to use some future money for marketing harness racing.

"It's unfortunate that we don't use some of this money for marketing. At the end of the day, people will look back and think what a stupid mistake that was. We've proposed to the SBOA... because we're not using up all of the money, that we should utilize about \$200,000 for marketing, so I'm hopeful that the SBOA will go along with us," Gural said.

"I want to do some of the things that the casino is doing. People don't understand how much money the casino spends in marketing. It's a great business and, believe me, so is sports betting, but look how much they spend marketing in sports betting. Anyone watching television sees ads for Fan Duel, Draft Kings, Bet MGM... they spend a fortune marketing and we spend nothing on marketing, literally. I have some ideas that I'd like to try to see if they work."

Share This Story



HARNESSRACINGUPDATE.COM



Working Together for a strong  
Horse Racing Industry in Ontario

Three Breeds • One Vision



COME JOIN US FOR THE FULL  
"LEXINGTON EXPERIENCE!"

LIVE RACING August 1–October 10

MAJOR STAKES October 1–10

LEXINGTON YEARLING SALE October 5–9

All post times at 1pm

[www.redmileky.com](http://www.redmileky.com) • (859) 255-0752

1200 Red Mile Road, Lexington, KY

Interested in sponsoring our Major Stakes? Call Cindy Solverson at (847) 845-0659

## GRASSROOTS PERSPECTIVE

with CHRIS LOMON



### Iowa's Jason Telfer building a solid foundation to his racing career

by Chris Lomon

The construction of Jason Telfer's harness racing career started with a solid foundation.

A native of Ottumwa, IA, Telfer, who works full-time in the construction industry, grew up in Eldon before making the move to Selma, the place he currently calls home.

His parents were longtime horsepeople before they eventually got out of the game. His great-grandfather also had strong ties to the sport.

Although he had been around horses for a long time and was

quite familiar with the standardbred world, the idea of making a career of it had never really crossed Telfer's mind.

Until it did.

Telfer's interest in racing was sparked when he began dating Heidi Saner, now his wife, over 15 years ago. Her father, John, who was part of the Illinois racing scene, found his way back to Iowa.

When his future father-in-law started working with horsemen, father and son team Paul and Gary Liles, Telfer went along for the ride.

The more he found himself at the racetrack, the more interest he took in all aspects of horse racing.

"I'm so glad I did go. It was great feeling being around the horses and enjoying that atmosphere. It really sparked something in me."

Not long after he started jogging horses, Telfer asked if he could hop into the driver's seat.

Soon after, he was in the race bike, driving at fairs throughout his home state of Iowa and winning races.

Despite a few nervous moments, his first time in the sulky proved to be a life-altering experience.

Soon after, he took part in his first race at a regional fair in Eldon. Although it didn't produce a storybook ending, Telfer was thrilled at the idea of starting a new chapter in his life.

It took seven more races before he notched his milestone first win, the victory coming with trotter Hasty I D Claire on July 5, 2017.

Family, friends and others joined Telfer for the winner's circle photo – and plenty of other pictures afterwards – to celebrate the moment.

Two days later, he partnered Paul Liles' then rookie pacer The Real Prize to top prize at the Keokuk County Fair.

"It was a special moment, for sure. I really look up to my father-in-law a lot. He got me into racing, and he's been it pretty much his whole life. I'm really grateful for what he's done for me."

Fast forward to present times and Telfer has built quite the successful career in the bike, one that enables him to focus on his full-time construction job while also having time to reap the rewards of driving, training and owning standardbreds.

His 2021 season has been his most memorable to date.

As of Oct. 4, Telfer has a driving mark of 7-9-11 from 57 starts. He's also set a career-best number in the purse earnings category.

A horse by the name of Nutter Butter might help him add to his ownership successes.

Telfer owns the 3-year-old trotting daughter of Neely Dunn (IN).

"I'm sending her out to Pennsylvania to race. She's getting leased out to one of our friends from Humboldt (IA), Brady Jenson, who races at Running Aces. Every winter he goes to The Meadows. He's been interested in this filly, so he decided to make an offer and I decided to lease her.

"She's a really nice filly. She did really well as a 2-year-old. When she was turned out, she stepped on something and got it in her foot. She didn't come back around as we hoped when she was a 3-year-old, but she's a very nice filly."

There have been other highlights along the way.

One that quickly comes to mind is Detonator Dude, a 2-year-old pacing son of Transcending that Telfer pilots.



Courtesy Jason Telfer

Jason Telfer in the winner's circle in Iowa.

"We were second in a \$15,000 race at What Cheer in mid-September. He's a really nice horse. And since he's bred in Iowa, he's eligible for a lot of the big races here. He won on September 26<sup>th</sup> and he gets better every time he's on the racetrack."

After initially dismissing the notion of any similarities between construction and racing, Telfer found some connections between the two.

"When I show up for my construction job, I'm not sure what I'm going to be asked to do for the day. And that's kind of what happens at the racetrack. You don't know what a horse is going to do or what they are going to need each day. It's unpredictable, even within a race. You don't always know if the horse will have a good or bad race. It could be an off day... everyone has them."

On those tough days, Telfer isn't the type to dwell on what could have been.

Instead, the avid deer hunter embraces the uncertainties of the sport and focuses on the things he can control.

"Sometimes it's one bad week, sometimes it's two weeks... you have to let it go and move on to the next week. You win more than you lose in this game, so you put your mind to doing what you can to make next week a better one."

One constant for Telfer is his enjoyment of working with young horses.

"I help my father-in-law break weanlings. That's one of the best parts of this business. You work with all types of personalities. The crazy ones sometimes end up being the best one in the barn. It's that whole process of seeing them start out, get better, smarter and faster."

"Detonator Dude was one of those high-strung horses who turned out to be a really good one. I told my father-in-law I'd let my daughter drive him now. It was amazing to see how he changed over time and that you were part of it."

Telfer and Saner played a major role in the success story of pacer Snobbytown.

Bred by Scott Hagemeyer, the daughter of Nob Hill High (OH) is now in the stable of Ron Burke, who co-owns the 5-year-old with Weaver Brussemi LLC and Jason Melillo.

"We had her. We don't her anymore, but we still keep track of her. We watch her races all the time. It's a nice feeling to know that you broke that horse and that she's gone on to do so well."

It's exactly what Telfer is hoping for himself.

His top priority, short term, is to keep a narrow focus on his racing career. He hopes that approach will pay off in seeing his long-term goal come to fruition.

"My father-in-law jogs them and takes care of the horses. When I get my free time – I get Friday, Saturday and Sunday off – I'm right there with him. I would love to quit my construction job and do horse racing full time... if I ever get there. I really hope I do. Otherwise, it's just taking it day-by-day, one step at a time."

**Share This Story**



[www.HARNESSRACINGUPDATE.COM](http://www.HARNESSRACINGUPDATE.COM)



## MY MVP *Congratulates*

### **\$74,200 BLUEGRASS STAKES WINNER HERCULISA**

My MVP-Herculotte Hanover-Andover Hall  
2, 1:55.1f; 3, 1:52f -'21 (\$439,595)

**Trainer:** Virgil Morgan Jr. • **Driver:** Brett Miller • **Owner:** Jesmeral Stable

**Breeders:** Joseph Mclead, Billy Walters & Up Front Racing LLC

**Look for My MVP's First Ontario Crop at Lexington Sale!**

**Dunroven Stud: #781, OUR THERAPIST**

**Winbak Farm: #469, ALL STAR YANKEE • #618, MVP PRINCESS • #816, ALL GIRLS CLUB**



**My MVP stands at Winbak Farm of Canada. Click here for information.**

Pat Woods, Winbak Farm of Canada Manager

905.838.2145 / [www.winbakfarm.com](http://www.winbakfarm.com) / [f](#) / [t](#)

# EUROPEAN REPORT



with THOMAS HEDLUND

## Face Time Bourbon gets his revenge, sets Naples track record

by Thomas Hedlund

Naples, Italy held its highlight race card on Sunday (Oct. 3) with the \$765,000 Gran Premio della Lotteria as the big event. It became a

battle between champion trotter Face Time Bourbon (Ready Cash) and a strong Alessandro Gocciadoro-trained army of six trotters.

Gocciadoro dominated the three elimination heats and his **Alrajah One** (Maharajah) defeated the big favorite Face Time Bourbon in the second elimination. Gocciadoro sent his horse to the lead after the first turn which resulted in a pocket trip for stablemate Vitruvio. Face Time Bourbon was beaten by a head after a first over trip while Alrajah One came home in track record 1:53.1.

Gocciadoro won the first elimination with **Vivid Wise As** (Yankee Glide), driven by Matthieu Abrivard and Vivid Wise As controlled the field from the lead while title defender Zacon Gio claimed the silver and a spot in the final as runner up after a second over trip.

Heat three became a total Gocciadoro show as he claimed all three tickets for the final. Gocciadoro steered **Vernissage Grif** (Varenne) to victory and stablemates Global Trustworthy and Bubble Effe followed behind as second and third.

Gocciadoro had six out of nine finalists and it was no longer obvious that Face Time Bourbon would collect the prestigious trophy on Italian soil. But, as the final went on, everything



Gerard Forni

Face Time Bourbon (Eric Raffin) winning the \$765,000 Gran Premio della Lotteria on Sunday (Oct. 3) in Naples, Italy.

worked perfectly for Sébastien Guarato's horse. Eric Raffin placed Face Time Bourbon second over, covered by Vivid Wise As who had to accept the first over trip, outside of leader Alrajah One.

When Vivid Wise As ran out of power in the last turn, Raffin attacked three wide and **Face Time Bourbon** answered perfectly over the stretch. Alrajah One tried to defend himself as well as he could, but Face Time Bourbon's ability for speed was too much for the Gocciadoro-trained leader and during the race's last 100 meters it was clear that Face Time Bourbon would reach his desirable trophy and he did it in a track record of 1:53.

Alrajah One held to second place ahead of Vitruvio. It was announced that runner up Alrajah One left Alessandro Gocciadoro's stable after the Sunday's race card. The new trainer is now Holger Ehlert.

### Planbee best in Finland

The \$230,000 Finnish Kriterium for 3-year-old horses was held in Tampere on Saturday (Oct. 2) afternoon and **Planbee** (All Laid Out) posted an upset after a guarded trip as fourth on the inside.

Tommi Kylliäinen drove the 3-year-old gelding and the duo caught up with leader Shackhills Twister shortly ahead of the wire, as free space to sprint arrived at the top of the stretch.

Mile rate over 1.6 mile was 1:57.4 and Planbee claimed his sixth win in twelve starts. Sahara Flames took bronze medal.

### Focus at Åby racetrack this Saturday

One of the most interesting race cards of the year in Sweden is offered at Åby, outside of Gothenburg this Saturday (Oct. 9). Highlights such as the \$465,000 Grand Prix de l'U.E.T. for 4-year-olds bred in Europe, \$115,000 Championship for mares, \$115,000 European Championship for 3- and 5-year-olds and \$115,000 Swedish Championship are on the schedule and several top trotters will make their journey's to the Swedish west coast on Saturday.

The UET Grand Prix is definitely an interesting story where undefeated Derby winner Calgary Games (Readly Express) chases his ninth consecutive win and where he will face merited French top 4-year-olds, among others.

### \$465,000 UET Grand Prix 2021

2,140 meters (1.3 miles)

POST - HORSE - SIRE - DRIVER

- 1 - **Marre's Dreamboy** - Maharajah - Erik Adielsson
- 2 - **San Moteur** - Panne de Moteur - Björn Goop
- 3 - **Hirondelle Sibey** - Gazouillis - Eric Raffin
- 4 - **Calgary Games** - Readly Express - Jorma Kontio
- 5 - **Mister Hercules** - Trixton - Örjan Kihlström
- 6 - **Heliade du Goutier** - Prodigious - Gabriele Gelormini
- 7 - **Helgafell** - Charly du Noyer - David Thomain

- 8 - **Napoleon Cash** - Djali Boko - Carl Johan Jepson
- 9 - **Ready Tonight** - Muscle Hill - Johan Untersteiner
- 10 - **Global Badman** - Daniel Wäjersten
- 11 - **Hakim Griff** - Brilliantissime - Hans Crebas
- 12 - **Wallawalla Broline** - Torbjörn Jansson

The complete race card for Saturday.

## Share This Story



[HARNESSRACINGUPDATE.COM](http://www.harnessracingupdate.com)





## Star-studded Red Mile Sunday stakes in the book

by Ray Cotolo for the Red Mile

Brett Miller made sure the ball was in **Charlie May's** court with a backside swoop to the lead, forcing Perfect Sting to charge after him in a sprint to the finish. The move proved a winning one, with the Don Tiger homebred defeating Perfect Sting in a 1:51.1 mile in the second of three divisions of the \$253,000 Captaintreacherous 3-Year-Old Colt & Gelding Pace on Sunday (Oct. 3) at the Red Mile.

Floating into third to a :29.2 first quarter, Miller brushed Charlie May to the top up the backside while his main threat, 4-5 favorite Perfect Sting, raced patiently from fourth to a :57.2 half. Driver David Miller tipped Perfect Sting first over to the far turn and slowly advanced towards Charlie May to three-quarters in 1:24.2. Off the corner, the tempo increasing to the tune of a :26.4 final quarter, in which Charlie May maintained his advantage to keep Perfect Sting at bay by three-quarter lengths. Emblaze Hanover sat the pocket to finish third while I'll Drink To That rallied from second over for fourth.

Charlie May paid \$5.80 to win while collecting his eighth victory from 16 starts this season and his 15<sup>th</sup> from 25 starts overall. The gelded son of McArdle is rapidly nearing the \$1 million earnings plateau, having banked \$899,902.

As the showers loomed into Lexington, **Water Sports Teen** played through the developing splash of a track still rated "good" to win the first division of the Captaintreacherous in 1:49.3.



Amanda Stephens

**Charlie May (Brett Miller) defeated Perfect Sting in one of three Bluegrass divisions on Sunday (Oct. 3) at the Red Mile.**

Driver Joe Bongiorno hustled Water Sports Teen to the top before a :27 first quarter with One Eight Hundred sitting second and Natameri third. The field stayed aligned at the pegs up the backside with the throttle still pressed toward a :54 half and even to three-quarters in 1:21.1.

Natameri mounted a bid off the pegs around the final turn but began to regress off the corner as Summa Cum Laude kicked off cover to the center of the track along with Rockyroad Hanover. However Waters Sports Teen gave no leeway to the line, completing his speed show over a late-gaining Rockyroad Hanover by a neck with Summa Cum Laude taking third and Heart Of Chewbacca rallying for fourth.

A colt by Somebeachsomewhere, Water Sports Teen won his ninth race from 23 starts this season and his 10<sup>th</sup> from 31 overall, earning \$248,751. Jenn Bongiorno trains the \$16.40 winner for owner Joshua Jay Graber.

**Southwind Gendry** gave way briefly to 1-2 favorite Abuckabett Hanover in mid-stretch before battling back to claim the lead and win the final division of the Captaintreacherous going away in 1:50.

Chase H Hanover swept from the outermost post in the field of seven to the lead before the first turn with pylon-starter Commanding Officer and the rest of the field aligning in post-position order. By a :28.4 first quarter, Commanding Officer circled Chase H Hanover to take the lead before Southwind Gendry came calling and soon commandeered the field to a :57.2 half.

Abuckabett Hanover tracked Southwind Gendry's move up the backside but raced to the final turn at his side. The pair matched strides to three-quarters in 1:23.3 and Abuckabett Hanover edged a neck in front of Southwind Gendry through the stretch. But the resurgent gelding by Always B Miki reclaimed the lead in the final sixteenth and scooted to a two-length victory over Abuckabett Hanover, with Bayfield Beach finishing third and Commanding Officer fourth.

"He's a fighter," winning driver Yannick Gingras said of Southwind Gendry after the race. "When he's right, he's a really nice horse. Things haven't gone the right way for him for a while now, and I was starting to think it was my fault, too. I just couldn't make him go [and] things weren't working out. But Ronnie [Burke] said he was going to be here with him all week [and that] he'll be good; he'll be fine. He was out of his mind in the post parade – he was really grabby and aggressive. So I figured I was either going to choke him or he was going to be really good, but he was obviously really good."

Owned by Burke Racing Stable & Phil Collura, Knox Services and J&T Silva-Purnel & Libby, Southwind Gendry won his fourth race from 12 starts this season and his 14<sup>th</sup> from 25 overall, earning \$915,741. Ron Burke trains the \$16.60 winner.

Each division of the Captaintreacherous Bluegrass 3-Year-Old Colt & Gelding Pace was sponsored by the Captaintreacherous Syndicate and Hanover Shoe Farm.

## Test Of Faith a millionaire with Bluegrass win

Odds-on choice **Test Of Faith** towed into a perfect striking spot from second over and delivered a strong stretch kick to take the \$150,000 Papi Rob Hanover Bluegrass 3-Year-Old Filly Pace, becoming racing's newest millionaire.

Driver David Miller settled the Brett Pelling trainee into third to a :28.3 first quarter set by Blue Diamond Eyes and stayed put at the pegs up the backside while Fire Start Hanover got underway uncovered out of fifth. Stalled to a :56.3 half, Fire Start Hanover remained at Blue Diamond Eyes' side around the turn as Miller grabbed cover for Test Of Faith circling the final turn.

Blue Diamond Eyes held a narrow advantage by three-quarters in 1:24.1 and fought for the lead through the stretch with a trio of challengers surrounding. Grace Hill slid through an opening to the pylons while Fire Start Hanover kept plugging to the outside, but Test Of Faith rolled with the most momentum off a helmet to win by 1-1/2 lengths over Grace Hill. Fire Start Hanover held third from Blue Diamond Eyes in fourth.

"Brett and Jack [Pelling] have done a great job with the filly throughout her career and obviously did a great job getting her ready for this week, so it was an exciting day for us," said Ken Jackson, head of Kentuckiana Farms and co-owner of Test Of Faith. "Because [of] where she's staked in New York, she doesn't get on the big track often. So we're excited to be on it and obviously we get to finish out the year that way."

The victory propelled Test Of Faith to \$1,051,739 in earnings for owners Melvin Segal, Kentuckiana Racing Stable and Eddie Gran. Brett Pelling conditions the daughter of Art Major who won her 10th race from 12 starts this season and her 18th from 21 overall. She paid \$3.20 to win.

The lone division of the Papi Rob Hanover Bluegrass 3-Year-Old Filly Pace was sponsored by the Papi Rob Hanover Syndicate and Hanover Shoe Farm.

Big mutuels came through the windows following each division of the \$208,000 Greenshoe Bluegrass 3-Year-Old Colt & Gelding Trot all thanks to trainer/driver Ake Svanstedt, who landed in the winner's circle of both splits with long-odd horses.

**Mon Amour** floated off the cones into the final turn and applied steady first-over pressure before overtaking the lead and striding home to a 53-1 score in the first division of the Greenshoe.

Over a track freshly downgraded to "sloppy", trainer-driver Ake Svanstedt landed Mon Amour in third from post 8 as the field rolled through a downpour to a :28 first quarter set by Plumville Prince. Take All Comers soon vacated pocket to the backside to grab the lead before a :57.4 half, where Svanstedt committed to lead a developing outer tier to the final turn.

Take All Comers cruised to three-quarters in 1:27.3 as Mon Amour ranged to match strides with the leader coming into the stretch. Mon Amour assumed the lead coming to the eighth pole with Take All Comers suddenly folding to the inside and held control to the finish of a 1:55.2 mile by two lengths over

Balenciaga, who rallied once splitting horses late. Locatelli took third with Plumville Prince riding the pylons for fourth.

Paying \$108 to win, Mon Amour scored his third victory from 13 starts this season and his fifth from 19 starts overall. Al Libfeld, Marvin & Lynn Katz and Sam Goldband own the Muscle Hill colt who has now earned \$164,300.

Svanstedt came over the top to nab the second split of the Greenshoe with another longshot, zipping by the field with 22-1 **Fly Light** in a 1:53.1 mile.

Rattle My Cage emerged in front of a first-turn skirmish for the top to a :28 first quarter with Sevenshadesofgrey securing the pocket and Zenith Stride settling into third. In Range raced wide to the backside and marched towards the top but failed to clear to a :55.2 half. He started to tire into the final turn, forcing 1-5 favorite Ahundreddollarbill three wide around the final turn.

Ahundreddollarbill progressed to press Rattle My Cage to three-quarters in 1:24 and ground to a narrow lead trotting through the stretch. Meanwhile, from near last, Fly Light lunged down the center of the track and slid by his competition to win going clear by 4-3/4 lengths over late-closing Really Fast. Ahundreddollarbill settled for third over Rattle My Cage.

Fly Light paid \$47.60 to win in collecting his second victory from eight starts this season and his third from 16 starts overall. The Father Patrick gelding has banked \$313,021 for owners Ake Svanstedt Inc. and Stable Why Not.

Each division of the Greenshoe Bluegrass 3-Year-Old Colt & Gelding Trot was sponsored by the Greenshoe Syndicate and Hanover Shoe Farms.

Nancy Takter pupil **Altar** took the top before the half and gradually stepped away from her rivals as she rolled under wraps to a 1:50.3 victory in the first of three divisions for the \$223,600 Bar Hopping Bluegrass 3-Year-Old Filly Trot.

You Ato Dream cleared command past a :27.3 first quarter but soon yielded the lead as Altar advanced wide out of fourth for the lead before a :55.2 half. Once on the point, Altar cruised into the final turn towards three-quarters in 1:23.2 and opened four lengths on the field spinning for home, expanding that margin through the stretch to 7-3/4 lengths at the beam over You Ato Dream. Pub Crawl gave chase from third with May Karp finishing fourth.

Winning her fifth race from nine starts this season and her seventh from 15 overall, Altar has banked \$206,873 for owner Diamond Creek Racing. Dexter Dunn piloted the Muscle Hill filly who paid \$3.60 to win.

**Herculisa** crossed to the front up the backside and held firm to the finish to take the second division of the Bar Hopping in 1:53.1.

Off the 3-5 favorite, Herculisa settled into fourth from the pylon post while Beautiful Game grabbed the lead from post 8 to a :28.1 first quarter. Avenir vacated pocket to the backside to take over the lead before Herculisa came rolling to the outside and became the new leader to a :56.2 half.

Anoka Hanover raced first over to the final turn and gained ground to reach Herculisa's wheel to three-quarters in 1:25.2 with Contested Hanover in tow second over. Herculisa kicked for home and widened her lead to the finish to win by 3-1/4 lengths over Contested Hanover, who snagged second in the final strides from Anoka Hanover. Beautiful Game scooted up the pylons for fourth.

Trained by Virgil Morgan Jr. for owner Jesmeral Stable, Herculisa won her seventh race from 10 starts this season and her 12<sup>th</sup> from 16 overall, earning \$439,595. Brett Miller piloted the daughter of My MVP who paid \$3.40 to win.

**Amazone Duharas** gave way to Eazy Pass late in the mile, but a final-yard loss in stride by Eazy Pass placed Amazone Duharas as the winner of the final Bar Hopping division.

Leaving from post 9, Amazone Duharas dashed for the front and landed at the pegs after a :28.1 first quarter with Darlene Hanover sitting second. Splash Blue Chip flushed first over from fifth up the backstretch, carrying Piper Hanover and Aunt Irene into contention approaching a :56.3 half. The first-over challenger continued to press Amazone Duharas into the final turn and by three-quarters in 1:25.2 before starting to falter and forcing the backfield wide.

Fillies scattered the course through the straightaway attempting to make gains on the leaders. Amazone Duharas still held

sway despite drifting off the cones coming into the final eighth, but a path formed for Eazy Pass to weave through traffic and shoot toward the lead late. She passed the beam a half-length in front of Amazone Duharas, but lost stride briefly before the end of the mile prompting her disqualification to second for a lapped-on break at the finish. Darlene Hanover took third while Aunt Irene rallied off cover for fourth. With the disqualification, the mile was timed in 1:53.3.

A homebred for Haras De L Estrie Inc., Amazone Duharas won her fourth race from 13 starts, earning \$130,912. Denis Gueriel trains the daughter of Muscle Hill who had Yannick Gingras in the sulky and paid \$7.80 to win.

Each division of the Bar Hopping Bluegrass 3-Year-Old Filly Trot was sponsored by the Bar Hopping Syndicate and Hanover Shoe Farm.

The \$8,282.07 Pick-5 carryover coming into Sunday – prompting a \$40,000 guarantee – generated a track-record payout for the Red Mile. A combo of 3/8/6/6/3, which includes no favorites and a pair of Ake Svanstedt longshots in Mon Amour (\$108) and Fly Light (\$47.60), returned a pool shot of \$50,717.10.

Racing resumes at The Red Mile on Friday (Oct. 8) with the International Stallion Stakes for freshmen trotting colts and freshmen pacing fillies on tap. First-race post time is 1 p.m. (EDT).



Amanda Stephens

**Test Of Faith (David Miller) became racing's newest millionaire by winning her Bluegrass test on Sunday at the Red Mile.**

# Kentucky



## Yannickatnite Gingras romps in Dash for Cash

by Ray Cotolo for the Red Mile

Away last in the early stages, Yannickatnite Gingras accelerated for the front late and kicked clear of the competition to win the \$12,500 Breeders Crown Dash for Cash relay at the Red Mile on Sunday (Oct. 3), an event which is part of the Breeders Crown Charity Challenge.

Yannickatnite Gingras, the team comprised of driver Yannick Gingras and Sarah Svanstedt, raced fourth through the first 50 yards of the relay as Nancy Takter led for Top Dunn Dex to the center of the track with David Millertime in close pursuit to the pylons. Svanstedt and Gingras wasted little time in the trade off to the final 50 yards and motored home a two-length winner in an unofficial time of 21 seconds – a track-record performance. Dexter Dunn nabbed second with Top Dunn Dex from a stubborn Andymccrtheoryofrelativity to the inside in third and David Millertime settled for fourth.

“It was very hard actually, but I was happy I trained my ‘horse,” Sarah Svanstedt said after the race. “He saved the day. I think I’ve been harder on him than he had been on me, but it was very fun.”

“It was never in doubt really,” Gingras said. “You’ve got to look at the competition, and I thought it was pretty weak. I figured we were easy winners.”

The victory rewards Team Yannick Gingras \$4,000 for the charity they represent through the Breeders Crown Charity Challenge

– the N.J. Pandemic Relief Fund. Team Dexter Dunn, which almost went without one Dexter Dunn until the 11-time New Zealand driving champ came running to the start with few minutes to post time, earned \$3,250 for the John Theurer Cancer Center.

“I sent a call into the vet shop on the way here, get sounded up a little bit for the run,” Dunn said of running late. “I was trying to miss it, to be honest. I drove Yannick to Dayton last night – he talked smack the whole way, the whole way there and the whole way back. So I was really hoping to beat him, but I looked up and they were running off the screen on us. There was a side bet there, but I’m happy with my second.

Andrew McCarthy, finishing third with Makenna Pinske for Tim Tetrick, substituted for the Bionic Man in the event. Their finish earned Team Tim Tetrick \$2,750 for the Special Olympics of New Jersey.

“That was fun. Standard – I lack a little gate speed, but we got through it,” McCarthy said.

“We were the only team that didn’t chat,” Pinske said. “I was kind of hoping Andy would carry the team, but it didn’t really go that way.”

Julie Miller and David Miller of David Millertime, though finishing last of the four, collected \$2,500 for Team David Miller’s charity, the enCourage Kids Foundation.

“I just wanted to not fall down was my goal, initially,” Julie Miller said. “We were in alignment... I don’t really know what happened today, I apologize for our bad performance!”

“Our performance wasn’t up to par,” David Miller said, “but we’ll probably get scoped and get blood drawn on us and see what the problem was.”

The Breeders Crown Charity Challenge is a year-long event presented by the Libfeld/Katz Breeding Partnership. To date, the Breeders Crown Charity Challenge has raised over \$400,000 for selected local charities.



**ADD YOUR  
VOICE TO  
OURS AND  
JOIN TODAY!**

[www.waterhoyoatsalliance.com](http://www.waterhoyoatsalliance.com)



# Hambletonian Society/Breeders Crown Poll

## Week 20 - October 5

| Rank | Name (First Place Votes) | Age/Sex/Gait | Record    | Earnings  | Points | Previous Week |
|------|--------------------------|--------------|-----------|-----------|--------|---------------|
| 1    | Lyons Sentinel (24)      | 4mp          | 15 9-1-2  | \$601,183 | 332    | 1             |
| 2    | Venerable (4)            | 2ft          | 8 8-0-0   | \$861,945 | 291    | 2             |
| 3    | Test Of Faith (1)        | 3fp          | 12 10-2-0 | \$551,739 | 225    | 6             |
| 4    | Captain Corey (3)        | 3ct          | 7 5-1-0   | \$758,695 | 202    | 3             |
| 5    | Allywag Hanover (2)      | 4gp          | 15 8-2-0  | \$606,950 | 185    | 4             |
| 6    | Manchego                 | 6tm          | 9 6-0-1   | \$421,596 | 122    | 5             |
| 7    | Charlie May (1)          | 3gp          | 16 8-5-0  | \$569,525 | 92     | Not Ranked    |
| 8    | Nikki Hill               | 2pf          | 5 5-0-0   | \$258,814 | 82     | 8             |
| 9    | King Of The North        | 2ct          | 8 6-1-0   | \$568,665 | 70     | 7             |
| 10   | Hot Mess Express         | 3fp          | 11 9-1-0  | \$428,634 | 66     | 9             |

## Harness Racing Update on YouTube

/HARNESSRACINGUPDATE

After they race, we find them a place!

New Vocations Racehorse Adoption Program

For More Information:  
[www.newvocations.org](http://www.newvocations.org)  
[winnie@horseadoption.com](mailto:winnie@horseadoption.com)  
 (734) 320-7918

Christy Beaver Photography

# HRU Upcoming Stakes

## Wednesday, October 6


| Purse     | Race                            | Track                                 | Age, Sex, Gait | Race #(s) | 1st Race Post |
|-----------|---------------------------------|---------------------------------------|----------------|-----------|---------------|
| \$100,000 | DE SB Breeders Fund final       | <a href="#">Harrington Raceway</a>    | 2YOFT          | 2         | 4:30 p.m.     |
| \$100,000 | DE SB Breeders Fund final       | <a href="#">Harrington Raceway</a>    | 2YOCT          | 4         | 4:30 p.m.     |
| \$15,000  | DE SB Breeders Fund consolation | <a href="#">Harrington Raceway</a>    | 2YOCT          | 6         | 4:30 p.m.     |
| \$65,000  | Indiana Sires Stakes            | <a href="#">Harrah's Hoosier Park</a> | 2YOFT          | 4, 11     | 6:30 p.m.     |
| \$67,500  | Indiana Sires Stakes            | <a href="#">Harrah's Hoosier Park</a> | 2YOFP          | 5, 12     | 6:30 p.m.     |
| \$65,000  | Indiana Sires Stakes            | <a href="#">Harrah's Hoosier Park</a> | 2YOCT          | 8, 10     | 6:30 p.m.     |

## Thursday, October 7

| Purse    | Race                 | Track                                 | Age, Sex, Gait | Race #(s) | 1st Race Post |
|----------|----------------------|---------------------------------------|----------------|-----------|---------------|
| \$69,000 | Indiana Sires Stakes | <a href="#">Harrah's Hoosier Park</a> | 2YOCP          | 5, 8      | 6:30 p.m.     |
| \$47,500 | Indiana Sires Stakes | <a href="#">Harrah's Hoosier Park</a> | 3YOFT          | 9, 12     | 6:30 p.m.     |
| \$49,000 | Indiana Sires Stakes | <a href="#">Harrah's Hoosier Park</a> | 3YOCT          | 10, 13    | 6:30 p.m.     |

## Friday, October 8


| Purse    | Race                                  | Track                 | Age, Sex, Gait | Race #(s)       | 1st Race Post |
|----------|---------------------------------------|-----------------------|----------------|-----------------|---------------|
| \$50,500 | Indiana Sires Stakes                  | Harrah's Hoosier Park | 3YOCP          | 4, 9            | 6:30 p.m.     |
| \$49,000 | Indiana Sires Stakes                  | Harrah's Hoosier Park | 3YOFP          | 7, 8            | 6:30 p.m.     |
| \$25,000 | Pennsylvania Fair Final - Non-Betting | The Meadows           | 3YOCP          | 1 - Non-Betting | 4 p.m.        |
| \$25,000 | Pennsylvania Fair Final               | The Meadows           | 3YOFT          | 1               | 4 p.m.        |
| \$25,000 | Pennsylvania Fair Final               | The Meadows           | 2YOFT          | 2               | 4 p.m.        |
| \$25,000 | Pennsylvania Fair Final               | The Meadows           | 3YOCT          | 3               | 4 p.m.        |
| \$25,000 | Pennsylvania Fair Final               | The Meadows           | 2YOCP          | 4               | 4 p.m.        |
| \$25,000 | Pennsylvania Fair Final               | The Meadows           | 2YOFT          | 5               | 4 p.m.        |
| \$25,000 | Pennsylvania Fair Final               | The Meadows           | 3YOFP          | 6               | 4 p.m.        |
| \$25,000 | Pennsylvania Fair Final               | The Meadows           | 2YOCT          | 7               | 4 p.m.        |
| \$14,006 | Breeders Futurity                     | Northville Downs      | 2YOFT          | 1               | 5:30 p.m.     |
| \$13,706 | Breeders Futurity                     | Northville Downs      | 2YOFP          | 2               | 5:30 p.m.     |
| \$13,706 | Breeders Futurity                     | Northville Downs      | 2YOCT          | 3               | 5:30 p.m.     |
| \$14,156 | Breeders Futurity                     | Northville Downs      | 2YOCP          | 4               | 5:30 p.m.     |



**STANDBRED  
TRANSITION ALLIANCE**

Inspect  
Accredit  
Grant

[CLICK HERE](#)  
Support Aftercare Today!



**Harne\$\$Pro**

**TM**  
**TRACKMASTER**  
An EQUIBASE Company

**ALL IN ONE HANDICAPPING TOOL**  
**NO SOFTWARE TO INSTALL**  
**PDF RACE PROGRAMS INCLUDED**

**TRACKMASTER.COM/HARNESS**

# Who's **HOT** & Who's **NOT**

Last 10 race cards | Stats as of 2021-10-05 | Sorted by win percentage | Drivers min. 10 starts | Trainers min. 5 starts

## Combined Stats - Who's Hot & Who's Not

### ALL NORTH AMERICAN TRACKS

#### HOT

| DRIVERS            | Starts | Wins | Win % | Place | Show | WPS | WPS % |
|--------------------|--------|------|-------|-------|------|-----|-------|
| Casey Leonard      | 31     | 14   | 45%   | 3     | 8    | 25  | 81%   |
| Ake Svanstedt      | 22     | 9    | 41%   | 2     | 1    | 12  | 55%   |
| Guy Gagnon         | 42     | 16   | 38%   | 9     | 6    | 31  | 74%   |
| Todd Trites        | 13     | 5    | 38%   | 3     | 1    | 9   | 69%   |
| Frank Affrunti     | 13     | 5    | 38%   | 3     | 0    | 8   | 62%   |
| Doug Brown         | 15     | 5    | 33%   | 4     | 1    | 10  | 67%   |
| Alfred Carroll     | 10     | 3    | 30%   | 1     | 0    | 4   | 40%   |
| Andrew Campbell    | 10     | 3    | 30%   | 0     | 2    | 5   | 50%   |
| David Palone       | 79     | 22   | 28%   | 17    | 10   | 49  | 62%   |
| J Brandon Campbell | 52     | 14   | 27%   | 11    | 7    | 32  | 62%   |

| TRAINERS            | Starts | Wins | Win % | Place | Show | WPS | WPS % |
|---------------------|--------|------|-------|-------|------|-----|-------|
| Donald Brittingham  | 5      | 4    | 80%   | 0     | 1    | 5   | 100%  |
| Agostino Abbatiello | 5      | 4    | 80%   | 0     | 0    | 4   | 80%   |
| Shayne Barrington   | 10     | 6    | 60%   | 1     | 0    | 7   | 70%   |
| Jared Bako          | 10     | 6    | 60%   | 1     | 0    | 7   | 70%   |
| Scott Farley        | 5      | 3    | 60%   | 0     | 1    | 4   | 80%   |
| Cameron McQueen     | 5      | 3    | 60%   | 0     | 1    | 4   | 80%   |
| Gerald Hansen       | 5      | 3    | 60%   | 0     | 1    | 4   | 80%   |
| James Groff         | 5      | 3    | 60%   | 1     | 0    | 4   | 80%   |
| Patrick Dillon      | 5      | 3    | 60%   | 0     | 0    | 3   | 60%   |
| Robert Cleary       | 7      | 4    | 57%   | 1     | 0    | 5   | 71%   |

#### NOT HOT

| DRIVERS            | Starts | Wins | Win % | Place | Show | WPS | WPS % |
|--------------------|--------|------|-------|-------|------|-----|-------|
| Richard Simard     | 37     | 0    | 0%    | 5     | 0    | 5   | 14%   |
| Austin Hanners     | 26     | 0    | 0%    | 1     | 4    | 5   | 19%   |
| Tyler Moore        | 25     | 0    | 0%    | 0     | 4    | 4   | 16%   |
| James Hardy        | 22     | 0    | 0%    | 4     | 5    | 9   | 41%   |
| Wallace Watson     | 22     | 0    | 0%    | 4     | 5    | 9   | 41%   |
| Arthur Mc Ilmurray | 22     | 0    | 0%    | 5     | 4    | 9   | 41%   |
| Nicholas Steward   | 21     | 0    | 0%    | 1     | 6    | 7   | 33%   |
| Bryce Brocklehurst | 18     | 0    | 0%    | 2     | 1    | 3   | 17%   |
| Shawn Johnston     | 18     | 0    | 0%    | 4     | 1    | 5   | 28%   |
| Eric Davis         | 16     | 0    | 0%    | 1     | 2    | 3   | 19%   |

| TRAINERS                 | Starts | Wins | Win % | Place | Show | WPS | WPS % |
|--------------------------|--------|------|-------|-------|------|-----|-------|
| Margaret Spagnola        | 24     | 0    | 0%    | 2     | 4    | 6   | 25%   |
| Lisa Watson              | 23     | 0    | 0%    | 4     | 6    | 10  | 43%   |
| Robyn Mangiardi          | 21     | 0    | 0%    | 1     | 6    | 7   | 33%   |
| Jolene Andrews           | 19     | 0    | 0%    | 4     | 5    | 9   | 47%   |
| Ronald Short             | 18     | 0    | 0%    | 3     | 2    | 5   | 28%   |
| Jill Millette            | 18     | 0    | 0%    | 0     | 1    | 1   | 6%    |
| Herbert Holland          | 18     | 0    | 0%    | 2     | 1    | 3   | 17%   |
| Jason Hughes             | 17     | 0    | 0%    | 1     | 0    | 1   | 6%    |
| Joseph Hundertpfund Jr17 | 0      | 0%   | 0%    | 4     | 3    | 7   | 41%   |
| Dirk Simpson             | 17     | 0    | 0%    | 4     | 1    | 5   | 29%   |



**Harness Racing Update on Twitter**

@HARNESSUPDATE



**#BETONHARNESS**

**OUR FUTURE DEPENDS ON IT!**



## HOT

| DRIVERS            | Starts | Wins | Win % | Place | Show | WPS | WPS % |
|--------------------|--------|------|-------|-------|------|-----|-------|
| Braxten Boyd       | 15     | 5    | 33%   | 3     | 0    | 8   | 53%   |
| James Morrill Jr   | 75     | 21   | 28%   | 18    | 11   | 50  | 67%   |
| Larry Stalbaum     | 40     | 9    | 23%   | 8     | 3    | 20  | 50%   |
| Ray Fisher Jr      | 16     | 3    | 19%   | 2     | 2    | 7   | 44%   |
| James McNeight Jr  | 56     | 9    | 16%   | 6     | 7    | 22  | 39%   |
| Michael Caprio     | 13     | 2    | 15%   | 2     | 0    | 4   | 31%   |
| Shawn McDonough    | 56     | 7    | 13%   | 4     | 9    | 20  | 36%   |
| Michael Baumeister | 26     | 3    | 12%   | 1     | 2    | 6   | 23%   |
| Kevin Cummings     | 72     | 8    | 11%   | 14    | 13   | 35  | 49%   |
| Denny Bucciari     | 47     | 5    | 11%   | 2     | 5    | 12  | 26%   |

| TRAINERS          | Starts | Wins | Win % | Place | Show | WPS | WPS % |
|-------------------|--------|------|-------|-------|------|-----|-------|
| Gaston Lareau     | 6      | 3    | 50%   | 0     | 2    | 5   | 83%   |
| Cory Kreiser      | 6      | 2    | 33%   | 2     | 0    | 4   | 67%   |
| Jennifer Giuliani | 37     | 11   | 30%   | 6     | 2    | 19  | 51%   |
| Judith Blaun      | 10     | 3    | 30%   | 4     | 1    | 8   | 80%   |
| Larry Stalbaum    | 10     | 3    | 30%   | 2     | 0    | 5   | 50%   |
| Ryan Swift        | 17     | 4    | 24%   | 5     | 1    | 10  | 59%   |
| Andrew Torre      | 13     | 3    | 23%   | 1     | 0    | 4   | 31%   |
| Russell Bratt     | 13     | 3    | 23%   | 2     | 1    | 6   | 46%   |
| Kirk Desmond      | 9      | 2    | 22%   | 1     | 3    | 6   | 67%   |
| Tammy Cummings    | 14     | 3    | 21%   | 1     | 2    | 6   | 43%   |

## NOT HOT

| DRIVERS            | Starts | Wins | Win % | Place | Show | WPS | WPS % |
|--------------------|--------|------|-------|-------|------|-----|-------|
| Wade Tomaszewski   | 15     | 1    | 7%    | 1     | 3    | 5   | 33%   |
| Andrew Monti       | 52     | 4    | 8%    | 10    | 9    | 23  | 44%   |
| David McNeight Iii | 73     | 7    | 10%   | 10    | 10   | 27  | 37%   |
| Kyle Cummings      | 63     | 6    | 10%   | 10    | 12   | 28  | 44%   |
| Kevin Cummings     | 72     | 8    | 11%   | 14    | 13   | 35  | 49%   |
| Denny Bucciari     | 47     | 5    | 11%   | 2     | 5    | 12  | 26%   |
| Michael Baumeister | 26     | 3    | 12%   | 1     | 2    | 6   | 23%   |
| Shawn McDonough    | 56     | 7    | 13%   | 4     | 9    | 20  | 36%   |
| Michael Caprio     | 13     | 2    | 15%   | 2     | 0    | 4   | 31%   |
| James McNeight Jr  | 56     | 9    | 16%   | 6     | 7    | 22  | 39%   |

| TRAINERS            | Starts | Wins | Win % | Place | Show | WPS | WPS % |
|---------------------|--------|------|-------|-------|------|-----|-------|
| Christopher Naedele | 21     | 0    | 0%    | 1     | 3    | 4   | 19%   |
| Jerry Nugent Jr     | 16     | 0    | 0%    | 2     | 1    | 3   | 19%   |
| Lynn Fisher         | 15     | 0    | 0%    | 4     | 3    | 7   | 47%   |
| Samuel Smith        | 13     | 0    | 0%    | 4     | 1    | 5   | 38%   |
| Rose Russo          | 10     | 0    | 0%    | 1     | 0    | 1   | 10%   |
| Donald Rothfuss     | 9      | 0    | 0%    | 1     | 1    | 2   | 22%   |
| Marc Shuttleworth   | 8      | 0    | 0%    | 2     | 1    | 3   | 38%   |
| Darrin Monti        | 8      | 0    | 0%    | 0     | 3    | 3   | 38%   |
| Donald Niles        | 7      | 0    | 0%    | 0     | 1    | 1   | 14%   |
| David Russo         | 7      | 0    | 0%    | 0     | 0    | 0   | 0%    |



## HOT

| DRIVERS            | Starts | Wins | Win % | Place | Show | WPS | WPS % |
|--------------------|--------|------|-------|-------|------|-----|-------|
| Kelly Hoerd        | 67     | 18   | 27%   | 12    | 12   | 42  | 63%   |
| J Brandon Campbell | 96     | 25   | 26%   | 16    | 12   | 53  | 55%   |
| Philip Giesbrecht  | 74     | 17   | 23%   | 13    | 20   | 50  | 68%   |
| Nathan Sobey       | 48     | 9    | 19%   | 9     | 7    | 25  | 52%   |
| Logan Gillis       | 23     | 3    | 13%   | 1     | 3    | 7   | 30%   |
| Michael Hennessy   | 71     | 8    | 11%   | 10    | 5    | 23  | 32%   |
| Tyler Redwood      | 47     | 5    | 11%   | 5     | 7    | 17  | 36%   |
| David Kelly        | 89     | 8    | 9%    | 13    | 15   | 36  | 40%   |
| Rene Goulet        | 22     | 2    | 9%    | 3     | 3    | 8   | 36%   |
| Jamie Gray         | 53     | 4    | 8%    | 11    | 9    | 24  | 45%   |

| TRAINERS           | Starts | Wins | Win % | Place | Show | WPS | WPS % |
|--------------------|--------|------|-------|-------|------|-----|-------|
| Gerry Hudon        | 11     | 5    | 45%   | 1     | 3    | 9   | 82%   |
| Rodney Starkewski  | 32     | 9    | 28%   | 4     | 4    | 17  | 53%   |
| Kelly Hoerd        | 44     | 12   | 27%   | 7     | 9    | 28  | 64%   |
| Nathan Sobey       | 43     | 11   | 26%   | 11    | 7    | 29  | 67%   |
| Shelly Arsenault   | 19     | 5    | 26%   | 4     | 4    | 13  | 68%   |
| J Brandon Campbell | 55     | 13   | 24%   | 10    | 9    | 32  | 58%   |
| William Collins    | 9      | 2    | 22%   | 0     | 1    | 3   | 33%   |
| Michael Campbell   | 40     | 8    | 20%   | 4     | 3    | 15  | 38%   |
| Thomas Miller      | 22     | 4    | 18%   | 8     | 0    | 12  | 55%   |
| Joe Ratchford      | 11     | 2    | 18%   | 2     | 0    | 4   | 36%   |

## NOT HOT

| DRIVERS           | Starts | Wins | Win % | Place | Show | WPS | WPS % |
|-------------------|--------|------|-------|-------|------|-----|-------|
| Jean Gagne        | 17     | 0    | 0%    | 3     | 3    | 6   | 35%   |
| Jamie Gray        | 53     | 4    | 8%    | 11    | 9    | 24  | 45%   |
| Ryan Grundy       | 13     | 1    | 8%    | 2     | 2    | 5   | 38%   |
| David Kelly       | 89     | 8    | 9%    | 13    | 15   | 36  | 40%   |
| Rene Goulet       | 22     | 2    | 9%    | 3     | 3    | 8   | 36%   |
| Michael Hennessy  | 71     | 8    | 11%   | 10    | 5    | 23  | 32%   |
| Tyler Redwood     | 47     | 5    | 11%   | 5     | 7    | 17  | 36%   |
| Logan Gillis      | 23     | 3    | 13%   | 1     | 3    | 7   | 30%   |
| Nathan Sobey      | 48     | 9    | 19%   | 9     | 7    | 25  | 52%   |
| Philip Giesbrecht | 74     | 17   | 23%   | 13    | 20   | 50  | 68%   |

| TRAINERS            | Starts | Wins | Win % | Place | Show | WPS | WPS % |
|---------------------|--------|------|-------|-------|------|-----|-------|
| Jean Gagne          | 16     | 0    | 0%    | 3     | 2    | 5   | 31%   |
| Douglas Stout       | 14     | 0    | 0%    | 2     | 4    | 6   | 43%   |
| Kelly Ducharme      | 12     | 0    | 0%    | 1     | 0    | 1   | 8%    |
| Robert Parish       | 10     | 0    | 0%    | 1     | 4    | 5   | 50%   |
| Philip Giesbrecht   | 9      | 0    | 0%    | 2     | 3    | 5   | 56%   |
| Kaitlin Haining     | 8      | 0    | 0%    | 0     | 1    | 1   | 13%   |
| Carl Archibald      | 7      | 0    | 0%    | 0     | 0    | 0   | 0%    |
| Marissa Kleinsasser | 7      | 0    | 0%    | 1     | 2    | 3   | 43%   |
| Justin Currie       | 5      | 0    | 0%    | 0     | 1    | 1   | 20%   |
| David Lamont        | 18     | 1    | 6%    | 3     | 1    | 5   | 28%   |

# Charlottetown

## PRINCE EDWARD ISLAND

### HOT

| DRIVERS           | Starts | Wins | Win % | Place | Show | WPS | WPS % |
|-------------------|--------|------|-------|-------|------|-----|-------|
| Adam Merner       | 70     | 17   | 24%   | 12    | 11   | 40  | 57%   |
| Michael McGuigan  | 13     | 3    | 23%   | 1     | 2    | 6   | 46%   |
| Brodie Mac Phee   | 49     | 11   | 22%   | 4     | 8    | 23  | 47%   |
| Marc Campbell     | 62     | 13   | 21%   | 8     | 13   | 34  | 55%   |
| Gilles Barrieau   | 81     | 16   | 20%   | 21    | 12   | 49  | 60%   |
| David Dowling     | 60     | 11   | 18%   | 9     | 9    | 29  | 48%   |
| Corey MacPherson  | 73     | 11   | 15%   | 20    | 12   | 43  | 59%   |
| Ken Murphy        | 74     | 10   | 14%   | 8     | 14   | 32  | 43%   |
| Kenneth Arsenault | 63     | 8    | 13%   | 6     | 7    | 21  | 33%   |
| Myles Heffernan   | 32     | 4    | 13%   | 6     | 3    | 13  | 41%   |

| TRAINERS        | Starts | Wins | Win % | Place | Show | WPS | WPS % |
|-----------------|--------|------|-------|-------|------|-----|-------|
| William Lanigan | 7      | 4    | 57%   | 3     | 0    | 7   | 100%  |
| Mary MacDonald  | 6      | 3    | 50%   | 0     | 0    | 3   | 50%   |
| Colin Johnson   | 9      | 4    | 44%   | 3     | 0    | 7   | 78%   |
| Trevor Hicken   | 12     | 5    | 42%   | 0     | 2    | 7   | 58%   |
| Jeff Holmes     | 14     | 5    | 36%   | 3     | 1    | 9   | 64%   |
| Michelle Myers  | 6      | 2    | 33%   | 0     | 0    | 2   | 33%   |
| Brendon Mullen  | 10     | 3    | 30%   | 0     | 1    | 4   | 40%   |
| Eric Doucette   | 7      | 2    | 29%   | 1     | 0    | 3   | 43%   |
| Melissa Rennie  | 18     | 5    | 28%   | 3     | 4    | 12  | 67%   |
| Marc Campbell   | 24     | 6    | 25%   | 4     | 4    | 14  | 58%   |

### NOT HOT

| DRIVERS           | Starts | Wins | Win % | Place | Show | WPS | WPS % |
|-------------------|--------|------|-------|-------|------|-----|-------|
| Dave Kelly        | 18     | 0    | 0%    | 2     | 3    | 5   | 28%   |
| Steven Shepherd   | 15     | 1    | 7%    | 4     | 0    | 5   | 33%   |
| Mark Bradley      | 31     | 3    | 10%   | 3     | 3    | 9   | 29%   |
| Jason Hughes      | 74     | 8    | 11%   | 9     | 9    | 26  | 35%   |
| Kenneth Arsenault | 63     | 8    | 13%   | 6     | 7    | 21  | 33%   |
| Myles Heffernan   | 32     | 4    | 13%   | 6     | 3    | 13  | 41%   |
| Ken Murphy        | 74     | 10   | 14%   | 8     | 14   | 32  | 43%   |
| Corey MacPherson  | 73     | 11   | 15%   | 20    | 12   | 43  | 59%   |
| David Dowling     | 60     | 11   | 18%   | 9     | 9    | 29  | 48%   |
| Gilles Barrieau   | 81     | 16   | 20%   | 21    | 12   | 49  | 60%   |

| TRAINERS          | Starts | Wins | Win % | Place | Show | WPS | WPS % |
|-------------------|--------|------|-------|-------|------|-----|-------|
| Vaughan Doyle     | 17     | 0    | 0%    | 1     | 1    | 2   | 12%   |
| Dave Kelly        | 17     | 0    | 0%    | 2     | 3    | 5   | 29%   |
| Nicholas Oakes    | 12     | 0    | 0%    | 1     | 3    | 4   | 33%   |
| Wade Myers        | 9      | 0    | 0%    | 1     | 2    | 3   | 33%   |
| James Ripley      | 8      | 0    | 0%    | 2     | 2    | 4   | 50%   |
| Kevin MacLean     | 7      | 0    | 0%    | 1     | 1    | 2   | 29%   |
| Douglas MacGregor | 7      | 0    | 0%    | 1     | 2    | 3   | 43%   |
| Neil Bambrick     | 7      | 0    | 0%    | 0     | 1    | 1   | 14%   |
| David Dowling     | 6      | 0    | 0%    | 1     | 1    | 2   | 33%   |
| Daniel MacDonald  | 5      | 0    | 0%    | 0     | 1    | 1   | 20%   |

# Flamboro Downs

## ONTARIO

### HOT

| DRIVERS         | Starts | Wins | Win % | Place | Show | WPS | WPS % |
|-----------------|--------|------|-------|-------|------|-----|-------|
| Brett MacDonald | 57     | 18   | 32%   | 7     | 5    | 30  | 53%   |
| Austin Sorrie   | 55     | 14   | 25%   | 11    | 10   | 35  | 64%   |
| Colin Kelly     | 59     | 12   | 20%   | 10    | 7    | 29  | 49%   |
| Jason Ryan      | 46     | 6    | 13%   | 9     | 7    | 22  | 48%   |
| Travis Cullen   | 23     | 3    | 13%   | 8     | 3    | 14  | 61%   |
| Scott Coulter   | 36     | 4    | 11%   | 7     | 6    | 17  | 47%   |
| Natasha Day     | 19     | 2    | 11%   | 1     | 2    | 5   | 26%   |
| Anthony Haughan | 29     | 3    | 10%   | 3     | 4    | 10  | 34%   |
| Paul MacKenzie  | 50     | 4    | 8%    | 6     | 7    | 17  | 34%   |
| Robert Shepherd | 49     | 4    | 8%    | 3     | 7    | 14  | 29%   |

| TRAINERS         | Starts | Wins | Win % | Place | Show | WPS | WPS % |
|------------------|--------|------|-------|-------|------|-----|-------|
| Richard Moreau   | 10     | 7    | 70%   | 0     | 1    | 8   | 80%   |
| Tyler Nostadt    | 8      | 5    | 63%   | 1     | 0    | 6   | 75%   |
| Duncan Brewer    | 5      | 3    | 60%   | 1     | 0    | 4   | 80%   |
| Ronald MacDonald | 14     | 7    | 50%   | 1     | 0    | 8   | 57%   |
| David Holliday   | 5      | 2    | 40%   | 1     | 0    | 3   | 60%   |
| Jodie Cullen     | 17     | 6    | 35%   | 5     | 3    | 14  | 82%   |
| Stacey Currie    | 6      | 2    | 33%   | 2     | 0    | 4   | 67%   |
| Robert Fellows   | 8      | 2    | 25%   | 0     | 2    | 4   | 50%   |
| Joe Pereira      | 8      | 2    | 25%   | 1     | 0    | 3   | 38%   |
| Blake MacIntosh  | 10     | 2    | 20%   | 2     | 2    | 6   | 60%   |

### NOT HOT

| DRIVERS          | Starts | Wins | Win % | Place | Show | WPS | WPS % |
|------------------|--------|------|-------|-------|------|-----|-------|
| Nicholas Steward | 14     | 0    | 0%    | 1     | 5    | 6   | 43%   |
| Michael Whelan   | 13     | 0    | 0%    | 3     | 2    | 5   | 38%   |
| Tyler Moore      | 13     | 0    | 0%    | 0     | 3    | 3   | 23%   |
| Scott Wray       | 10     | 0    | 0%    | 2     | 1    | 3   | 30%   |
| J Bradley Harris | 21     | 1    | 5%    | 4     | 1    | 6   | 29%   |
| Ryan Desroche    | 31     | 2    | 6%    | 4     | 3    | 9   | 29%   |
| Travis Henry     | 42     | 3    | 7%    | 6     | 6    | 15  | 36%   |
| Paul MacKenzie   | 50     | 4    | 8%    | 6     | 7    | 17  | 34%   |
| Robert Shepherd  | 49     | 4    | 8%    | 3     | 7    | 14  | 29%   |
| Anthony Haughan  | 29     | 3    | 10%   | 3     | 4    | 10  | 34%   |

| TRAINERS         | Starts | Wins | Win % | Place | Show | WPS | WPS % |
|------------------|--------|------|-------|-------|------|-----|-------|
| Shawn Hyatt      | 11     | 0    | 0%    | 3     | 1    | 4   | 36%   |
| Luc Blais        | 9      | 0    | 0%    | 1     | 3    | 4   | 44%   |
| Anthony Beaton   | 9      | 0    | 0%    | 2     | 4    | 6   | 67%   |
| Kenneth Oliver   | 8      | 0    | 0%    | 1     | 2    | 3   | 38%   |
| Mark Goddard     | 8      | 0    | 0%    | 1     | 1    | 2   | 25%   |
| Jay Cochlin      | 7      | 0    | 0%    | 0     | 1    | 1   | 14%   |
| Julie Walker     | 7      | 0    | 0%    | 0     | 1    | 1   | 14%   |
| Jack Wray        | 6      | 0    | 0%    | 3     | 1    | 4   | 67%   |
| Scott McNiven    | 6      | 0    | 0%    | 2     | 0    | 2   | 33%   |
| Isabelle Darveau | 6      | 0    | 0%    | 0     | 2    | 2   | 33%   |

# Freehold

## NEW JERSEY

### HOT

| DRIVERS          | Starts | Wins | Win % | Place | Show | WPS | WPS % |
|------------------|--------|------|-------|-------|------|-----|-------|
| Joseph Bongiorno | 20     | 8    | 40%   | 1     | 3    | 12  | 60%   |
| George Brennan   | 23     | 7    | 30%   | 1     | 2    | 10  | 43%   |
| Austin Siegelman | 95     | 21   | 22%   | 17    | 11   | 49  | 52%   |
| Daniel Dube      | 50     | 11   | 22%   | 7     | 7    | 25  | 50%   |
| Vincent Ginsburg | 72     | 14   | 19%   | 9     | 8    | 31  | 43%   |
| James Marohn Jr  | 43     | 7    | 16%   | 8     | 4    | 19  | 44%   |
| Tyler Miller     | 66     | 8    | 12%   | 10    | 10   | 28  | 42%   |
| Eric Abbatiello  | 81     | 9    | 11%   | 13    | 13   | 35  | 43%   |
| Luke Hanners     | 72     | 8    | 11%   | 9     | 13   | 30  | 42%   |
| Troy Beyer       | 45     | 5    | 11%   | 8     | 5    | 18  | 40%   |

| TRAINERS           | Starts | Wins | Win % | Place | Show | WPS | WPS % |
|--------------------|--------|------|-------|-------|------|-----|-------|
| Taylor Gower       | 7      | 4    | 57%   | 2     | 0    | 6   | 86%   |
| Jennifer Bongiorno | 10     | 5    | 50%   | 1     | 3    | 9   | 90%   |
| John Novello       | 8      | 4    | 50%   | 1     | 1    | 6   | 75%   |
| Symon Spicer       | 6      | 3    | 50%   | 0     | 1    | 4   | 67%   |
| Israel Estrada     | 9      | 4    | 44%   | 2     | 2    | 8   | 89%   |
| Jacob Stillwell    | 9      | 4    | 44%   | 2     | 1    | 7   | 78%   |
| Trond Smedshammer  | 5      | 2    | 40%   | 1     | 2    | 5   | 100%  |
| Marianna Monaco    | 5      | 2    | 40%   | 0     | 1    | 3   | 60%   |
| Paul Stafford      | 8      | 3    | 38%   | 2     | 0    | 5   | 63%   |
| Scott Di Domenico  | 9      | 3    | 33%   | 1     | 0    | 4   | 44%   |

### NOT HOT

| DRIVERS           | Starts | Wins | Win % | Place | Show | WPS | WPS % |
|-------------------|--------|------|-------|-------|------|-----|-------|
| Shaun Vallee      | 17     | 0    | 0%    | 4     | 3    | 7   | 41%   |
| Stephen Smith     | 66     | 4    | 6%    | 3     | 12   | 19  | 29%   |
| Jack Pelling      | 32     | 2    | 6%    | 4     | 3    | 9   | 28%   |
| Ray Baynes        | 17     | 1    | 6%    | 2     | 2    | 5   | 29%   |
| James Marshall Iv | 13     | 1    | 8%    | 0     | 0    | 1   | 8%    |
| Eric Abbatiello   | 81     | 9    | 11%   | 13    | 13   | 35  | 43%   |
| Luke Hanners      | 72     | 8    | 11%   | 9     | 13   | 30  | 42%   |
| Troy Beyer        | 45     | 5    | 11%   | 8     | 5    | 18  | 40%   |
| Brett Beckwith    | 38     | 4    | 11%   | 4     | 7    | 15  | 39%   |
| Tyler Miller      | 66     | 8    | 12%   | 10    | 10   | 28  | 42%   |

| TRAINERS           | Starts | Wins | Win % | Place | Show | WPS | WPS % |
|--------------------|--------|------|-------|-------|------|-----|-------|
| Shaun Vallee       | 20     | 0    | 0%    | 5     | 3    | 8   | 40%   |
| Marcus Melander    | 10     | 0    | 0%    | 2     | 3    | 5   | 50%   |
| Katie Gangell      | 9      | 0    | 0%    | 1     | 1    | 2   | 22%   |
| Alexandra Urbanski | 9      | 0    | 0%    | 2     | 1    | 3   | 33%   |
| Michael Annunziata | 9      | 0    | 0%    | 0     | 2    | 2   | 22%   |
| Alan Sacco         | 8      | 0    | 0%    | 2     | 5    | 7   | 88%   |
| Alfredo Collazo    | 7      | 0    | 0%    | 0     | 0    | 0   | 0%    |
| John Pyott         | 7      | 0    | 0%    | 0     | 0    | 0   | 0%    |
| Paul Stratton      | 7      | 0    | 0%    | 1     | 3    | 4   | 57%   |
| Karen Garland      | 6      | 0    | 0%    | 0     | 2    | 2   | 33%   |

# Harrington

## DELAWARE

### HOT

| DRIVERS            | Starts | Wins | Win % | Place | Show | WPS | WPS % |
|--------------------|--------|------|-------|-------|------|-----|-------|
| Tim Tetrick        | 22     | 7    | 32%   | 6     | 3    | 16  | 73%   |
| Arthur Stafford Jr | 88     | 20   | 23%   | 6     | 10   | 36  | 41%   |
| Victor Kirby       | 64     | 13   | 20%   | 7     | 9    | 29  | 45%   |
| Montrell Teague    | 78     | 15   | 19%   | 12    | 16   | 43  | 55%   |
| Kimothy Vincent    | 12     | 2    | 17%   | 1     | 1    | 4   | 33%   |
| Patrick Berry      | 80     | 12   | 15%   | 9     | 8    | 29  | 36%   |
| James Morand       | 13     | 2    | 15%   | 0     | 2    | 4   | 31%   |
| Jason Lynch        | 15     | 2    | 13%   | 2     | 2    | 6   | 40%   |
| Russell Foster     | 85     | 9    | 11%   | 11    | 11   | 31  | 36%   |
| Jason Thompson     | 61     | 7    | 11%   | 6     | 8    | 21  | 34%   |

| TRAINERS            | Starts | Wins | Win % | Place | Show | WPS | WPS % |
|---------------------|--------|------|-------|-------|------|-----|-------|
| Donald Brittingham  | 9      | 7    | 78%   | 1     | 1    | 9   | 100%  |
| Edwin Gannon Jr     | 12     | 7    | 58%   | 1     | 1    | 9   | 75%   |
| Arthur Stafford Jr  | 7      | 4    | 57%   | 0     | 1    | 5   | 71%   |
| Ryan Bailey         | 5      | 2    | 40%   | 0     | 0    | 2   | 40%   |
| Dylan Davis         | 5      | 2    | 40%   | 0     | 1    | 3   | 60%   |
| Victor Kirby        | 5      | 2    | 40%   | 1     | 0    | 3   | 60%   |
| Rodney Allen        | 5      | 2    | 40%   | 2     | 1    | 5   | 100%  |
| William Moffett     | 6      | 2    | 33%   | 0     | 1    | 3   | 50%   |
| Kevin Switzer       | 6      | 2    | 33%   | 0     | 0    | 2   | 33%   |
| Charles Crissman Jr | 31     | 9    | 29%   | 7     | 3    | 19  | 61%   |

### NOT HOT

| DRIVERS          | Starts | Wins | Win % | Place | Show | WPS | WPS % |
|------------------|--------|------|-------|-------|------|-----|-------|
| Roger Plante Jr  | 16     | 0    | 0%    | 1     | 5    | 6   | 38%   |
| Barton Dalious   | 30     | 2    | 7%    | 4     | 4    | 10  | 33%   |
| George Dennis    | 14     | 1    | 7%    | 0     | 4    | 5   | 36%   |
| James Porter     | 14     | 1    | 7%    | 1     | 2    | 4   | 29%   |
| Jonathan Roberts | 40     | 3    | 8%    | 6     | 4    | 13  | 33%   |
| Carlo Polisenio  | 13     | 1    | 8%    | 0     | 2    | 3   | 23%   |
| Ross Wolfenden   | 66     | 6    | 9%    | 6     | 6    | 18  | 27%   |
| Michael Cole     | 43     | 4    | 9%    | 8     | 8    | 20  | 47%   |
| Allan Davis      | 113    | 11   | 10%   | 33    | 15   | 59  | 52%   |
| Corey Callahan   | 63     | 6    | 10%   | 10    | 9    | 25  | 40%   |

| TRAINERS         | Starts | Wins | Win % | Place | Show | WPS | WPS % |
|------------------|--------|------|-------|-------|------|-----|-------|
| Virginia Louthan | 10     | 0    | 0%    | 1     | 2    | 3   | 30%   |
| Harry Marsh Jr   | 9      | 0    | 0%    | 0     | 2    | 2   | 22%   |
| Ross Shand       | 9      | 0    | 0%    | 3     | 3    | 6   | 67%   |
| Erica Hanley     | 8      | 0    | 0%    | 0     | 1    | 1   | 13%   |
| Robert Clark     | 7      | 0    | 0%    | 1     | 2    | 3   | 43%   |
| Jeffrey Stafford | 7      | 0    | 0%    | 1     | 2    | 3   | 43%   |
| Steven Le Blanc  | 7      | 0    | 0%    | 0     | 1    | 1   | 14%   |
| Jeffery Clark    | 6      | 0    | 0%    | 3     | 0    | 3   | 50%   |
| Ronald Millman   | 6      | 0    | 0%    | 2     | 1    | 3   | 50%   |
| Shane Long       | 6      | 0    | 0%    | 0     | 1    | 1   | 17%   |

# Harrah's Hoosier Park

## INDIANA

### HOT

| DRIVERS         | Starts | Wins | Win % | Place | Show | WPS | WPS % |
|-----------------|--------|------|-------|-------|------|-----|-------|
| Peter Wrenn     | 30     | 8    | 27%   | 4     | 5    | 17  | 57%   |
| Trace Tetrick   | 109    | 24   | 22%   | 16    | 11   | 51  | 47%   |
| Dan Shetler Jr  | 11     | 2    | 18%   | 0     | 2    | 4   | 36%   |
| Jared Seekman   | 11     | 2    | 18%   | 2     | 3    | 7   | 64%   |
| Brandon Bates   | 90     | 15   | 17%   | 8     | 11   | 34  | 38%   |
| John De Long    | 101    | 14   | 14%   | 10    | 18   | 42  | 42%   |
| Michael Oosting | 92     | 13   | 14%   | 15    | 12   | 40  | 43%   |
| James Yoder     | 35     | 5    | 14%   | 3     | 4    | 12  | 34%   |
| Richard Plano   | 30     | 4    | 13%   | 3     | 2    | 9   | 30%   |
| Douglas Rideout | 19     | 2    | 11%   | 2     | 1    | 5   | 26%   |

| TRAINERS         | Starts | Wins | Win % | Place | Show | WPS | WPS % |
|------------------|--------|------|-------|-------|------|-----|-------|
| Trent Stohler    | 23     | 10   | 43%   | 1     | 3    | 14  | 61%   |
| Ernest Gaskin    | 14     | 6    | 43%   | 3     | 2    | 11  | 79%   |
| Joel Smith       | 8      | 3    | 38%   | 1     | 2    | 6   | 75%   |
| Anette Lorentzon | 6      | 2    | 33%   | 0     | 1    | 3   | 50%   |
| Scott George     | 23     | 7    | 30%   | 3     | 3    | 13  | 57%   |
| Brett Wilfong    | 7      | 2    | 29%   | 2     | 1    | 5   | 71%   |
| Hector Herrera   | 15     | 4    | 27%   | 3     | 1    | 8   | 53%   |
| Melanie Wrenn    | 18     | 4    | 22%   | 2     | 2    | 8   | 44%   |
| James Yoder      | 18     | 4    | 22%   | 1     | 2    | 7   | 39%   |
| Robert Reeser    | 5      | 1    | 20%   | 1     | 0    | 2   | 40%   |

### NOT HOT

| DRIVERS             | Starts | Wins | Win % | Place | Show | WPS | WPS % |
|---------------------|--------|------|-------|-------|------|-----|-------|
| Donald Eash         | 17     | 0    | 0%    | 2     | 2    | 4   | 24%   |
| Atlee Bender        | 15     | 0    | 0%    | 3     | 0    | 3   | 20%   |
| Yannick Gingras     | 11     | 0    | 0%    | 3     | 1    | 4   | 36%   |
| Kyle Wilfong        | 11     | 0    | 0%    | 2     | 2    | 4   | 36%   |
| Matthew Krueger     | 37     | 1    | 3%    | 3     | 5    | 9   | 24%   |
| Robert Taylor       | 33     | 1    | 3%    | 5     | 5    | 11  | 33%   |
| Richard MacOmber Jr | 32     | 1    | 3%    | 4     | 4    | 9   | 28%   |
| Samuel Widger       | 102    | 8    | 8%    | 12    | 12   | 32  | 31%   |
| Lewayne Miller      | 79     | 6    | 8%    | 12    | 10   | 28  | 35%   |
| Joseph Putnam       | 58     | 5    | 9%    | 11    | 8    | 24  | 41%   |

| TRAINERS            | Starts | Wins | Win % | Place | Show | WPS | WPS % |
|---------------------|--------|------|-------|-------|------|-----|-------|
| Henry Lunsford      | 18     | 0    | 0%    | 3     | 3    | 6   | 33%   |
| Roger Welch         | 15     | 0    | 0%    | 3     | 3    | 6   | 40%   |
| Walter Haynes Jr    | 15     | 0    | 0%    | 1     | 1    | 2   | 13%   |
| Michael Johnson     | 12     | 0    | 0%    | 0     | 1    | 1   | 8%    |
| Peter Redder        | 12     | 0    | 0%    | 2     | 1    | 3   | 25%   |
| Randy Hatton        | 10     | 0    | 0%    | 1     | 2    | 3   | 30%   |
| John Finn           | 9      | 0    | 0%    | 1     | 2    | 3   | 33%   |
| Matthew Rheinheimer | 9      | 0    | 0%    | 0     | 2    | 2   | 22%   |
| Casandra Uppal      | 9      | 0    | 0%    | 3     | 0    | 3   | 33%   |
| Terry Haimes        | 9      | 0    | 0%    | 0     | 0    | 0   | 0%    |

# Meadowlands

## NEW JERSEY

### HOT

| DRIVERS             | Starts | Wins | Win % | Place | Show | WPS | WPS % |
|---------------------|--------|------|-------|-------|------|-----|-------|
| Dexter Dunn         | 37     | 10   | 27%   | 4     | 3    | 17  | 46%   |
| Anthony Beltrami    | 11     | 3    | 27%   | 0     | 1    | 4   | 36%   |
| Todd McCarthy       | 45     | 11   | 24%   | 5     | 4    | 20  | 44%   |
| Tim Tetrick         | 39     | 9    | 23%   | 8     | 7    | 24  | 62%   |
| Montrell Teague     | 10     | 2    | 20%   | 2     | 0    | 4   | 40%   |
| David Miller        | 33     | 6    | 18%   | 4     | 2    | 12  | 36%   |
| Ake Svanstedt       | 22     | 4    | 18%   | 1     | 3    | 8   | 36%   |
| Matt Zuccarello     | 11     | 2    | 18%   | 2     | 2    | 6   | 55%   |
| Anthony Ciuffetelli | 12     | 2    | 17%   | 2     | 1    | 5   | 42%   |
| Victor Kirby        | 55     | 9    | 16%   | 3     | 9    | 21  | 38%   |

| TRAINERS           | Starts | Wins | Win % | Place | Show | WPS | WPS % |
|--------------------|--------|------|-------|-------|------|-----|-------|
| Joseph Pavia Jr    | 6      | 3    | 50%   | 2     | 0    | 5   | 83%   |
| Brett Pelling      | 20     | 9    | 45%   | 1     | 2    | 12  | 60%   |
| Israel Estrada     | 10     | 4    | 40%   | 2     | 1    | 7   | 70%   |
| Harry Landy        | 5      | 2    | 40%   | 2     | 0    | 4   | 80%   |
| Kelvin Harrison    | 8      | 3    | 38%   | 1     | 1    | 5   | 63%   |
| Raymond Schnittker | 13     | 4    | 31%   | 2     | 0    | 6   | 46%   |
| Richard Norman     | 52     | 13   | 25%   | 6     | 6    | 25  | 48%   |
| Joseph Holloway    | 13     | 3    | 23%   | 1     | 1    | 5   | 38%   |
| George Ducharme    | 9      | 2    | 22%   | 2     | 2    | 6   | 67%   |
| Travis Alexander   | 9      | 2    | 22%   | 0     | 2    | 4   | 44%   |

### NOT HOT

| DRIVERS              | Starts | Wins | Win % | Place | Show | WPS | WPS % |
|----------------------|--------|------|-------|-------|------|-----|-------|
| Troy Beyer           | 16     | 0    | 0%    | 4     | 3    | 7   | 44%   |
| Andy Miller          | 13     | 0    | 0%    | 1     | 4    | 5   | 38%   |
| Daniel Dube          | 12     | 0    | 0%    | 2     | 2    | 4   | 33%   |
| Lucas Wallin         | 10     | 0    | 0%    | 1     | 1    | 2   | 20%   |
| Brett Beckwith       | 10     | 0    | 0%    | 0     | 0    | 0   | 0%    |
| Luke Hanners         | 24     | 1    | 4%    | 2     | 0    | 3   | 13%   |
| Tyler Miller         | 34     | 2    | 6%    | 5     | 8    | 15  | 44%   |
| Yannick Gingras      | 27     | 2    | 7%    | 2     | 4    | 8   | 30%   |
| Stephen Smith        | 38     | 3    | 8%    | 3     | 3    | 9   | 24%   |
| George Napolitano Jr | 47     | 4    | 9%    | 6     | 8    | 18  | 38%   |

| TRAINERS            | Starts | Wins | Win % | Place | Show | WPS | WPS % |
|---------------------|--------|------|-------|-------|------|-----|-------|
| Mark Silva          | 17     | 0    | 0%    | 4     | 2    | 6   | 35%   |
| Mark Harder         | 16     | 0    | 0%    | 5     | 4    | 9   | 56%   |
| Julie Miller        | 14     | 0    | 0%    | 0     | 4    | 4   | 29%   |
| Charles Crissman Jr | 14     | 0    | 0%    | 2     | 0    | 2   | 14%   |
| Stacy Chiodo        | 12     | 0    | 0%    | 2     | 1    | 3   | 25%   |
| Katricia Adams      | 10     | 0    | 0%    | 2     | 1    | 3   | 30%   |
| Trond Smedshammer   | 9      | 0    | 0%    | 3     | 1    | 4   | 44%   |
| Darran Cassar       | 9      | 0    | 0%    | 1     | 1    | 2   | 22%   |
| Andrew Harris       | 9      | 0    | 0%    | 0     | 2    | 2   | 22%   |
| Juan Cano           | 9      | 0    | 0%    | 1     | 0    | 1   | 11%   |

# The Meadows

## PENNSYLVANIA

### HOT

| DRIVERS          | Starts | Wins | Win % | Place | Show | WPS | WPS % |
|------------------|--------|------|-------|-------|------|-----|-------|
| Ronnie Wrenn Jr  | 22     | 7    | 32%   | 1     | 5    | 13  | 59%   |
| David Palone     | 89     | 22   | 25%   | 20    | 13   | 55  | 62%   |
| Aaron Merriman   | 66     | 12   | 18%   | 12    | 8    | 32  | 48%   |
| Mike Wilder      | 66     | 12   | 18%   | 12    | 6    | 30  | 45%   |
| Jeremy Indof     | 56     | 9    | 16%   | 6     | 6    | 21  | 38%   |
| Dan Rawlings     | 78     | 11   | 14%   | 5     | 8    | 24  | 31%   |
| Hunter Myers     | 68     | 9    | 13%   | 4     | 5    | 18  | 26%   |
| Brian Zendt      | 24     | 3    | 13%   | 5     | 5    | 13  | 54%   |
| Christopher Shaw | 55     | 6    | 11%   | 12    | 10   | 28  | 51%   |
| James Pantaleano | 50     | 4    | 8%    | 7     | 4    | 15  | 30%   |

| TRAINERS           | Starts | Wins | Win % | Place | Show | WPS | WPS % |
|--------------------|--------|------|-------|-------|------|-----|-------|
| Jeffrey Indof      | 5      | 3    | 60%   | 0     | 1    | 4   | 80%   |
| Joelene Christman  | 6      | 3    | 50%   | 1     | 1    | 5   | 83%   |
| Paul Corey         | 14     | 6    | 43%   | 4     | 1    | 11  | 79%   |
| Daniel Altmeyer    | 10     | 4    | 40%   | 0     | 2    | 6   | 60%   |
| Jack Smith         | 5      | 2    | 40%   | 1     | 0    | 3   | 60%   |
| C Rickert          | 5      | 2    | 40%   | 1     | 0    | 3   | 60%   |
| Bill Rhoades       | 8      | 3    | 38%   | 2     | 2    | 7   | 88%   |
| Todd Keith         | 6      | 2    | 33%   | 0     | 0    | 2   | 33%   |
| Randall Bendis     | 17     | 5    | 29%   | 2     | 1    | 8   | 47%   |
| Bryce Brocklehurst | 7      | 2    | 29%   | 0     | 0    | 2   | 29%   |

### NOT HOT

| DRIVERS            | Starts | Wins | Win % | Place | Show | WPS | WPS % |
|--------------------|--------|------|-------|-------|------|-----|-------|
| Bryce Brocklehurst | 18     | 0    | 0%    | 2     | 1    | 3   | 17%   |
| Shawn Johnston     | 18     | 0    | 0%    | 4     | 1    | 5   | 28%   |
| Wilbur Yoder       | 40     | 2    | 5%    | 3     | 5    | 10  | 25%   |
| Brady Brown        | 66     | 4    | 6%    | 11    | 11   | 26  | 39%   |
| James Pantaleano   | 50     | 4    | 8%    | 7     | 4    | 15  | 30%   |
| Ridge Warren       | 49     | 4    | 8%    | 5     | 12   | 21  | 43%   |
| Christopher Shaw   | 55     | 6    | 11%   | 12    | 10   | 28  | 51%   |
| Hunter Myers       | 68     | 9    | 13%   | 4     | 5    | 18  | 26%   |
| Brian Zendt        | 24     | 3    | 13%   | 5     | 5    | 13  | 54%   |
| Dan Rawlings       | 78     | 11   | 14%   | 5     | 8    | 24  | 31%   |

| TRAINERS        | Starts | Wins | Win % | Place | Show | WPS | WPS % |
|-----------------|--------|------|-------|-------|------|-----|-------|
| Dirk Simpson    | 18     | 0    | 0%    | 4     | 2    | 6   | 33%   |
| Timothy Twaddle | 14     | 0    | 0%    | 1     | 3    | 4   | 29%   |
| Robert Barnard  | 12     | 0    | 0%    | 1     | 0    | 1   | 8%    |
| Richard Perfido | 11     | 0    | 0%    | 0     | 1    | 1   | 9%    |
| James Rothfuss  | 11     | 0    | 0%    | 1     | 2    | 3   | 27%   |
| Richard Gillock | 10     | 0    | 0%    | 1     | 2    | 3   | 30%   |
| Carl Cocciolone | 8      | 0    | 0%    | 0     | 1    | 1   | 13%   |
| Todd Rooney     | 8      | 0    | 0%    | 3     | 2    | 5   | 63%   |
| Ashley Brown    | 8      | 0    | 0%    | 2     | 1    | 3   | 38%   |
| Jason Seymour   | 7      | 0    | 0%    | 1     | 1    | 2   | 29%   |

# Monticello

## NEW YORK

### HOT

| DRIVERS             | Starts | Wins | Win % | Place | Show | WPS | WPS % |
|---------------------|--------|------|-------|-------|------|-----|-------|
| Cory Stratton       | 64     | 15   | 23%   | 11    | 6    | 32  | 50%   |
| Michael Merton      | 49     | 11   | 22%   | 8     | 6    | 25  | 51%   |
| McGwire Sowers      | 49     | 10   | 20%   | 8     | 9    | 27  | 55%   |
| Bruce Aldrich Jr    | 61     | 11   | 18%   | 8     | 12   | 31  | 51%   |
| James Devaux        | 29     | 5    | 17%   | 3     | 3    | 11  | 38%   |
| Joseph Chindano Jr  | 28     | 4    | 14%   | 6     | 3    | 13  | 46%   |
| Jim Taggart Jr      | 47     | 6    | 13%   | 7     | 6    | 19  | 40%   |
| Renaldo Morales III | 45     | 6    | 13%   | 7     | 2    | 15  | 33%   |
| Braxten Boyd        | 10     | 1    | 10%   | 1     | 1    | 3   | 30%   |
| Brandon Parker      | 54     | 5    | 9%    | 6     | 14   | 25  | 46%   |

| TRAINERS             | Starts | Wins | Win % | Place | Show | WPS | WPS % |
|----------------------|--------|------|-------|-------|------|-----|-------|
| Jacob Zakrzewski     | 5      | 4    | 80%   | 0     | 0    | 4   | 80%   |
| Robert Harmon        | 9      | 4    | 44%   | 0     | 0    | 4   | 44%   |
| Paul Blumenfeld      | 7      | 3    | 43%   | 0     | 0    | 3   | 43%   |
| Paul Walker          | 5      | 2    | 40%   | 0     | 0    | 2   | 40%   |
| Al Annunziata        | 6      | 2    | 33%   | 0     | 0    | 2   | 33%   |
| Christopher Petrelli | 17     | 5    | 29%   | 6     | 2    | 13  | 76%   |
| Frank Yanoti         | 7      | 2    | 29%   | 1     | 0    | 3   | 43%   |
| Candace Brandstatter | 7      | 2    | 29%   | 2     | 1    | 5   | 71%   |
| James Doherty Jr     | 13     | 3    | 23%   | 0     | 3    | 6   | 46%   |
| Arthur Jones         | 5      | 1    | 20%   | 0     | 0    | 1   | 20%   |

### NOT HOT

| DRIVERS             | Starts | Wins | Win % | Place | Show | WPS | WPS % |
|---------------------|--------|------|-------|-------|------|-----|-------|
| Shane Taggart       | 11     | 0    | 0%    | 0     | 1    | 1   | 9%    |
| Kyle Dibenedetto    | 43     | 2    | 5%    | 5     | 4    | 11  | 26%   |
| Brandon Parker      | 54     | 5    | 9%    | 6     | 14   | 25  | 46%   |
| Braxten Boyd        | 10     | 1    | 10%   | 1     | 1    | 3   | 30%   |
| Jim Taggart Jr      | 47     | 6    | 13%   | 7     | 6    | 19  | 40%   |
| Renaldo Morales III | 45     | 6    | 13%   | 7     | 2    | 15  | 33%   |
| Joseph Chindano Jr  | 28     | 4    | 14%   | 6     | 3    | 13  | 46%   |
| James Devaux        | 29     | 5    | 17%   | 3     | 3    | 11  | 38%   |
| Bruce Aldrich Jr    | 61     | 11   | 18%   | 8     | 12   | 31  | 51%   |
| McGwire Sowers      | 49     | 10   | 20%   | 8     | 9    | 27  | 55%   |

| TRAINERS        | Starts | Wins | Win % | Place | Show | WPS | WPS % |
|-----------------|--------|------|-------|-------|------|-----|-------|
| Murray Bassen   | 20     | 0    | 0%    | 4     | 2    | 6   | 30%   |
| Veronica Merton | 14     | 0    | 0%    | 3     | 2    | 5   | 36%   |
| Austin Gilbert  | 14     | 0    | 0%    | 2     | 2    | 4   | 29%   |
| Shane Taggart   | 12     | 0    | 0%    | 0     | 4    | 4   | 33%   |
| Gary Messenger  | 11     | 0    | 0%    | 2     | 2    | 4   | 36%   |
| Keith Haase     | 11     | 0    | 0%    | 2     | 4    | 6   | 55%   |
| Dawn Devaux     | 10     | 0    | 0%    | 1     | 0    | 1   | 10%   |
| Arthur Green    | 8      | 0    | 0%    | 1     | 2    | 3   | 38%   |
| Gregory Decker  | 8      | 0    | 0%    | 0     | 5    | 5   | 63%   |
| Ronald Langley  | 7      | 0    | 0%    | 0     | 1    | 1   | 14%   |

# Northfield Park

OHIO

## HOT

| DRIVERS          | Starts | Wins | Win % | Place | Show | WPS | WPS % |
|------------------|--------|------|-------|-------|------|-----|-------|
| Aaron Merriman   | 101    | 30   | 30%   | 16    | 16   | 62  | 61%   |
| Nick Clegg       | 27     | 6    | 22%   | 3     | 4    | 13  | 48%   |
| Billy Davis Jr   | 103    | 20   | 19%   | 8     | 11   | 39  | 38%   |
| Ronnie Wrenn Jr  | 38     | 6    | 16%   | 11    | 3    | 20  | 53%   |
| Ryan Stahl       | 99     | 15   | 15%   | 15    | 13   | 43  | 43%   |
| Kurt Sugg        | 101    | 14   | 14%   | 14    | 11   | 39  | 39%   |
| Christopher Lems | 127    | 15   | 12%   | 19    | 16   | 50  | 39%   |
| Greg Grismore    | 100    | 11   | 11%   | 16    | 13   | 40  | 40%   |
| Hunter Myers     | 86     | 7    | 8%    | 15    | 8    | 30  | 35%   |
| Thomas Tharps Jr | 12     | 1    | 8%    | 0     | 0    | 1   | 8%    |

| TRAINERS        | Starts | Wins | Win % | Place | Show | WPS | WPS % |
|-----------------|--------|------|-------|-------|------|-----|-------|
| James Lupton    | 12     | 6    | 50%   | 0     | 1    | 7   | 58%   |
| Bill Rhoades    | 39     | 17   | 44%   | 3     | 6    | 26  | 67%   |
| William Bercury | 5      | 2    | 40%   | 2     | 0    | 4   | 80%   |
| Brandon Presto  | 8      | 3    | 38%   | 0     | 0    | 3   | 38%   |
| Jason McGinnis  | 9      | 3    | 33%   | 1     | 0    | 4   | 44%   |
| Logan Powell    | 6      | 2    | 33%   | 1     | 1    | 4   | 67%   |
| Andy Rickert    | 16     | 5    | 31%   | 1     | 2    | 8   | 50%   |
| Paul Holzman    | 10     | 3    | 30%   | 2     | 2    | 7   | 70%   |
| Ethan Sisco     | 8      | 2    | 25%   | 1     | 0    | 3   | 38%   |
| Betty Clegg     | 29     | 6    | 21%   | 3     | 5    | 14  | 48%   |

## NOT HOT

| DRIVERS          | Starts | Wins | Win % | Place | Show | WPS | WPS % |
|------------------|--------|------|-------|-------|------|-----|-------|
| Keith Kash Jr    | 87     | 2    | 2%    | 8     | 15   | 25  | 29%   |
| Jason Thompson   | 32     | 1    | 3%    | 4     | 1    | 6   | 19%   |
| Ray Fisher Jr    | 73     | 3    | 4%    | 4     | 9    | 16  | 22%   |
| David Lake       | 50     | 2    | 4%    | 4     | 5    | 11  | 22%   |
| Luke Ebersole    | 79     | 5    | 6%    | 6     | 15   | 26  | 33%   |
| Hunter Myers     | 86     | 7    | 8%    | 15    | 8    | 30  | 35%   |
| Thomas Tharps Jr | 12     | 1    | 8%    | 0     | 0    | 1   | 8%    |
| Greg Grismore    | 100    | 11   | 11%   | 16    | 13   | 40  | 40%   |
| Christopher Lems | 127    | 15   | 12%   | 19    | 16   | 50  | 39%   |
| Kurt Sugg        | 101    | 14   | 14%   | 14    | 11   | 39  | 39%   |

| TRAINERS           | Starts | Wins | Win % | Place | Show | WPS | WPS % |
|--------------------|--------|------|-------|-------|------|-----|-------|
| Tricia Shepard     | 16     | 0    | 0%    | 0     | 1    | 1   | 6%    |
| Amanda Mills       | 14     | 0    | 0%    | 1     | 2    | 3   | 21%   |
| Dean Santantonio   | 13     | 0    | 0%    | 0     | 1    | 1   | 8%    |
| Sean Mapes         | 13     | 0    | 0%    | 0     | 2    | 2   | 15%   |
| Thomas Hall        | 10     | 0    | 0%    | 0     | 2    | 2   | 20%   |
| Gregory Bateson    | 10     | 0    | 0%    | 2     | 2    | 4   | 40%   |
| Calvin Hollar      | 9      | 0    | 0%    | 1     | 0    | 1   | 11%   |
| Darrell Baird      | 8      | 0    | 0%    | 0     | 1    | 1   | 13%   |
| Matthew Burkholder | 8      | 0    | 0%    | 1     | 2    | 3   | 38%   |
| Christopher Short  | 7      | 0    | 0%    | 2     | 1    | 3   | 43%   |

After they race,  
we find them a place!

New Vocations  
Racehorse Adoption Program

Current Crisis  
Adopted  
October 2020

For more information:  
[www.newvocations.org](http://www.newvocations.org)  
[winnie@horseadoption.com](mailto:winnie@horseadoption.com)  
(734) 320-7918



# Harrah's Philadelphia

## PENNSYLVANIA

### HOT

| DRIVERS              | Starts | Wins | Win % | Place | Show | WPS | WPS % |
|----------------------|--------|------|-------|-------|------|-----|-------|
| Tim Tetrick          | 57     | 20   | 35%   | 11    | 6    | 37  | 65%   |
| Todd McCarthy        | 63     | 16   | 25%   | 10    | 10   | 36  | 57%   |
| Tyler Buter          | 13     | 3    | 23%   | 1     | 1    | 5   | 38%   |
| Corey Callahan       | 75     | 15   | 20%   | 10    | 14   | 39  | 52%   |
| Troy Beyer           | 33     | 6    | 18%   | 6     | 3    | 15  | 45%   |
| George Napolitano Jr | 73     | 10   | 14%   | 12    | 10   | 32  | 44%   |
| Russell Foster       | 36     | 5    | 14%   | 5     | 9    | 19  | 53%   |
| Simon Allard         | 79     | 10   | 13%   | 16    | 15   | 41  | 52%   |
| Victor Kirby         | 35     | 4    | 11%   | 3     | 6    | 13  | 37%   |
| Marcus Miller        | 77     | 8    | 10%   | 10    | 5    | 23  | 30%   |

| TRAINERS           | Starts | Wins | Win % | Place | Show | WPS | WPS % |
|--------------------|--------|------|-------|-------|------|-----|-------|
| Tony Alagna        | 7      | 4    | 57%   | 0     | 1    | 5   | 71%   |
| Katricia Adams     | 16     | 9    | 56%   | 2     | 3    | 14  | 88%   |
| James Groff        | 8      | 4    | 50%   | 2     | 0    | 6   | 75%   |
| Jennifer Bongiorno | 8      | 4    | 50%   | 2     | 1    | 7   | 88%   |
| Harry Landy        | 7      | 3    | 43%   | 2     | 1    | 6   | 86%   |
| Brett Pelling      | 7      | 3    | 43%   | 2     | 0    | 5   | 71%   |
| Paul Stafford      | 5      | 2    | 40%   | 1     | 2    | 5   | 100%  |
| Joseph Pavia Jr    | 8      | 3    | 38%   | 3     | 0    | 6   | 75%   |
| Scott Di Domenico  | 15     | 5    | 33%   | 0     | 1    | 6   | 40%   |
| Bruce Saunders     | 6      | 2    | 33%   | 0     | 0    | 2   | 33%   |

### NOT HOT

| DRIVERS              | Starts | Wins | Win % | Place | Show | WPS | WPS % |
|----------------------|--------|------|-------|-------|------|-----|-------|
| Arthur Stafford Jr   | 69     | 5    | 7%    | 6     | 8    | 19  | 28%   |
| Patrick Berry        | 50     | 4    | 8%    | 4     | 8    | 16  | 32%   |
| David Miller         | 40     | 3    | 8%    | 8     | 4    | 15  | 38%   |
| James Porter         | 13     | 1    | 8%    | 1     | 3    | 5   | 38%   |
| Marcus Miller        | 77     | 8    | 10%   | 10    | 5    | 23  | 30%   |
| Montrell Teague      | 49     | 5    | 10%   | 9     | 5    | 19  | 39%   |
| Vincent Ginsburg     | 10     | 1    | 10%   | 2     | 2    | 5   | 50%   |
| Victor Kirby         | 35     | 4    | 11%   | 3     | 6    | 13  | 37%   |
| Simon Allard         | 79     | 10   | 13%   | 16    | 15   | 41  | 52%   |
| George Napolitano Jr | 73     | 10   | 14%   | 12    | 10   | 32  | 44%   |

| TRAINERS            | Starts | Wins | Win % | Place | Show | WPS | WPS % |
|---------------------|--------|------|-------|-------|------|-----|-------|
| Sean Bier           | 19     | 0    | 0%    | 2     | 6    | 8   | 42%   |
| Anthony Defrancesco | 15     | 0    | 0%    | 3     | 1    | 4   | 27%   |
| Michael Polhemus    | 11     | 0    | 0%    | 0     | 3    | 3   | 27%   |
| Todd Schadel        | 10     | 0    | 0%    | 0     | 1    | 1   | 10%   |
| Marc Mosher         | 10     | 0    | 0%    | 5     | 2    | 7   | 70%   |
| Joseph Columbo      | 10     | 0    | 0%    | 0     | 2    | 2   | 20%   |
| Jason Johnson       | 8      | 0    | 0%    | 2     | 2    | 4   | 50%   |
| Ronald Coyne Jr     | 7      | 0    | 0%    | 0     | 1    | 1   | 14%   |
| Joseph Karrat       | 7      | 0    | 0%    | 0     | 1    | 1   | 14%   |
| Clifton Green       | 7      | 0    | 0%    | 0     | 1    | 1   | 14%   |

# Plainridge Park

## MASSACHUSETTS

### HOT

| DRIVERS           | Starts | Wins | Win % | Place | Show | WPS | WPS % |
|-------------------|--------|------|-------|-------|------|-----|-------|
| Shawn Gray        | 52     | 12   | 23%   | 6     | 7    | 25  | 48%   |
| Nicholas Graffam  | 67     | 14   | 21%   | 14    | 6    | 34  | 51%   |
| Winston Campbell  | 52     | 11   | 21%   | 6     | 9    | 26  | 50%   |
| Michael Stevenson | 26     | 5    | 19%   | 4     | 2    | 11  | 42%   |
| Jay Randall       | 34     | 6    | 18%   | 8     | 5    | 19  | 56%   |
| Andrew Monti      | 63     | 8    | 13%   | 11    | 7    | 26  | 41%   |
| Bruce Ranger      | 76     | 9    | 12%   | 8     | 15   | 32  | 42%   |
| James Hardy       | 31     | 3    | 10%   | 5     | 6    | 14  | 45%   |
| Matthew Athearn   | 46     | 4    | 9%    | 8     | 4    | 16  | 35%   |
| Kevin Switzer Jr  | 53     | 4    | 8%    | 5     | 8    | 17  | 32%   |

| TRAINERS          | Starts | Wins | Win % | Place | Show | WPS | WPS % |
|-------------------|--------|------|-------|-------|------|-----|-------|
| Jessica Okusko    | 8      | 6    | 75%   | 1     | 0    | 7   | 88%   |
| Alicia Gray       | 6      | 3    | 50%   | 0     | 1    | 4   | 67%   |
| George Ducharme   | 20     | 9    | 45%   | 4     | 0    | 13  | 65%   |
| Jackie Greene     | 9      | 3    | 33%   | 0     | 2    | 5   | 56%   |
| William Krikorian | 9      | 3    | 33%   | 0     | 1    | 4   | 44%   |
| Jamie Gerard      | 7      | 2    | 29%   | 0     | 2    | 4   | 57%   |
| Nancy Longobardi  | 7      | 2    | 29%   | 3     | 1    | 6   | 86%   |
| James Dunn        | 12     | 3    | 25%   | 2     | 2    | 7   | 58%   |
| Ralph Andersen    | 9      | 2    | 22%   | 2     | 2    | 6   | 67%   |
| John Di Stefano   | 9      | 2    | 22%   | 2     | 2    | 6   | 67%   |

### NOT HOT

| DRIVERS           | Starts | Wins | Win % | Place | Show | WPS | WPS % |
|-------------------|--------|------|-------|-------|------|-----|-------|
| Stephen Smith     | 10     | 0    | 0%    | 2     | 3    | 5   | 50%   |
| Ronald Cushing    | 10     | 0    | 0%    | 2     | 2    | 4   | 40%   |
| Wallace Watson    | 10     | 0    | 0%    | 4     | 2    | 6   | 60%   |
| Kevin Switzer Jr  | 53     | 4    | 8%    | 5     | 8    | 17  | 32%   |
| Matthew Athearn   | 46     | 4    | 9%    | 8     | 4    | 16  | 35%   |
| James Hardy       | 31     | 3    | 10%   | 5     | 6    | 14  | 45%   |
| Bruce Ranger      | 76     | 9    | 12%   | 8     | 15   | 32  | 42%   |
| Andrew Monti      | 63     | 8    | 13%   | 11    | 7    | 26  | 41%   |
| Jay Randall       | 34     | 6    | 18%   | 8     | 5    | 19  | 56%   |
| Michael Stevenson | 26     | 5    | 19%   | 4     | 2    | 11  | 42%   |

| TRAINERS           | Starts | Wins | Win % | Place | Show | WPS | WPS % |
|--------------------|--------|------|-------|-------|------|-----|-------|
| Randy Bickmore     | 16     | 0    | 0%    | 0     | 1    | 1   | 6%    |
| Elisha Lafreniere  | 10     | 0    | 0%    | 1     | 5    | 6   | 60%   |
| Lisa Watson        | 10     | 0    | 0%    | 4     | 2    | 6   | 60%   |
| Scott Renz         | 8      | 0    | 0%    | 2     | 1    | 3   | 38%   |
| Heidi Gibbs        | 8      | 0    | 0%    | 2     | 1    | 3   | 38%   |
| Todd O'dea         | 7      | 0    | 0%    | 2     | 0    | 2   | 29%   |
| Paul Mc Hugh       | 7      | 0    | 0%    | 2     | 0    | 2   | 29%   |
| Dennis Whittemore  | 7      | 0    | 0%    | 0     | 2    | 2   | 29%   |
| Kevin Switzer      | 7      | 0    | 0%    | 3     | 1    | 4   | 57%   |
| Daniel Tuccillo Jr | 7      | 0    | 0%    | 2     | 1    | 3   | 43%   |

# Pocono Downs

## PENNSYLVANIA

### HOT

| DRIVERS              | Starts | Wins | Win % | Place | Show | WPS | WPS % |
|----------------------|--------|------|-------|-------|------|-----|-------|
| Matthew Kakaley      | 102    | 23   | 23%   | 16    | 22   | 61  | 60%   |
| George Napolitano Jr | 88     | 17   | 19%   | 13    | 13   | 43  | 49%   |
| Simon Allard         | 26     | 5    | 19%   | 6     | 3    | 14  | 54%   |
| Mark MacDonald       | 12     | 2    | 17%   | 2     | 1    | 5   | 42%   |
| Braxten Boyd         | 43     | 7    | 16%   | 5     | 2    | 14  | 33%   |
| Tyler Buter          | 92     | 14   | 15%   | 17    | 7    | 38  | 41%   |
| Anthony Napolitano   | 75     | 11   | 15%   | 10    | 16   | 37  | 49%   |
| James Pantaleano     | 76     | 10   | 13%   | 7     | 9    | 26  | 34%   |
| James Marohn Jr      | 15     | 2    | 13%   | 4     | 1    | 7   | 47%   |
| Marcus Miller        | 74     | 5    | 7%    | 8     | 14   | 27  | 36%   |

| TRAINERS            | Starts | Wins | Win % | Place | Show | WPS | WPS % |
|---------------------|--------|------|-------|-------|------|-----|-------|
| Ake Svanstedt       | 6      | 4    | 67%   | 0     | 1    | 5   | 83%   |
| Lucas Wallin        | 7      | 3    | 43%   | 2     | 0    | 5   | 71%   |
| Hunter Oakes        | 7      | 3    | 43%   | 2     | 1    | 6   | 86%   |
| James Quinn         | 5      | 2    | 40%   | 1     | 1    | 4   | 80%   |
| Arlene Cameron      | 5      | 2    | 40%   | 0     | 1    | 3   | 60%   |
| Travis Alexander    | 12     | 4    | 33%   | 2     | 3    | 9   | 75%   |
| Antonia Storer      | 9      | 3    | 33%   | 2     | 2    | 7   | 78%   |
| Emily Bost          | 6      | 2    | 33%   | 1     | 0    | 3   | 50%   |
| Christen Pantaleano | 16     | 5    | 31%   | 2     | 0    | 7   | 44%   |
| Ronald Burke        | 25     | 7    | 28%   | 5     | 6    | 18  | 72%   |

### NOT HOT

| DRIVERS            | Starts | Wins | Win % | Place | Show | WPS | WPS % |
|--------------------|--------|------|-------|-------|------|-----|-------|
| Michael Simons     | 10     | 0    | 0%    | 2     | 1    | 3   | 30%   |
| Thomas Jackson     | 50     | 2    | 4%    | 4     | 7    | 13  | 26%   |
| Marcus Miller      | 74     | 5    | 7%    | 8     | 14   | 27  | 36%   |
| Kevin Wallis       | 43     | 3    | 7%    | 9     | 2    | 14  | 33%   |
| James Pantaleano   | 76     | 10   | 13%   | 7     | 9    | 26  | 34%   |
| James Marohn Jr    | 15     | 2    | 13%   | 4     | 1    | 7   | 47%   |
| Tyler Buter        | 92     | 14   | 15%   | 17    | 7    | 38  | 41%   |
| Anthony Napolitano | 75     | 11   | 15%   | 10    | 16   | 37  | 49%   |
| Braxten Boyd       | 43     | 7    | 16%   | 5     | 2    | 14  | 33%   |
| Mark MacDonald     | 12     | 2    | 17%   | 2     | 1    | 5   | 42%   |

| TRAINERS            | Starts | Wins | Win % | Place | Show | WPS | WPS % |
|---------------------|--------|------|-------|-------|------|-----|-------|
| Robert Krenitsky Jr | 12     | 0    | 0%    | 1     | 1    | 2   | 17%   |
| Austin Brubacker    | 11     | 0    | 0%    | 2     | 2    | 4   | 36%   |
| Philip Sowers       | 10     | 0    | 0%    | 1     | 3    | 4   | 40%   |
| James Matheos       | 9      | 0    | 0%    | 4     | 1    | 5   | 56%   |
| James Mc Guire      | 8      | 0    | 0%    | 1     | 1    | 2   | 25%   |
| William Mullin      | 8      | 0    | 0%    | 0     | 1    | 1   | 13%   |
| Daniel Gill         | 8      | 0    | 0%    | 2     | 1    | 3   | 38%   |
| John Butenschoen    | 7      | 0    | 0%    | 0     | 0    | 0   | 0%    |
| Norman Morford      | 6      | 0    | 0%    | 1     | 0    | 1   | 17%   |
| Michael Deters      | 6      | 0    | 0%    | 1     | 0    | 1   | 17%   |

# Red Mile

## KENTUCKY

### HOT

| DRIVERS           | Starts | Wins | Win % | Place | Show | WPS | WPS % |
|-------------------|--------|------|-------|-------|------|-----|-------|
| Yannick Gingras   | 49     | 14   | 29%   | 5     | 6    | 25  | 51%   |
| Ake Svanstedt     | 12     | 3    | 25%   | 1     | 1    | 5   | 42%   |
| Dexter Dunn       | 63     | 15   | 24%   | 11    | 5    | 31  | 49%   |
| Tyler Shehan      | 30     | 7    | 23%   | 3     | 2    | 12  | 40%   |
| John De Long      | 10     | 2    | 20%   | 2     | 2    | 6   | 60%   |
| Devon Tharps      | 27     | 5    | 19%   | 2     | 2    | 9   | 33%   |
| Andrew McCarthy   | 56     | 9    | 16%   | 7     | 14   | 30  | 54%   |
| Todd McCarthy     | 41     | 6    | 15%   | 7     | 10   | 23  | 56%   |
| James Stiltner II | 34     | 5    | 15%   | 6     | 3    | 14  | 41%   |
| Andy Miller       | 47     | 5    | 11%   | 8     | 12   | 25  | 53%   |

| TRAINERS          | Starts | Wins | Win % | Place | Show | WPS | WPS % |
|-------------------|--------|------|-------|-------|------|-----|-------|
| Jeremy Bobbitt    | 11     | 4    | 36%   | 2     | 0    | 6   | 55%   |
| Domenico Cecere   | 18     | 6    | 33%   | 4     | 0    | 10  | 56%   |
| Mike Murphy       | 10     | 3    | 30%   | 2     | 0    | 5   | 50%   |
| Brian Brown       | 10     | 3    | 30%   | 1     | 1    | 5   | 50%   |
| Jim Brinson       | 7      | 2    | 29%   | 1     | 1    | 4   | 57%   |
| Brett Pelling     | 11     | 3    | 27%   | 2     | 2    | 7   | 64%   |
| Marcus Melander   | 27     | 7    | 26%   | 1     | 3    | 11  | 41%   |
| Ake Svanstedt     | 17     | 4    | 24%   | 1     | 2    | 7   | 41%   |
| Brad Firlotte     | 5      | 1    | 20%   | 0     | 2    | 3   | 60%   |
| Donricus Blackmon | 5      | 1    | 20%   | 0     | 1    | 2   | 40%   |

### NOT HOT

| DRIVERS        | Starts | Wins | Win % | Place | Show | WPS | WPS % |
|----------------|--------|------|-------|-------|------|-----|-------|
| Michael Pryor  | 10     | 0    | 0%    | 0     | 0    | 0   | 0%    |
| Scott Zeron    | 29     | 1    | 3%    | 3     | 3    | 7   | 24%   |
| Jamaal Denson  | 22     | 1    | 5%    | 2     | 2    | 5   | 23%   |
| Jeremy Bobbitt | 14     | 1    | 7%    | 2     | 0    | 3   | 21%   |
| David Miller   | 40     | 3    | 8%    | 8     | 2    | 13  | 33%   |
| Randal Jerrell | 24     | 2    | 8%    | 1     | 4    | 7   | 29%   |
| Christian Lind | 46     | 4    | 9%    | 8     | 7    | 19  | 41%   |
| Randy Crisler  | 32     | 3    | 9%    | 3     | 7    | 13  | 41%   |
| Kasper Foget   | 11     | 1    | 9%    | 0     | 0    | 1   | 9%    |
| Brian Sears    | 31     | 3    | 10%   | 4     | 6    | 13  | 42%   |

| TRAINERS           | Starts | Wins | Win % | Place | Show | WPS | WPS % |
|--------------------|--------|------|-------|-------|------|-----|-------|
| John Hughes        | 14     | 0    | 0%    | 3     | 3    | 6   | 43%   |
| Linda Toscano      | 13     | 0    | 0%    | 1     | 3    | 4   | 31%   |
| Christopher Beaver | 11     | 0    | 0%    | 1     | 1    | 2   | 18%   |
| Tom Tetrick        | 11     | 0    | 0%    | 0     | 0    | 0   | 0%    |
| Randal Jerrell     | 10     | 0    | 0%    | 1     | 1    | 2   | 20%   |
| Robert Stewart     | 10     | 0    | 0%    | 2     | 5    | 7   | 70%   |
| Lucas Wallin       | 9      | 0    | 0%    | 2     | 4    | 6   | 67%   |
| David Brown        | 8      | 0    | 0%    | 1     | 0    | 1   | 13%   |
| Charles Conrad     | 7      | 0    | 0%    | 1     | 1    | 2   | 29%   |
| Roshun Trigg       | 7      | 0    | 0%    | 1     | 1    | 2   | 29%   |

# Rideau Carleton Raceway

ONTARIO

## HOT

| DRIVERS           | Starts | Wins | Win % | Place | Show | WPS | WPS % |
|-------------------|--------|------|-------|-------|------|-----|-------|
| Guy Gagnon        | 96     | 33   | 34%   | 20    | 13   | 66  | 69%   |
| Pascal Berube     | 92     | 19   | 21%   | 17    | 14   | 50  | 54%   |
| Jacques Beaudoin  | 19     | 4    | 21%   | 3     | 3    | 10  | 53%   |
| Pierre Bovay      | 10     | 2    | 20%   | 4     | 2    | 8   | 80%   |
| Stephane Pouliot  | 57     | 10   | 18%   | 6     | 4    | 20  | 35%   |
| Steeven Genoie    | 13     | 2    | 15%   | 2     | 0    | 4   | 31%   |
| Richard Simard    | 84     | 8    | 10%   | 11    | 7    | 26  | 31%   |
| Samuel Fillion    | 72     | 7    | 10%   | 13    | 10   | 30  | 42%   |
| Stephane Brosseau | 52     | 5    | 10%   | 3     | 11   | 19  | 37%   |
| Darcy Clancy      | 10     | 1    | 10%   | 1     | 1    | 3   | 30%   |

| TRAINERS         | Starts | Wins | Win % | Place | Show | WPS | WPS % |
|------------------|--------|------|-------|-------|------|-----|-------|
| Andre Lachance   | 5      | 4    | 80%   | 1     | 0    | 5   | 100%  |
| Ginette Rancourt | 5      | 2    | 40%   | 2     | 1    | 5   | 100%  |
| Mandy Archer     | 56     | 20   | 36%   | 9     | 4    | 33  | 59%   |
| Yves Tessier     | 22     | 8    | 36%   | 4     | 1    | 13  | 59%   |
| Guy Gagnon       | 43     | 11   | 26%   | 10    | 4    | 25  | 58%   |
| Macy Cassell     | 20     | 5    | 25%   | 1     | 3    | 9   | 45%   |
| Stephane Pouliot | 29     | 6    | 21%   | 6     | 1    | 13  | 45%   |
| Maxime Velaye    | 15     | 3    | 20%   | 3     | 3    | 9   | 60%   |
| Michelle Leblanc | 10     | 2    | 20%   | 1     | 1    | 4   | 40%   |
| Wayne Laviolette | 5      | 1    | 20%   | 1     | 0    | 2   | 40%   |

## NOT HOT

| DRIVERS            | Starts | Wins | Win % | Place | Show | WPS | WPS % |
|--------------------|--------|------|-------|-------|------|-----|-------|
| Melanie Plourde    | 13     | 0    | 0%    | 2     | 1    | 3   | 23%   |
| Emil Toth          | 10     | 0    | 0%    | 1     | 0    | 1   | 10%   |
| Philippe Trudeau   | 10     | 0    | 0%    | 2     | 0    | 2   | 20%   |
| Clarke Steacy      | 46     | 2    | 4%    | 4     | 8    | 14  | 30%   |
| Marie-Claude Auger | 71     | 4    | 6%    | 8     | 8    | 20  | 28%   |
| Ryan Guy           | 76     | 5    | 7%    | 7     | 17   | 29  | 38%   |
| Richard Simard     | 84     | 8    | 10%   | 11    | 7    | 26  | 31%   |
| Samuel Fillion     | 72     | 7    | 10%   | 13    | 10   | 30  | 42%   |
| Stephane Brosseau  | 52     | 5    | 10%   | 3     | 11   | 19  | 37%   |
| Darcy Clancy       | 10     | 1    | 10%   | 1     | 1    | 3   | 30%   |

| TRAINERS            | Starts | Wins | Win % | Place | Show | WPS | WPS % |
|---------------------|--------|------|-------|-------|------|-----|-------|
| Yannick Martel      | 19     | 0    | 0%    | 2     | 3    | 5   | 26%   |
| Gary Mc Donald      | 16     | 0    | 0%    | 1     | 3    | 4   | 25%   |
| Steve Belisle       | 11     | 0    | 0%    | 0     | 0    | 0   | 0%    |
| Helene Fillion      | 10     | 0    | 0%    | 0     | 2    | 2   | 20%   |
| Marc-Andre Simoneau | 9      | 0    | 0%    | 1     | 1    | 2   | 22%   |
| Pierre Piedalue     | 9      | 0    | 0%    | 0     | 0    | 0   | 0%    |
| Ross Hitchins       | 8      | 0    | 0%    | 1     | 2    | 3   | 38%   |
| Andrew Moore        | 8      | 0    | 0%    | 1     | 1    | 2   | 25%   |
| Melanie Plourde     | 7      | 0    | 0%    | 1     | 0    | 1   | 14%   |
| Emil Toth           | 6      | 0    | 0%    | 1     | 0    | 1   | 17%   |

# Saratoga Harness

NEW YORK

## HOT

| DRIVERS          | Starts | Wins | Win % | Place | Show | WPS | WPS % |
|------------------|--------|------|-------|-------|------|-----|-------|
| Billy Dobson     | 83     | 18   | 22%   | 12    | 9    | 39  | 47%   |
| John Stark Jr    | 32     | 7    | 22%   | 4     | 7    | 18  | 56%   |
| James Devaux     | 108    | 23   | 21%   | 20    | 14   | 57  | 53%   |
| Brett Beckwith   | 70     | 14   | 20%   | 7     | 8    | 29  | 41%   |
| Mark Beckwith    | 16     | 3    | 19%   | 2     | 1    | 6   | 38%   |
| Shawn Gray       | 24     | 4    | 17%   | 8     | 3    | 15  | 63%   |
| Leon Bailey      | 24     | 4    | 17%   | 2     | 2    | 8   | 33%   |
| Larry Stalbaum   | 76     | 12   | 16%   | 9     | 13   | 34  | 45%   |
| Walter Hennessey | 64     | 10   | 16%   | 12    | 11   | 33  | 52%   |
| Jay Randall      | 24     | 3    | 13%   | 4     | 5    | 12  | 50%   |

| TRAINERS        | Starts | Wins | Win % | Place | Show | WPS | WPS % |
|-----------------|--------|------|-------|-------|------|-----|-------|
| Joel Flanders   | 6      | 4    | 67%   | 0     | 0    | 4   | 67%   |
| Jim Martuscello | 9      | 4    | 44%   | 2     | 1    | 7   | 78%   |
| Janice Connor   | 7      | 3    | 43%   | 1     | 0    | 4   | 57%   |
| John Stark Jr   | 15     | 6    | 40%   | 3     | 2    | 11  | 73%   |
| Eve Bergeron    | 10     | 4    | 40%   | 1     | 1    | 6   | 60%   |
| Timothy Dickie  | 6      | 2    | 33%   | 2     | 0    | 4   | 67%   |
| Barry White     | 6      | 2    | 33%   | 0     | 1    | 3   | 50%   |
| Andy Gardner    | 41     | 13   | 32%   | 2     | 2    | 17  | 41%   |
| Brett Derue     | 24     | 7    | 29%   | 7     | 3    | 17  | 71%   |
| David Dewhurst  | 15     | 4    | 27%   | 3     | 4    | 11  | 73%   |

## NOT HOT

| DRIVERS         | Starts | Wins | Win % | Place | Show | WPS | WPS % |
|-----------------|--------|------|-------|-------|------|-----|-------|
| Daniel Daley    | 14     | 0    | 0%    | 1     | 6    | 7   | 50%   |
| Mark Whitcroft  | 11     | 0    | 0%    | 1     | 0    | 1   | 9%    |
| Brian Cross     | 67     | 2    | 3%    | 10    | 7    | 19  | 28%   |
| Alek Chartrand  | 49     | 2    | 4%    | 2     | 6    | 10  | 20%   |
| Chris Long      | 63     | 4    | 6%    | 5     | 10   | 19  | 30%   |
| Brett Crawford  | 67     | 5    | 7%    | 9     | 8    | 22  | 33%   |
| Daniel Cappello | 13     | 1    | 8%    | 2     | 2    | 5   | 38%   |
| Luke Hanners    | 13     | 1    | 8%    | 3     | 2    | 6   | 46%   |
| Phillip Fluet   | 62     | 6    | 10%   | 5     | 7    | 18  | 29%   |
| Jay Randall     | 24     | 3    | 13%   | 4     | 5    | 12  | 50%   |

| TRAINERS          | Starts | Wins | Win % | Place | Show | WPS | WPS % |
|-------------------|--------|------|-------|-------|------|-----|-------|
| Margaret Spagnola | 42     | 0    | 0%    | 6     | 5    | 11  | 26%   |
| Andrew Byler      | 17     | 0    | 0%    | 1     | 3    | 4   | 24%   |
| Sean Campbell     | 15     | 0    | 0%    | 2     | 4    | 6   | 40%   |
| John Mongeon      | 15     | 0    | 0%    | 1     | 2    | 3   | 20%   |
| Daniel Daley      | 13     | 0    | 0%    | 1     | 6    | 7   | 54%   |
| Perry Simser      | 11     | 0    | 0%    | 2     | 1    | 3   | 27%   |
| Tommy Garcia      | 10     | 0    | 0%    | 1     | 0    | 1   | 10%   |
| Scott Mongeon     | 9      | 0    | 0%    | 4     | 0    | 4   | 44%   |
| Chester Poole Jr  | 9      | 0    | 0%    | 1     | 2    | 3   | 33%   |
| Maureen Salino    | 8      | 0    | 0%    | 1     | 3    | 4   | 50%   |

# Summerside Raceway

PRINCE EDWARD ISLAND

## HOT

| DRIVERS            | Starts | Wins | Win % | Place | Show | WPS | WPS % |
|--------------------|--------|------|-------|-------|------|-----|-------|
| Marc Campbell      | 68     | 16   | 24%   | 18    | 10   | 44  | 65%   |
| David Dowling      | 44     | 10   | 23%   | 4     | 12   | 26  | 59%   |
| Jason Hughes       | 91     | 20   | 22%   | 16    | 10   | 46  | 51%   |
| Corey MacPherson   | 74     | 15   | 20%   | 13    | 9    | 37  | 50%   |
| Adam Merner        | 70     | 12   | 17%   | 12    | 8    | 32  | 46%   |
| Gilles Barrieau    | 46     | 8    | 17%   | 9     | 10   | 27  | 59%   |
| Kenneth Arseneault | 23     | 4    | 17%   | 4     | 1    | 9   | 39%   |
| Walter Cheverie    | 37     | 6    | 16%   | 8     | 8    | 22  | 59%   |
| Jaycob Sweet       | 25     | 4    | 16%   | 3     | 3    | 10  | 40%   |
| Myles Heffernan    | 40     | 6    | 15%   | 5     | 3    | 14  | 35%   |

| TRAINERS         | Starts | Wins | Win % | Place | Show | WPS | WPS % |
|------------------|--------|------|-------|-------|------|-----|-------|
| Jennifer Doyle   | 14     | 6    | 43%   | 3     | 1    | 10  | 71%   |
| Corey MacPherson | 7      | 3    | 43%   | 0     | 0    | 3   | 43%   |
| Deanna Clow      | 5      | 2    | 40%   | 0     | 0    | 2   | 40%   |
| Kevin MacLean    | 8      | 3    | 38%   | 1     | 2    | 6   | 75%   |
| Ronald Matheson  | 8      | 3    | 38%   | 2     | 1    | 6   | 75%   |
| Allan Smith      | 8      | 3    | 38%   | 0     | 1    | 4   | 50%   |
| David Dowling    | 11     | 4    | 36%   | 0     | 2    | 6   | 55%   |
| Marc Campbell    | 27     | 9    | 33%   | 9     | 3    | 21  | 78%   |
| Gilles Barrieau  | 9      | 3    | 33%   | 2     | 0    | 5   | 56%   |
| Keith Campbell   | 9      | 3    | 33%   | 0     | 1    | 4   | 44%   |

## NOT HOT

| DRIVERS         | Starts | Wins | Win % | Place | Show | WPS | WPS % |
|-----------------|--------|------|-------|-------|------|-----|-------|
| Brady Sweet     | 19     | 0    | 0%    | 1     | 1    | 2   | 11%   |
| Chris Davies    | 20     | 1    | 5%    | 2     | 3    | 6   | 30%   |
| Norris Rogers   | 15     | 1    | 7%    | 1     | 0    | 2   | 13%   |
| Devon Wallace   | 38     | 3    | 8%    | 4     | 9    | 16  | 42%   |
| Ken Murphy      | 76     | 8    | 11%   | 11    | 18   | 37  | 49%   |
| Brodie Mac Phee | 36     | 4    | 11%   | 4     | 4    | 12  | 33%   |
| Mark Bradley    | 19     | 2    | 11%   | 3     | 2    | 7   | 37%   |
| Taylor Doyle    | 18     | 2    | 11%   | 2     | 3    | 7   | 39%   |
| Myles Heffernan | 40     | 6    | 15%   | 5     | 3    | 14  | 35%   |
| Walter Cheverie | 37     | 6    | 16%   | 8     | 8    | 22  | 59%   |

| TRAINERS        | Starts | Wins | Win % | Place | Show | WPS | WPS % |
|-----------------|--------|------|-------|-------|------|-----|-------|
| James Barlow    | 16     | 0    | 0%    | 3     | 2    | 5   | 31%   |
| Brady Sweet     | 14     | 0    | 0%    | 0     | 0    | 0   | 0%    |
| Frank Hansen    | 13     | 0    | 0%    | 1     | 3    | 4   | 31%   |
| Edgar Stewart   | 12     | 0    | 0%    | 1     | 1    | 2   | 17%   |
| Devon Wallace   | 10     | 0    | 0%    | 1     | 4    | 5   | 50%   |
| Taylor Doyle    | 10     | 0    | 0%    | 2     | 2    | 4   | 40%   |
| Leslie Waite    | 8      | 0    | 0%    | 3     | 2    | 5   | 63%   |
| Brian Walsh     | 8      | 0    | 0%    | 1     | 1    | 2   | 25%   |
| Garth Cole      | 7      | 0    | 0%    | 1     | 1    | 2   | 29%   |
| Robert Chappell | 7      | 0    | 0%    | 0     | 2    | 2   | 29%   |

# Vernon Downs

NEW YORK

## HOT

| DRIVERS          | Starts | Wins | Win % | Place | Show | WPS | WPS % |
|------------------|--------|------|-------|-------|------|-----|-------|
| Daniel Daley     | 10     | 4    | 40%   | 1     | 1    | 6   | 60%   |
| Justin Huckabone | 73     | 17   | 23%   | 13    | 11   | 41  | 56%   |
| Leon Bailey      | 83     | 18   | 22%   | 16    | 9    | 43  | 52%   |
| Jimmy Whittemore | 67     | 14   | 21%   | 11    | 9    | 34  | 51%   |
| Chris Long       | 38     | 8    | 21%   | 6     | 6    | 20  | 53%   |
| Tyler Buter      | 10     | 2    | 20%   | 0     | 1    | 3   | 30%   |
| Steeven Genois   | 50     | 8    | 16%   | 5     | 7    | 20  | 40%   |
| Ben McNeil       | 13     | 2    | 15%   | 1     | 2    | 5   | 38%   |
| Frank Affrunti   | 28     | 4    | 14%   | 3     | 3    | 10  | 36%   |
| Miriam Toland    | 10     | 1    | 10%   | 2     | 3    | 6   | 60%   |

| TRAINERS         | Starts | Wins | Win % | Place | Show | WPS | WPS % |
|------------------|--------|------|-------|-------|------|-----|-------|
| Susanne Lopez    | 5      | 4    | 80%   | 1     | 0    | 5   | 100%  |
| Daniel Daley     | 10     | 4    | 40%   | 1     | 1    | 6   | 60%   |
| Angus Mac Donald | 16     | 6    | 38%   | 1     | 3    | 10  | 63%   |
| Paul Minckler    | 11     | 4    | 36%   | 2     | 2    | 8   | 73%   |
| Justin Huckabone | 23     | 8    | 35%   | 3     | 5    | 16  | 70%   |
| Jody Weidman     | 6      | 2    | 33%   | 0     | 0    | 2   | 33%   |
| George Ducharme  | 16     | 4    | 25%   | 0     | 3    | 7   | 44%   |
| Jessica Okusko   | 16     | 4    | 25%   | 5     | 2    | 11  | 69%   |
| Jeffrey Sorenson | 17     | 4    | 24%   | 2     | 1    | 7   | 41%   |
| John McNeil III  | 15     | 3    | 20%   | 2     | 3    | 8   | 53%   |

## NOT HOT

| DRIVERS                | Starts | Wins | Win % | Place | Show | WPS | WPS % |
|------------------------|--------|------|-------|-------|------|-----|-------|
| Michael Miller         | 24     | 1    | 4%    | 4     | 1    | 6   | 25%   |
| Dylan Huckabone-Miller | 19     | 1    | 5%    | 3     | 6    | 10  | 53%   |
| Joseph Nassimos        | 41     | 3    | 7%    | 5     | 8    | 16  | 39%   |
| Roman Lopez            | 38     | 3    | 8%    | 10    | 5    | 18  | 47%   |
| Claude Huckabone Jr    | 26     | 2    | 8%    | 3     | 7    | 12  | 46%   |
| Claude Huckabone III   | 25     | 2    | 8%    | 3     | 2    | 7   | 28%   |
| Truman Gale            | 43     | 4    | 9%    | 3     | 7    | 14  | 33%   |
| Miriam Toland          | 10     | 1    | 10%   | 2     | 3    | 6   | 60%   |
| Frank Affrunti         | 28     | 4    | 14%   | 3     | 3    | 10  | 36%   |
| Ben McNeil             | 13     | 2    | 15%   | 1     | 2    | 5   | 38%   |

| TRAINERS           | Starts | Wins | Win % | Place | Show | WPS | WPS % |
|--------------------|--------|------|-------|-------|------|-----|-------|
| Bruce Lauer        | 30     | 0    | 0%    | 8     | 5    | 13  | 43%   |
| Victoria La Belle  | 9      | 0    | 0%    | 1     | 3    | 4   | 44%   |
| Gaetan Brunet      | 7      | 0    | 0%    | 3     | 0    | 3   | 43%   |
| William Okusko     | 6      | 0    | 0%    | 0     | 2    | 2   | 33%   |
| John Prescott      | 5      | 0    | 0%    | 0     | 0    | 0   | 0%    |
| Peter Carney       | 5      | 0    | 0%    | 0     | 1    | 1   | 20%   |
| Michael Collins    | 5      | 0    | 0%    | 0     | 3    | 3   | 60%   |
| Stanley Zombick Jr | 26     | 1    | 4%    | 3     | 4    | 8   | 31%   |
| Joseph Nassimos    | 25     | 1    | 4%    | 1     | 6    | 8   | 32%   |
| Misty Carey        | 19     | 1    | 5%    | 6     | 3    | 10  | 53%   |

# Woodbine Mohawk Park

## ONTARIO

### HOT

| DRIVERS            | Starts | Wins | Win % | Place | Show | WPS | WPS % |
|--------------------|--------|------|-------|-------|------|-----|-------|
| Paul MacDonell     | 24     | 5    | 21%   | 2     | 3    | 10  | 42%   |
| Trevor Henry       | 88     | 16   | 18%   | 7     | 7    | 30  | 34%   |
| James MacDonald    | 103    | 16   | 16%   | 12    | 18   | 46  | 45%   |
| Sylvain Filion     | 92     | 14   | 15%   | 14    | 10   | 38  | 41%   |
| Louis-Philippe Roy | 79     | 11   | 14%   | 13    | 6    | 30  | 38%   |
| Jody Jamieson      | 72     | 9    | 13%   | 7     | 10   | 26  | 36%   |
| Jonathan Drury     | 48     | 6    | 13%   | 7     | 6    | 19  | 40%   |
| Douglas McNair     | 94     | 11   | 12%   | 13    | 13   | 37  | 39%   |
| Ed Hensley         | 11     | 1    | 9%    | 0     | 0    | 1   | 9%    |
| Bob McClure        | 69     | 5    | 7%    | 11    | 10   | 26  | 38%   |

| TRAINERS          | Starts | Wins | Win % | Place | Show | WPS | WPS % |
|-------------------|--------|------|-------|-------|------|-----|-------|
| Shayne Barrington | 8      | 5    | 63%   | 1     | 0    | 6   | 75%   |
| Jason McGinnis    | 6      | 3    | 50%   | 0     | 1    | 4   | 67%   |
| Julie Walker      | 6      | 3    | 50%   | 0     | 0    | 3   | 50%   |
| Jean Tourigny     | 10     | 4    | 40%   | 0     | 1    | 5   | 50%   |
| Mark Etsell       | 6      | 2    | 33%   | 1     | 0    | 3   | 50%   |
| David Menary      | 8      | 2    | 25%   | 2     | 0    | 4   | 50%   |
| Tony Alagna       | 14     | 3    | 21%   | 1     | 3    | 7   | 50%   |
| Jeffrey Gillis    | 5      | 1    | 20%   | 1     | 0    | 2   | 40%   |
| Terry Gallant     | 5      | 1    | 20%   | 1     | 0    | 2   | 40%   |
| Donald Lindsey    | 5      | 1    | 20%   | 1     | 1    | 3   | 60%   |

### NOT HOT

| DRIVERS            | Starts | Wins | Win % | Place | Show | WPS | WPS % |
|--------------------|--------|------|-------|-------|------|-----|-------|
| Michael Saftic     | 12     | 0    | 0%    | 0     | 0    | 0   | 0%    |
| Chris Christoforou | 47     | 2    | 4%    | 6     | 5    | 13  | 28%   |
| Travis Cullen      | 23     | 1    | 4%    | 3     | 2    | 6   | 26%   |
| Scott Young        | 37     | 2    | 5%    | 5     | 5    | 12  | 32%   |
| Phillippe Hudon    | 19     | 1    | 5%    | 3     | 4    | 8   | 42%   |
| Bob McClure        | 69     | 5    | 7%    | 11    | 10   | 26  | 38%   |
| Ed Hensley         | 11     | 1    | 9%    | 0     | 0    | 1   | 9%    |
| Douglas McNair     | 94     | 11   | 12%   | 13    | 13   | 37  | 39%   |
| Jody Jamieson      | 72     | 9    | 13%   | 7     | 10   | 26  | 36%   |
| Jonathan Drury     | 48     | 6    | 13%   | 7     | 6    | 19  | 40%   |

| TRAINERS         | Starts | Wins | Win % | Place | Show | WPS | WPS % |
|------------------|--------|------|-------|-------|------|-----|-------|
| Herbert Holland  | 16     | 0    | 0%    | 1     | 1    | 2   | 13%   |
| John Bax         | 12     | 0    | 0%    | 2     | 0    | 2   | 17%   |
| Richard Zeron    | 12     | 0    | 0%    | 1     | 3    | 4   | 33%   |
| Jodie Cullen     | 12     | 0    | 0%    | 2     | 1    | 3   | 25%   |
| Joe Pereira      | 10     | 0    | 0%    | 1     | 1    | 2   | 20%   |
| Murray Brethour  | 10     | 0    | 0%    | 1     | 0    | 1   | 10%   |
| Nancy Takter     | 10     | 0    | 0%    | 1     | 0    | 1   | 10%   |
| Ashleigh Hensley | 10     | 0    | 0%    | 0     | 0    | 0   | 0%    |
| Anthony Beaton   | 9      | 0    | 0%    | 1     | 0    | 1   | 11%   |
| Ted MacDonnell   | 8      | 0    | 0%    | 0     | 0    | 0   | 0%    |

# Yonkers

## NEW YORK

### HOT

| DRIVERS          | Starts | Wins | Win % | Place | Show | WPS | WPS % |
|------------------|--------|------|-------|-------|------|-----|-------|
| Patrick Lachance | 16     | 4    | 25%   | 1     | 4    | 9   | 56%   |
| Brent Holland    | 55     | 10   | 18%   | 5     | 8    | 23  | 42%   |
| Joseph Bongiorno | 50     | 9    | 18%   | 9     | 5    | 23  | 46%   |
| Marcus Miller    | 17     | 3    | 18%   | 2     | 3    | 8   | 47%   |
| Matthew Kakaley  | 66     | 11   | 17%   | 5     | 11   | 27  | 41%   |
| Jordan Stratton  | 96     | 15   | 16%   | 13    | 18   | 46  | 48%   |
| Austin Siegelman | 73     | 12   | 16%   | 7     | 9    | 28  | 38%   |
| Gregory Merton   | 27     | 4    | 15%   | 4     | 0    | 8   | 30%   |
| Jason Bartlett   | 78     | 11   | 14%   | 10    | 7    | 28  | 36%   |
| George Brennan   | 94     | 12   | 13%   | 16    | 9    | 37  | 39%   |

| TRAINERS         | Starts | Wins | Win % | Place | Show | WPS | WPS % |
|------------------|--------|------|-------|-------|------|-----|-------|
| Jared Bako       | 5      | 3    | 60%   | 0     | 0    | 3   | 60%   |
| Deborah Daguet   | 9      | 4    | 44%   | 1     | 0    | 5   | 56%   |
| Edward Hart      | 6      | 2    | 33%   | 2     | 1    | 5   | 83%   |
| Justin Sodano    | 6      | 2    | 33%   | 0     | 0    | 2   | 33%   |
| Ricky Bucci      | 19     | 6    | 32%   | 3     | 2    | 11  | 58%   |
| Paul Stafford    | 20     | 6    | 30%   | 0     | 3    | 9   | 45%   |
| Thomas Fanning   | 10     | 3    | 30%   | 1     | 1    | 5   | 50%   |
| Trond Smedhammer | 7      | 2    | 29%   | 1     | 2    | 5   | 71%   |
| Mike Terpolilli  | 7      | 2    | 29%   | 1     | 0    | 3   | 43%   |
| Brandon Todd     | 7      | 2    | 29%   | 1     | 0    | 3   | 43%   |

### NOT HOT

| DRIVERS          | Starts | Wins | Win % | Place | Show | WPS | WPS % |
|------------------|--------|------|-------|-------|------|-----|-------|
| Scott Zeron      | 32     | 1    | 3%    | 3     | 9    | 13  | 41%   |
| Daniel Dube      | 68     | 5    | 7%    | 9     | 10   | 24  | 35%   |
| James Marohn Jr  | 58     | 4    | 7%    | 10    | 2    | 16  | 28%   |
| Tyler Buter      | 59     | 5    | 8%    | 7     | 12   | 24  | 41%   |
| George Brennan   | 94     | 12   | 13%   | 16    | 9    | 37  | 39%   |
| Jason Bartlett   | 78     | 11   | 14%   | 10    | 7    | 28  | 36%   |
| Gregory Merton   | 27     | 4    | 15%   | 4     | 0    | 8   | 30%   |
| Jordan Stratton  | 96     | 15   | 16%   | 13    | 18   | 46  | 48%   |
| Austin Siegelman | 73     | 12   | 16%   | 7     | 9    | 28  | 38%   |
| Matthew Kakaley  | 66     | 11   | 17%   | 5     | 11   | 27  | 41%   |

| TRAINERS                | Starts | Wins | Win % | Place | Show | WPS | WPS % |
|-------------------------|--------|------|-------|-------|------|-----|-------|
| Gilberto Garcia-Herrera | 25     | 0    | 0%    | 3     | 8    | 11  | 44%   |
| Travis Alexander        | 13     | 0    | 0%    | 2     | 4    | 6   | 46%   |
| Anette Lorentzon        | 9      | 0    | 0%    | 1     | 1    | 2   | 22%   |
| Mark Ford               | 8      | 0    | 0%    | 1     | 1    | 2   | 25%   |
| Kenneth Koch            | 8      | 0    | 0%    | 1     | 1    | 2   | 25%   |
| Peter Tritton           | 6      | 0    | 0%    | 1     | 2    | 3   | 50%   |
| Paul Blumenfeld         | 6      | 0    | 0%    | 0     | 2    | 2   | 33%   |
| Douglas Dilloian Jr     | 6      | 0    | 0%    | 1     | 0    | 1   | 17%   |
| Michael Seddon          | 6      | 0    | 0%    | 1     | 1    | 2   | 33%   |
| Mark Harder             | 5      | 0    | 0%    | 0     | 3    | 3   | 60%   |

# HRU NEWS



News in harness  
racing, notes and  
announcements

[www.harnessracingupdate.com](http://www.harnessracingupdate.com)

## Buzz remains following successful second Mohawk Million

Following a successful second edition, Woodbine Entertainment today announced its intentions to again play host to the Mohawk Million in 2022.

The second-ever Mohawk Million was captured by undefeated trotting filly Venerable on Sept. 25 at Woodbine Mohawk Park. Venerable bested nine talented rookie trotters to capture harness racing's richest race for 2-year-olds.

With major yearling sales set to begin, Woodbine wanted to inform all buyers and breeders of its intentions to host the Mohawk Million again in 2022, if all nine slots are sold.

"This year's Mohawk Million raised the bar to another level," said Jim Lawson, CEO of Woodbine Entertainment. "Venerable's victory delivered the excitement we all anticipated when the Mohawk Million was announced and we're grateful for the support from all the owners and participants in continuing to grow this event."

"It's important for our industry to provide lucrative opportunities like the Million and it's only proper we announce our intentions for 2022 before owners attend the upcoming major yearling sales in search for their next champion."

The depth of the Million field was evident by the wagering totals, with \$495,270.90 wagered on the Mohawk Million, up from \$327,186.16 in 2020.

The all-sources handle for the Mohawk Million card was \$3,526,287, just shy of last year's \$3.7 million handle. The 2020 handle was boosted by a Jackpot Hi-5 mandatory payout (\$735,985), a wager that was not offered on this year's card.

The Mohawk Million race follows a buy-in concept, with nine slots available for purchase several months out from the race and the tenth slot awarded to the winner of the William Wellwood Memorial.

Woodbine Entertainment will announce more detailed plans for the 2022 stakes season in the coming months.

**Mark McKelvie / Woodbine communications**

## Prohibition Legal still flawless in Gold Series action

**Prohibition Legal** maintained her perfect record in Ontario Sires Stakes (OSS) Gold Series action with an impressive victory in the lone \$157,200 2-year-old pacing filly division at Woodbine Mohawk Park on Saturday (Oct. 2).

Starting from Post 3, driver James MacDonald settled Prohibition Legal in fifth, tucked in behind stablemate Silver Label, as I Love Ongait led the field of nine to a :26.1 opening quarter. Heading down the backstretch, Sylvain Filion moved Silver Label to the front, and the pair paced by the half in :55.2. As Silver Label settled on the lead, MacDonald tipped Prohibition Legal into the outer lane and the fan favorite began a steady march forward.

Silver Label was still in control at the 1:23.4 three-quarters, but her stablemate was about to change gears. With a :26.4 sprint, Prohibition Legal accelerated down the stretch to a one and one-quarter length victory in a personal best 1:50.4. Silver Label finished second and Love That Smile was another length and a half back in third. ([replay here: Prohibition Legal](#))

"It was a great, great race. I'd say the better horse won, right now, but who knows in the future," said trainer Nick Gallucci. "I wasn't expecting to see 1:50.4 ring up tonight, but obviously happy to see it, proud of both the fillies."

Millar Farms of Stouffville, ON bred and owns the fillies. Prohibition Legal is a daughter of Big Jim and Catch A Wish, while Silver Label is by Bettors Delight and out of Hidden Gem. Prior to Saturday's contest neither filly had been bested in Ontario Sires Stakes action and Silver Label was undefeated through six lifetime starts. Prohibition Legal suffered her only loss through seven career starts in last weekend's Shes A Great Lady Final at Woodbine Mohawk Park.

"After losing I was little worried, sometimes a horse gets beat and they go into another race against a good horse and they might not be as willing to race that horse, but her it's opposite," said Gallucci of Prohibition Legal. "She wanted to race, she wanted to beat the other horse. It almost made her stronger and gave her a little more fight I would say. It's nice to see."

"I think what makes good horses great, you find out with a sprint. For that four or five strides, you find out which one is better, and Prohibition Legal, she's always had that acceleration for those steps."

Prohibition Legal and Silver Label head into the Oct. 16 Super Final ranked first and second in the two-year-old pacing filly division standings with 250 and 175 points, respectively. The top 10 point earners will square off in the \$225,000 Gold Series season finale.

"That race obviously will stretch out Silver Label a little bit, hopefully she builds on it into the next race the way Prohibition Legal did into this race from last week," said Gallucci. "Her

(Prohibition Legal's) last two races have been her toughest races and, hopefully she comes out of this one okay, but she came out of the last one great."

Complete results from Saturday's races are available [here](#) and replays can be viewed on the Woodbine Mohawk Park YouTube [channel](#).

*Sandra Snyder / OSS publicity*

## Division leaders look sharp heading into OSS Super Final

The Ontario Sires Stakes (OSS) Gold Series regular season came to a close at Woodbine Mohawk Park on Monday, Oct. 4 with two Gold Series divisions for the 2-year-old trotting fillies and one for the 3-year-old trotting colts.

**Dabra Day** kicked things off in the first \$99,800 trotting filly division, notching her third Gold Series win with an effortless 1:57 effort for driver Louis-Philippe Roy. The fan favorites hit the wire two and one-half lengths ahead of Resolving, and Lilys Lass was four more lengths back in third. ([replay here: Dabra Day](#))

"Actually tonight I was a little worried because she loves her couple hours of paddock in the morning, but it was pretty nasty and the paddocks were too bad, we couldn't turn her out (today), we just had to walk her, but it didn't seem to bother her at all this time," said trainer Meg Crone. "She's just finally getting it all together, I hope."

Cambridge, ON resident Crone trains the quirky Kadabra filly for W.J. Donovan of Monument Beach, MA and Purnel And Libby LLC of Ocean Ridge, FL. With her perfect record of three wins in three Gold Series starts, Dabra Day heads into the Oct. 16 Super Final in second spot in the standings with 150 points.

**Adare Castle** will lead the 2-year-old trotting fillies into the post season, and the Muscle Mass daughter recorded her fourth Gold Series win in the second \$100,600 division on Monday. Driver James MacDonald sent Adare Castle to the front heading by the half and the fan favorite held off pocket sitter Mischevious Rose in the stretch to halt the teletimer in a personal best 1:54.2. Grace finished seven and one-quarter lengths back in third. ([replay here: Adare Castle](#))

"That's a pretty good mile tonight and I don't want to say I expected it, I just expected her to race good," said trainer Mark Etsell, who noted the filly had been battling an infection heading into the Sept. 19 Gold Leg at Flamboro Downs, where she finished second. "I schooled her here last Tuesday against a couple pretty nice three-year-olds that are in tonight and she went right with them, so I kind of figured she was back on top

of her game. And this morning she was bouncing around and acting kind of sharp, so I said to James, 'I think she's back.'"

The Rockwood resident shares ownership of Adare Castle with Robert Newton of Walkerton, Graham Hopkins of Chesley and Peter Porter of Port Dover, ON and said the filly's success over the last four months has been just what the doctor ordered for the group.

"Everybody's had a lot of fun, and a couple of the guys needed a little bit of a pick up," said Etsell. "Their health wasn't that good this year, and I think it was just the right filly and the right time for everybody."

Division leader **Logan Park** wrapped up the Ontario Sires Stakes action with his fourth Gold Series victory in the \$155,600 sophomore trotting colt showdown, reeling in pacesetting favorite Fashion Frenzie in the stretch for a 1:53.2 score. Lexus Kody finished six lengths behind the duelling leaders in third. All three geldings are by sire Archangel. ([replay here: Logan Park](#))

James MacDonald engineered the win for trainer Rob Fellows, a fact that caused Fellows a few moments of regret in the winner's circle.

"He raced good. He got a perfect steer and he got out," said Fellows. "But I feel really bad, because Jody (Jamieson) has been driving him all year and doing a fantastic job, and just the way it turned out, he wasn't available to school him, or race him tonight, and then he was. I had already made arrangements to get James (MacDonald), but it's kind of bittersweet."

Logan Park wrapped up the regular season with 212 points and Fellows is hoping the gelding is back on track after a mid-season lull.

"Horses don't maintain their form all year, it's really hard on them, the changing weather, but hopefully he can keep racing for a little bit longer and then he'll get a well-deserved winter off," said the trainer, who shares ownership of the gelding with his partners in the Outofthepark Stable of Rockwood, Reg Higgs of Strathroy and Arpad Szabo of Bradford, ON. "Hopefully he's going to make some noise as a four-year-old."

Logan Park, Adare Castle and Dabra Day, along with their top 10 point-earning peers, will return to Woodbine Mohawk Park on Saturday, Oct. 16 for their respective \$225,000 Super Finals.

Complete results from Monday's program are available [here](#) and replays can be viewed at Woodbine Mohawk Park's YouTube [channel](#).

On Saturday (Oct. 9) Woodbine Mohawk Park plays host to the 2021 Grassroots Championship. The top trotters and pacers from the Grassroots program will compete for a total of \$480,000 in eight division finals. The first race gets under way at 7 pm and fans can download a program and watch the live stream on the Woodbine Mohawk Park [website](#).

*Sandra Snyder / OSS publicity*

## It's Above Me Now wins DSBF final

George Teague Jr and K&R Racing's **Its Above Me Now** (\$4.60, Montrell Teague) was a wire-to-wire winner in the \$100,000 2-year-old Delaware Standardbred Breeders Fund (DSBF) final for pacing colts and geldings Monday (Oct. 4) at Harrington Raceway.

The Southwind Lynx colt was a confident one-length winner after he assumed command early from his rail post position and never relented in the win over Johnny Badlands and Clear Mist.

Trained by Clyde Francis, it was his third lifetime win, all of which have come in DSBF company after sweeping his eliminations.

In a \$15,000 DSBF consolation event for male pacers, Brenda Teague's **Hiro Knockout** (\$2.10, Montrell Teague) was a 1:56.2 winner over Badlands N Wine and Step On Over. The Southwind Lynx colt recorded his first career win for owner/trainer Brenda Teague. It was one of three winners driven by Teague on the card.

*Matt Sparacino / Harrington Raceway*

## Graffam has a big day in Massachusetts Sire Stakes

The second leg of the \$2.24 million Massachusetts Sire Stakes (MASS) for 2-year-olds went postward at Plainridge Park on Monday (Oct. 4) with a total of \$480,000 in purses up for grabs. Single divisions went for \$60,000 but the trotting and pacing fillies went two splits of \$30,000 each.

Despite persistent rain, a sloppy track and cool temperatures, there were many great stake performances put forth on Monday led by driver Nick Graffam who scored a MASS hat trick, winning three series races with trotting filly **Tennessee Lindy**, pacing filly **Wolverina** and trotting colt **Wallet**. Also trainers Jessica Okusko and George Ducharme each sent two from their respective stables to the winner's enclosure for MASS winning photos and five of the six stake winning horses preformed in lifetime best efforts.

The first division of trotting fillies was won by Tennessee Lindy (Muscle Hill—Nashville Lindy) who rallied late and matched her lifetime mark.

Maliziosa Lindy (Bruce Ranger) cut the mile with stablemate Moni Heist (Domenico Cecere) and Tennessee Lindy (Nick Graffam) following closely in line. There was no change in this order through fractions of :28.4, :59.1 and 1:29.2 until the top of the final turn where Tennessee Lindy tipped out and motored towards the leader. She caught Maliziosa Lindy when they straightened out for home and trotted away to a two length, 1:58.4 victory that matched her career best time.

It was the first stake win and second win of the year for Tennessee Lindy (\$7.20) who is owned by FTM Racing Stable and trained by George Ducharme. Tennessee Lindy was bred by KR Breeding.

The first group of pacing fillies went next and Wolverina (Cheyenne Hollywood—Terri I Fra) registered her fourth win of the year.

Shakeitoffscarlet (Kevin Switzer Jr.) was sharp on the point and cut quarters of :27.1, :56.3 and 1:25 while Wolverina (Nick Graffam) was sitting right on her back. With the rest of the field several lengths back in the last turn, it turned into a match race to the wire. Shakeitoffscarlet continued to lead but Graffam tipped Wolverina just past the seven-eighths and the two pacers went at it. Wolverina drew alongside Shakeitoffscarlet, who responded and held position. But Wolverina had more pace on this day and pulled away to win at the line in 1:54.4, which was a new lifetime mark.

Wolverina (\$19.00) scored her first MASS win, but already had three Maine Sire Stake victories to her credit this year. The filly is owned by Mike Graffam — who also bred and trains her — and William Arnold.

The second division of trotting fillies had a repeat winner when **Grateful Express** (Cantab Hall—Tough Girl Lindy) went gate to wire.

Grateful Express (Drew Campbell) was all business as she took the lead and trotted unchallenged the rest of the way. With two horses making early breaks and only post time favorite Wonderwall Lindy (Jay Randall) in close pursuit, Grateful Express set easy fractions and got to three-quarters in 1:29. Coming off the turn Wonderwall Lindy put in a good effort trying to gain ground in the stretch. However Grateful Express would not give way and trotted home ahead by 1-1/4 lengths in lifetime best 1:58.

It was the second win in a row and fourth out of five lifetime for Grateful Express (\$5.60) who is owned by James De Armond and Sal Vullo. Jessica Okusko is the trainer. Grateful Express was bred by KR Breeding.

The second set of pacing fillies hit the track and it was no surprise when **Dude's Sweet Bet** (Dude's The Man—Sweet Bettor) won her second in a row.

Dude's Sweet Bet (Shawn Gray) opened up an immediate four-length lead after So Flo (Frank Affrunti) and Adela (Matty Athearn) both made breaks. Gray kept the filly in check with a soft :30 second quarter but also was up by three. Dude's Sweet Bet got to three-quarters in 1:28.2, rounded the last bend and paced away to an easy 6-3/4 length victory in 1:57.2.

Dude's Sweet Bet (\$3.00) now has three wins on the year for owners Triple C Stables and Chris Lems — who also bred the filly — and gave trainer Jessica Okusko her second stakes winner of the day.

One seven-horse field of male trotters went postward in the fifth stake tilt of the day and Wallet (Walner-Touch Of Moni) just got up in time to win his second MASS event in a row.

Bill Bauer (Drew Monti) blasted off the gate and led handily

to the quarter in :29.1 while Wallet (Nick Graffam) floated outside before settling in third past that first station. Bill Bauer continued to lead by two lengths as the race motored up the backstretch before Wallet pulled at the five-eighths and started to chip away at the stone. By the three-quarter pole, Wallet had reached Bill Bauer's wheel and was trotting with authority. He continued to gain ground on Bill Bauer who was grudgingly giving way. But Wallet couldn't get by until the wire, where he gained a neck advantage over Bill Bauer in 1:57.3, giving him a new career mark.

Wallet (\$2.60) remains undefeated in the MASS for owner George Ducharme Stable, Jim Winske, David Winske and Stephen Michaels. Ducharme claimed his second stake training win of the day with Wallet, who was bred by the Moni Maker Stable.

The last stake event was a field of pacing colts who were upset by **Takechargebluechip** (Roll With Joe—Caroline Hanover) who took no prisoners at 8-1.

Takechargebluechip (Bruce Ranger) was the fastest off the wings and got to the quarter in :26.3. The field followed single file behind until the five-eighths where Striking Impact (Drew Monti) pulled first and Use Yah Blinkah (Jim Hardy) soon followed. The three length lead Takechargebluechip had was eroding at three-quarters as Striking Impact and Use Yah Blinkah were both getting closer. Off the last turn Use Yah Blinkah and Striking Impact were neck and neck but Takechargebluechip was still ahead and wouldn't be denied, winning by 1-1/4 lengths in 1:55.2 which was a new lifetime mark.

Takechargebluechip (\$18.00) is owned by Blue Chip Bloodstock, JFE Enterprises and Donald Robinson and is trained by Melissa Beckwith.

Massachusetts Sire Stake action will take a break next week but will resume at Plainridge Park on Sunday (Oct. 17) when these 2-year-olds will get back together for their third leg of competition. The \$800,000 (est.) finals for both 2 and 3-year-olds will be held on Monday (Oct. 25).

*Tim Bojarski for the Standardbred Owners of Massachusetts*

## **Harness owner Pam Wagner wins four Virginia Breeder's Stakes in \$684,225 showcase weekend**

Owner Pam Wagner collected four wins this past weekend in Virginia Breeder's championship events at Shenandoah Downs — two with trotters and two with pacers — as \$684,225 in purse money as distributed among eight title clashes for freshmen and sophomores of both sexes. It was the richest Breeder's showcase edition in the event's 24 years.

Wager scored with **Kelsey's For Real** in the \$83,600 3-Year-Old

Filly Pace, **Anthony's All In** in the \$86,325 2-Year-Old Colt Pace, **Shes All Woman** in the \$85,125 2-Year-Old Filly Trot and **K J Diamond** in the \$84,600 3-Year-Old Filly Trot.

Kelsey's For Real surged past 2020 divisional champ Madisonsallin and front stepping K J Katherine past the half Saturday to capture her fifth lifetime score in 1:58.3. The daughter of Rusty's For Real, trained by John Wagner and driven by Jared Moyer, finished one length ahead of Madisonsallin. K J Katherine finished third. The Wagners train and own all three.

Betting favorite Anthony's All In won his fifth straight race against a full field of eight 2-year-old colt pacers with a tight neck finish over Big N Bad Brad in 1:59.2. The Rusty's All In colt was just three weeks removed from winning the \$70,000 Maryland Sire Stake finals at Ocean Downs. John Wagner trains and piloted the winner. He also trains the runner-up. William Fletcher's Roddy Boy B finished third.

Shes All Woman wired the field in the freshmen filly pace and won handily by 4 3/4 lengths in 2:04.4. The daughter of Anders Bluestone won her prep a week earlier by 11 1/2 lengths and did not disappoint in the final. K J Stolen Diamond was second and Robert White's Antares Star finished third.

K J Diamond shook off a slow start and rebounded just in time to catch heavily favored Pride of Windswept in the sophomore filly trot. The winner, trained and driven by Victor Kirby, was 3-for-17 entering the title match while John Swart & Sarah Swart's Pride of Windswept was 15-for-17. The winner, a daughter of Keystone Activator, crossed in 1:59.3, one-half length the best. Debbie Warnick's Armed Senorita finished third.

Caviart Farms had a pair of championship wins Saturday with **Caviart Carmel** and **Caviart Sargent** in the respective \$85,900 2-Year-Old Filly Pace and \$85,600 3-Year-Old Colt/Gelding Pace. Marna Shehan trains the pair. Fern Paquet Jr. drove the former to victory while Tyler Shehan drove the latter.

Caviart Carmel beat stablemate Caviart Lizzie by 1 1/4 lengths in 1:57 after both swept to the outside before three-quarters and eased by front stepping Janet's For Real. The Always B Mikki filly won her fifth straight start is now 5-for-7 in her young career. The first three came at Pocono and the most recent two in Woodstock.

Caviart Sargent, wire-to-wire winner in the prep, got a pocket trip through the half Saturday before taking the lead from George & Rose Bonomo's Caviart Skipper and cruised to a one length victory in 1:55.1. The Well Said gelding collected his eighth career win and saw his bankroll surge past the \$140,000 mark. Caviart Skipper was runner-up and Pam Wagner's Harveys All In was third.

Jane Dunavant left Shenandoah Downs with a pair trophies and the winner's share of the purse in the \$86,675 2-Year-Old Colt/Gelding Trot and \$84,400 3-Year-Old Colt/Gelding Trot.

Her **Big Daddy D** took care of business from the start in the freshman clash Friday (Oct. 1), wiring the field in 2:04 in his second career start. In the prep, the Dusty Winner gelding trailed

by 10 at the half but came back to prevail in a sloppily contested race. The winner is trained and driven by Carlo Polisen. Pam Wagner's Jas Bluestone was second and Cary Grady's His Gideon took third.

Polisen led **Vlahos** to a wire-to-wire score in the sophomore title bout, beating 2020 champ Trents A Lock by 1 1/2 lengths in 2:00.2. The Dusty Winner gelding triggered fractions of :29.1, :59.2 and 1:30.2 on the front end. Ashley Page's Sunshineonmyshoulder finished third.

The 2021 Shenandoah Downs meet continues through Oct. 16 with racing every Friday at 3:30 p.m. and Saturday at 1 p.m.. Races are streamed live at [shenandoahdowns.com](http://shenandoahdowns.com) and replays are based on the website. Wagering is available at the track and Virginia OTBs.

**Darrell Woods**

## Track record for Woodmere Skyroller

**Woodmere Skyroller** laid in waiting and found herself a newly minted track record holder in the Atlantic Aged Pacing Mares Series final Sunday afternoon (Oct. 3) at Red Shores at the Summerside Raceway.

Driver Corey MacPherson was patient in the \$15,617 Atlantic Aged Pacing Mares Final presented by Standardbred Canada

as Woodmere Skyroller sat third while race favorite Dreamfair Zenfire (Driven By Marc Campbell) laid out splits of 27.4, 56.3 and 1:24.4. Woodmere Skyroller got rolling at that third station and ground out the victory by a head in 1:53.1, rewriting the former 1:54 older pacing mare track record held by All Chocolate. Kevin MacLean trains the winning mare for owner Reg MacPherson of Stratford.

The day featured a pair of \$23,100 Lady Slipper Gold divisions for 3-year-old pacing fillies with **Mystifying** winning the fastest split in 1:55.3 for driver Gilles Barrieau, trainer and co-owner Darryl MacLean and co-owners Gordon MacLean and Stephen Downey.

**Tobins Brownie** won the other gold division in 1:56 for trainer/driver David Dowling and owners Carl Peterson, Alex Quinn, Amy Lakie and Brittany Watts.

The lone \$11,575 Lady Slipper Grassroots division for sophomore fillies was won by **Stonebridge Search** (Ken Murphy) in 1:58.1.

Lady Slipper 2-year-old trot action saw wins by **Up Helly Aa** (Ken MacDonald) in 2:03.4 and **Gettin Allfredup** (Campbell) in 2:04.4 in the \$12,350 divisions.

**Dusty Lane Milo** (Barrieau) won a \$12,115 Lady Slipper 3-year-old trot division in 2:02.1 while the other split was claimed by **Fireball Friday** (Myles Heffernan Sr.) in 2:06.3.

For race replays and more go to [Redshores.ca](http://Redshores.ca).

**Nicholas Oakes for Red Shores**



## HRU Results Give You MUCH More

### FULL Results For The Top 3 Finishers:

**Including: Yearling Sales History, Updated Lifetime Earnings & Race Replays**

## SUBSCRIBE TO HRU NOW





# RESULTS & REPLAYS



## PURSE CRITERIA FOR INCLUDED RACES

**Non-stakes races with a purse of \$15K+ | Stakes races with a purse of \$10K+**

## RACE RESULTS - MONDAY

### HARRINGTON RACEWAY *report*

#### Monday's Results:

**5, Har, \$100,000, Pace, DELAWARE STANDARDBRED BREEDERS FUND 2 YEAR OLD COLTS & GELDINGS FINAL, 28.1, 57.0, 1:25.3, 1:54.1, FT**

**1-It's Above Me Now (c, 2, Southwind Lynx--She's So Marvelous, by Delmarvalous)** \$50,000, Lifetime Record: 5-3-0-1, \$71,806

O-George Teague Jr Inc. & K & R Racing LLC. B-George Teague Jr Inc. & K & R Racing LLC. T-Clyde Francis. D-Montrell Teague.

**2-Johnny Badlands (c, 2, Badlands Hanover--Honey, by Three Olives)** \$25,000, Lifetime Record: 3-0-3-0, \$35,000

O-John Dixon. B-John Dixon. T-John Dixon. D-Corey Callahan.

**3-Clear Mist (g, 2, Powerful Mist--A La Notte Hanover, by Art Major)** \$12,000, Lifetime Record: 5-1-1-2, \$26,974

O-Reginald A Hazzard II. B-Reginald A Hazzard II. T-Wayne Givens. D-Allan Davis.

►► [Replay](#) ►► Calls: 2, 1H, 1T, 1H, 1 - Finish Order: Heinikin Bythebay, Bad And Boujee, Ds Heartland, It'spronounced Jif, Imwoncaptainwiser

**9, Har, \$15,000, Pace, DELAWARE STANDARDBRED BREEDERS FUND CONSOLATION 2 YEAR OLD COLTS & GELDINGS, 28.2, 57.0, 1:27.1, 1:56.2, FT**

**1-Hiro Knockout (c, 2, Southwind Lynx--Sheisaknockout, by Badlands Hanover)** \$7,500, Lifetime Record: 5-1-2-1, \$17,454

O-Brenda A Teague. B-Brenda A Teague. T-Brenda Teague. D-Montrell Teague.

**2-Badlands N Wine (g, 2, Badlands Hanover--I'm Won Wine Wiser, by Modern Art)** \$3,750, Lifetime Record: 4-0-1-1, \$7,750

O-George & Tina Dennis Racing. B-George & Tina Dennis Racing. T-Joseph Columbo. D-Mike Cole.

**3-Step On Over (g, 2, Badlands Hanover--Step Lively, by Real Artist)** \$1,800, Lifetime Record: 4-0-0-2, \$6,424

O-George & Tina Dennis Racing. B-George & Tina Dennis Racing. T-Joseph Columbo. D-Art Stafford Jr.

►► [Replay](#) ►► Calls: 1, 1H, 1, 1, 2H - Finish Order: Black Cat, Nipsey, Ash In The Wind, Callaland, Schrute

### HOLLYWOOD GAMING DAYTON RACEWAY *report*

#### Monday's Results:

**12, Dtn, \$16,000, Pace, HORSES & GELDINGS CLAIMING \$30,000 W/ALLOWANCES, 26.4, 54.4, 1:22.4, 1:51.3, FT**

**1-Lion Rock N (g, 6, Somebeachsomewhere--Trilby, by Artsplace)** \$8,000, Lifetime Record: 78-11-17-11, \$132,697

O-Larrywaderacingofohiolc. B-Cambridge Stdb Stud Limited, NZ. T-Kayne Kauffman. D-Kayne Kauffman.

**2-Mcmoe (g, 5, McArdle--Maureen Rocks, by Rocknroll Hanover)** \$4,000, Lifetime Record: 81-12-13-11, \$172,249

O-Black Magic Racing, LLC. B-Emerald Highlands Farm. T-Todd Luther. D-Trevor Smith.

**3-General Idea (g, 4, American Ideal--Another Delight, by Bettor's Delight)** \$1,920, \$40,000 2018 LEX-SEL, Lifetime Record: 33-10-3-7, \$74,420

O-Carl T Howard & Virgil V Morgan Jr. B-Steve H Stewart & The Bay's Stable LLC & Little E LLC & South Mountain Stables. T-Virgil Morgan Jr. D-Brett Miller.

►► [Replay](#) ►► Calls: 1H, 1Q, 1Q, 2, HD - Finish Order: Dashing To Da Wire, Pet Shark, Anoché, La Rockin Sampson, Pauly Wally, Oberlin



## Harness Racing Update on Facebook

## /HARNESSRACINGUPDATE



# RACE RESULTS - MONDAY (CONTINUED)

## PLAINRIDGE PARK *report*

### Monday's Results:

**1, PRc, \$30,000, Trot, MASSACHUSETTS SIRE STAKE 2 YEAR OLD FILLIES, 28.4, 59.1, 1:29.2, 1:58.4, SY**

**1-Tennessee Lindy (f, 2, Muscle Hill--Nashville Lindy, by Love You)** \$15,000, \$70,000 2020 LEX-SEL, Lifetime Record: 5-2-1-2, \$31,700  
O-Ftm Racing Stable LLC. B-K R Breeding LLC. T-George Ducharme. D-Nicholas Graffam.

**RAISED AND GRAZED AT** 

*ANOTHER* **LEXINGTON GRAD**  
*Selected Yearling Sale*



**PREFERRED EQUINE**

*Yearling Sale Graduate*

**2-Maliziosa Lindy (f, 2, Walner--Lindy Of My Dreams, by Angus Hall)** \$7,500, Lifetime Record: 6-0-4-0, \$18,350  
O-Lindy Farms Of Conn. B-Lindy Farms Of Conn. T-Domenico Cecere. D-Bruce Ranger.

**3-Moni Heist (f, 2, Walner--Nothing But Moni, by Credit Winner)** \$3,600, Lifetime Record: 9-2-0-2, \$34,100  
O-Moni Maker Stable. B-Moni Maker Stable. T-Domenico Cecere. D-Domenico Cecere.

►► [Replay](#) ►► Calls: 5Q, 4Q, 3, 1, 2 - Finish Order: Pembroke Faye, Race Me Hillary

**2, PRc, \$30,000, Pace, MASSACHUSETTS SIRE STAKE 2 YEAR OLD FILLIES, 27.1, 56.0, 1:25.0, 1:54.4, SY**

**1-Wolverina (f, 2, Cheyenne Hollywood--Terri I Fra, by Western Ideal)** \$15,000, Lifetime Record: 8-4-2-2, \$48,659  
O-Michael S Graffam & William P Arnold. B-Michael S Graffam. T-Michael Graffam. D-Nicholas Graffam.

**2-Shakeitoffscarlet (f, 2, American Ideal--Lordy Miss Scarlet, by Shady Character)** \$7,500, Lifetime Record: 8-2-5-0, \$36,675  
O-Kdk Standardbreds. B-Nelson R Malin III. T-Kevin Switzer. D-Kevin Switzer Jr.

**3-Pembroke Legacy (f, 2, Baron Biltmore--Pembroke Oasis, by American Ideal)** \$3,600, Lifetime Record: 9-5-2-1, \$40,225  
O-William L Varney. B-William L Varney. T-Valerie Grondin. D-Heath Campbell.

►► [Replay](#) ►► Calls: 1Q, 1Q, 1Q, 1, T - Finish Order: Believe Its Lindy, Native Currency

**3, PRc, \$30,000, Trot, MASSACHUSETTS SIRE STAKE 2 YEAR OLD FILLIES, NTR, 59.3, 1:29.0, 1:58.0, SY**

**1-Grateful Express (f, 2, Cantab Hall--Tough Girl Lindy, by Crazed)** \$15,000, \$23,000 2020 LEX-SEL, Lifetime Record: 6-4-1-0, \$39,200  
O-James S De Armond & Salvatore G Vullo. B-K R Breeding LLC. T-Jessica Okusko. D-W. Drew Campbell.

**RAISED AND GRAZED AT** 

*ANOTHER* **LEXINGTON GRAD**  
*Selected Yearling Sale*



**PREFERRED EQUINE**

*Yearling Sale Graduate*

**2-Wonderwall Lindy (f, 2, Walner--Lindy'sleadinglady, by Credit Winner)** \$7,500, \$50,000 2020 LEX-SEL, Lifetime Record: 9-2-1-0, \$34,000  
O-Jim & David J Winske & Stephen G Michaels & Keith A Cluff. B-Lindy Farms Of Conn. T-George Ducharme. D-Jay Randall.

**3-Pardon My Lindy (f, 2, Muscle Hill--Lindys Crazy Dolly, by Crazed)** \$3,600, Lifetime Record: 9-1-0-2, \$17,060  
O-Lindy Farms Of Conn. B-Lindy Farms Of Conn. T-Domenico Cecere. D-Bruce Ranger.

►► [Replay](#) ►► Calls: 1Q, 1Q, 1Q, 1H, 1Q - Finish Order: Lindy'swhiteassnow, Just Liv Broadway, Origin Story

**4, PRc, \$30,000, Pace, MASSACHUSETTS SIRE STAKE 2 YEAR OLD FILLIES, 28.3, 59.0, 1:28.2, 1:57.2, SY**

**1-Dudes Sweet Bet (f, 2, Dude's The Man--Sweet Bettor, by Bettor's Delight)** \$15,000, Lifetime Record: 9-3-2-1, \$47,832  
O-Triple C Stables LLC & Christopher E Lems. B-Triple C Stables LLC & Christopher E Lems. T-Jessica Okusko. D-Shawn T Gray.

**2-So Flo (f, 2, So Surreal--Teddy Ballgirl, by Kassa Branca)** \$7,500, Lifetime Record: 9-2-2-1, \$40,400  
O-Nancy J & Domenic N Longobardi. B-Nancy J & Domenic N Longobardi. T-George Ducharme. D-Frank Affrunti.

**3-Hope Im An Icon (f, 2, Real Desire--Artie's Last Party, by Artiscap)** \$3,600, Lifetime Record: 8-0-0-2, \$6,423  
O-Jessica A Smith. B-Jessica A Smith. T-Randy Smith. D-Drew Monti.

►► [Replay](#) ►► Calls: 4, 3, 3H, 3, 6T - Finish Order: Tip Of My Tongue, Adela

# RACE RESULTS - MONDAY (CONTINUED)

**5, PRc, \$60,000, Trot,** MASSACHUSETTS SIRE STAKE 2 YEAR OLD COLTS AND GELDINGS, 29.1, 59.0, 1:28.1, 1:57.3, SY

**1-Wallet (c, 2, Walner--Touch Of Moni, by Valley Victory)** \$30,000, \$50,000 2020 LEX-SEL, Lifetime Record: 4-2-0-0, \$60,000

O-George Ducharme Stable LLC & Jim & David J Winske & Stephen G Michaels. B-Moni Maker Stable. T-George Ducharme. D-Nicholas Graffam.



ANOTHER LEXINGTON GRAD  
Selected Yearling Sale



**PREFERRED EQUINE**

**Yearling Sale Graduate**

**2-Bill Bauer (c, 2, E L Titan--Miss Flaggy Meadow, by Boy Band)** \$15,000, Lifetime Record: 6-0-1-1, \$18,750

O-Paul Kelley Racing Stable. B-East Pond Stable. T-Paul Kelley. D-Drew Monti.

**3-Strongerwithlindy (c, 2, Walner--Strong Legacy, by Muscles Yankee)** \$7,200, \$10,000 2020 LEX-SEL, Lifetime Record: 7-0-2-1, \$25,836

O-Harvey A Eisman & Shari Watchman & Stephen M Smith. B-Lindy Farms Of Conn & Av & Son Bloodstock LLC. T-Dawn Anderson. D-Steve Smith.

▶▶ [Replay](#) ▶▶ Calls: 4T, 3, 2H, 1, NK - Finish Order: With A Warning, Chamorro, Bangin In The Hall, Threethreetree

**7, PRc, \$60,000, Pace,** MASSACHUSETTS SIRE STAKE 2 YEAR OLD COLTS AND GELDINGS, 26.3, 55.3, 1:24.4, 1:55.2, SY

**1-Takechargebluechip (g, 2, Roll With Joe--Caroline Hanover, by Yankee Cruiser)** \$30,000, \$35,000 2020 SHS-HBG, Lifetime Record: 9-1-0-1, \$36,669

O-Blue Chip Bloodstock Inc & Jfe Enterprise LLC & Donald E Robinson. B-Blue Chip Bloodstock Inc. T-Melissa Beckwith. D-Bruce Ranger.

**2-Use Yah Blinkah (g, 2, Western Maverick--Caila Fra, by Artsplace)** \$15,000, Lifetime Record: 7-1-2-4, \$36,845

O-David Thibault & Paul A Vacca & Edward G Nowak Jr & James E Hardy. B-David Thibault & Paul A Vacca & Edward G Nowak Jr & James E Hardy. T-Jolene Andrews. D-James Hardy.

**3-Striking Impact (g, 2, Always B Miki--Aunt Caroline, by Somebeachsomewhere)** \$7,200, \$50,000 2020 LEX-SEL, Lifetime Record: 4-0-1-1, \$23,160

O-Fox Racing Inc. B-Lindy Farms Of Conn. T-Jimmy Nickerson. D-Drew Monti.

▶▶ [Replay](#) ▶▶ Calls: 1Q, 1Q, 3, 2, 1Q - Finish Order: Ugotaearnystripes, Galactic Storm, Treacherous Tom

**8, PRc, \$17,500, Pace,** 6 YEAR OLDS AND UNDER HORSES AND GELDINGS NON WINNERS 4 EXTENDED PARI MUTUEL RACES LIFETIME AE: NON WINNERS 6 EXTENDED PARI MUTUEL RACES LIFETIME ELIGIBLE TO BE CLAIMED FOR \$15,000 WITH ALLOWANCES MASS BRED, 100% MA OWNED, NW L/5 STS ALLOWED 1 WIN, 27.0, 55.2, 1:23.0, 1:52.0, SY

**1-King Spencer (g, 4, Sweet Lou--Elizabeth Spencer, by Western Ideal)** \$8,750, \$22,000 2018 LEX-SEL, Lifetime Record: 28-5-3-5, \$41,598

O-Linwood M Higgins. B-Christina Takter & John D Fielding, CA. T-James Dunn. D-Shawn Thayer.

ANOTHER LEXINGTON GRAD  
Selected Yearling Sale

**2-Miki U So Fine (g, 3, Always B Miki--Sea Cruise Hanover, by Dragon Again)** \$4,375, \$22,000 2019 SHS-HBG, Lifetime Record: 33-3-7-7, \$53,375

O-Domenic N Longobardi. B-John E Lengacher. T-Nancy Longobardi. D-Bruce Ranger.

**3-Acup O Joe Hanover (g, 3, Roll With Joe--A Royal Hanover, by Somebeachsomewhere)** \$2,100, \$22,000 2019 GOSHEN, Lifetime Record: 24-3-3-3, \$32,414

O-Elizabeth & Dyce Spalluto. B-Hanover Shoe Farms Inc. T-Alicia Gray. D-Shawn T Gray.

▶▶ [Replay](#) ▶▶ Calls: Q, 1Q, 2, 3, 6T - Finish Order: Pacer Racer, Leave And Roll, Pembroke Pirate, The Knights Shadow, Great Pop Up, Tim McMiki

**9, PRc, \$20,000, Pace,** 6 YEAR OLDS AND UNDER NON WINNERS 6 EXTENDED PARI MUTUEL RACES LIFETIME AE: NON WINNERS 9 EXTENDED PARI MUTUEL RACES LIFETIME ELIGIBLE TO BE CLAIMED FOR \$20,000 WITH ALLOWANCES MASSACHUSETTS BRED OR 100% MA OWNED ALLOWED 1 WIN, 27.2, 56.2, 1:24.0, 1:53.2, SY

**1-Hoosier Shark (g, 3, Tellitlikeitis--Moonlit Shark, by Four Starzzz Shark)** \$10,000, Lifetime Record: 30-9-7-6, \$69,976

O-Burke Racing Stable LLC & Weaver Brussemi LLC & Scott A Dillon. B-Brett Boyd Racing Inc. T-Joseph Nelson. D-Kevin Switzer Jr.

**2-Finnbar (g, 4, Real Desire--Unbeachable, by Jenna's Beach Boy)** \$5,000, Lifetime Record: 54-8-9-9, \$176,045

O-Nancy J Longobardi. B-Stephen K O'Toole. T-Nancy Longobardi. D-Jay Randall.

**3-Star Island (g, 4, Straight Shooting--Star Palace, by Bettor's Delight)** \$2,400, Lifetime Record: 50-6-7-6, \$88,715

O-John Di Antonio Jr. B-John E Barnard. T-Irwin Rosenthal. D-W. Drew Campbell.

▶▶ [Replay](#) ▶▶ Calls: 1Q, 1Q, Q, Q, Q - Finish Order: Whata Foolbelieves, Oregon Trail, Marcus Seelster, Boogy Woogy J, Touch Of Character, Bettor In Cash

You  
Tube

**Harness Racing Update on YouTube**

/HARNESSRACINGUPDATE

You  
Tube

## RACE RESULTS - MONDAY (CONTINUED)

**10, PRc, \$25,000, Pace**, FILLIES AND MARES OPEN POST POSITION 1 ASSIGNED, 27.1, 55.1, 1:23.2, 1:52.4, SY

**1-Therewasthisgirl (f, 3, So Surreal--The Company Store, by Ameripan Gigolo)** \$12,500, Lifetime Record: 18-7-2-4, \$83,015

O-George Ducharme Stable LLC & Heather Marshall. B-Crawford Farms LLC. T-George Ducharme. D-Nicholas Graffam.



ANOTHER SUCCESS STORY FROM CRAWFORD FARMS!

**2-Thats Incredible** (m, 5, Bettor's Delight--Somethin'incredible, by Ponder) \$6,250, Lifetime Record: 95-14-20-13, \$258,394

O-Joseph A Trice. B-Robert McIntosh Stables Inc, CA & C S X Stables & Dave A Boyle, CA. T-Jimmy Nickerson. D-Drew Monti.

**3-Sarah's Lilly** (m, 5, He's Gorgeous--Lilly Langtree, by Life Sign) \$3,000, Lifetime Record: 83-20-14-18, \$118,034

O-Mo Coe Inc. B-Irwin Kaplan. T-Benson Merrill. D-Jay Randall.

►► [Replay](#) ►► Calls: H, 1Q, 1Q, 1H, H - Finish Order: Team Kiwi N, Surreal Syrah, Firstup, Heavens Challenge

## SARATOGA HARNESS *report*

**Monday's Results:**

**6, Stga, \$15,000, Trot**, Winners Over / Open Handicap W/O - Posts 1-4 Open - Posts 5-8, 27.2, 56.2, 1:26.0, 1:56.1, SY

**1-Squee Hanover (g, 5, Crazyed--Sugar N Lindy, by Lindy Lane)** \$7,500, \$9,000 2017 GOSHEN, Lifetime Record: 76-18-8-6, \$123,414

O-Exceed Stables LLC. B-Hanover Shoe Farms Inc. T-Andy Gardner. D-Billy Dobson.



ANOTHER DIAMOND CREEK-BRED WINNER!



**2-Bridge Works** (g, 5, Dejarmbro--Bridge To Nowhere, by Angus Hall) \$3,750, \$53,000 2017 OH-SEL, Lifetime Record: 86-19-19-10, \$172,075

O-Stephen J Picarazzi & Scott Petillo & Darreyl W Bullard & Brett D Derue. B-Michael Bennett & Randy J Wilt. T-Brett Derue. D-Jim Devaux.

**3-Mister Muscle** (g, 7, Muscle Mass--Oaklea Rae, by Angus Hall) \$1,800, Lifetime Record: 133-31-20-11, \$348,244

O-Mark D Beckwith. B-Mark G Etsell, CA & Robert C Newton, CA & Chuan Chin Tan, CA. T-Melissa Beckwith. D-Brett Beckwith.

►► [Replay](#) ►► Calls: 1, Q, 1Q, 1Q, 1T - Finish Order: Oh So Pine, Gigfy, Xcuseme, Justice Jet, Cash Me Out

## THE DOWNS AT MOHEGAN SUN POCONO *report*

**Monday's Results:**

**10, PcD, \$21,500, Pace**, Mares NW \$24,000 in Last 4 Starts or \$3,000 Per Start in 10 or more starts in 2021 AE: NW 11 Ext. PM Races or \$150,000 Lifetime, 27.0, 55.2, 1:23.1, 1:51.2, SY

**1-Crazy Cute (m, 5, Art Major--Crazy Luv Bug, by American Ideal)** \$10,750, \$47,000 2017 SHS-HBG, Lifetime Record: 68-18-13-12, \$262,665

O-Gilberto Garcia-Herrera & Barbara D Arnstine. B-Robert L Newman. T-Gilbert Garcia-Herrera. D-Anthony Napolitano.

**2-Shes Pukka N** (m, 6, Betterthancheddar--Pukpuk Princess, by Grinfromeartoear) \$5,375, Lifetime Record: 72-21-18-12, \$322,098

O-Peter Paul Venturini. B-T J Armstrong, NZ. T-Brian Malone. D-Simon Allard.

**3-April Ava** (m, 5, Delmarvalous--Jenava, by Art Official) \$2,580, \$2,000 2017 BHS, Lifetime Record: 67-20-18-14, \$206,612

O-Burke Racing Stable LLC & Weaver Brussemi LLC. B-Michael C Gillock. T-Ron Burke. D-Matt Kakaley.

►► [Replay](#) ►► Calls: 1, 2H, 1Q, 2, 2Q - Finish Order: Surreal Feeling, Natasha, Bye Bye Felicia, Major Occasion A, Sunny Dee

## WOODBINE MOHAWK PARK *report*

**Monday's Results:**

**1, Wbs, \$20,000, Trot**, NW \$12,000 LAST 5 STARTS OR NW \$24,000 LAST 10 STARTS. AE: OPT. CLM. \$35,000. AE: NW 5 RACES LIFETIME, 27.2, 57, 1:27, 1:54.3

**1-Dream Nation (br,g,5 - Archangel-Mississippi Dream-Dream Vacation)** \$10,000, Lifetime Record: 54-13-7-8, \$410,993

O-Les Ecuries Dorleans Inc, Julie-Ecurie CSL, Gestion Levesque 2005inc, Marc Camirand B-Winbak Farm T-Jacques Dupont D-Scott Young



Another WINBAK FARM Winner!



ARCHANGEL Winner!



# RACE RESULTS - MONDAY (CONTINUED)

**2-Gp Dreamin** (b,m,4 - Cornaro Dasolo-Fiorentina-Angus Hall)

O-Estate Of Carolyn Polillo B-Guy Polillo T-Jared Bothwell D-Jody Jamieson

**3-Memo** (b,h,5 - Trixton-Easy Agenda-Cantab Hall)

O-Bradley Grant B-Brittany Farms Llc T-Richard Moreau D-Douglas Mcnair

►► [Replay](#) ►►

**2, Wbs, \$99,800, Trot, ONTARIO SIREs STAKES - GOLD - 2 YEAR OLD FILLIES.** STARTING FEE \$800 CDN \$650 U.S, 28.1, 58.1, 1:27.4, 1:57

**1-Dabra Day (b,f,2 - Kadabra-Day Lily-Andover Hall)** \$49,900, Lifetime Record: 9-4-2-0, \$176,520

O-W J Donovan, Purnel And Libby LLC B-Little E Llc T-Meg Crone D-Louis-Philippe Roy



Another winner bred by **Allerage Farms**



**Preferred Equine** YEARLING SALE GRADUATE

**2-Resolving** (b,f,2 - Resolve-Sunshinenlollipops-Garland Lobell)

O-Yolanda Fellows, Blair Corbeil, Edward Wilson B-Tara Hills Stud Ltd T-Robert Don Fellows D-Trevor Henry

**3-Lilys Lass** (b,f,2 - Angus Hall-Priceless Lass-Cantab Hall)

O-Patrick Hunt, Goldfinger Stables B-Glengate Farms T-Patrick Hunt D-Phillippe Hudon

►► [Replay](#) ►►

**4, Wbs, \$16,000, Trot, NW \$8,500 LAST 5 STARTS OR NW \$17,500 LAST 10 STARTS.** AE: OPT. CLM. \$25,000, 27.1, 57.2, 1:26, 1:54

**1-Timestorm (br,g,4 - Stormin Normand-Tymal Sonata-Majestic Son)** \$8,000, Lifetime Record: 52-25-7-1, \$135,756

O-David Jarvis, Aaron Waxman B-Christopher Beaver T-Carmen Auciello D-Trevor Henry

**2-Hp Royal Theo** (b,g,4 - Royalty For Life-Mikas Mazurka-Sjs Caviar)

O-Claude Hamel, Michel Damphousse B-Claude Hamel T-Benoit Baillargeon D-James Macdonald

**3-Mister Of All** (b,g,6 - Winning Mister-Fairest Of All-Lindy Lane)

O-Jennifer Miller B-American Winner inc T-Phillippe Hudon D-Phillippe Hudon

►► [Replay](#) ►►

**5, Wbs, \$16,000, Pace, 4 YEAR OLDS & YOUNGER, NW 2 RACES OR \$15,000 LIFETIME, 28.1, 57.3, 1:27, 1:54.2**

**1-Colonel Bayama (b,c,3 - Sunshine Beach-Clodam Bayama-Bettors Delight)** \$8,000, Lifetime Record: 15-2-4-1, \$27,454

O-Bayama Farms Inc, Jacques Damours B-Bayama Farms Inc T-Jean Tourigny D-Sylvain Filion

**2-Spicey P** (br,g,3 - Up The Credit-Sydney Seelster-Carluck)

O-Jessica Breese Karn, Desmond Scott, Gary Lyons, Stephen Byers B-Sydney Weaver T-Chris Matthews D-Douglas Mcnair

**3-Nytro J** (blk,g,3 - Big Jim-Jamirotoy-Keystone Raider)

O-Frank Tomcala, Taylor Equine Racing LLC B-Frank Tomcala T-Jack Moiseyev D-Chris Christoforou

►► [Replay](#) ►►

**6, Wbs, \$100,600, Trot, ONTARIO SIREs STAKES - GOLD - 2 YEAR OLD FILLIES.** STARTING FEE \$800 CDN \$650 U.S, 28, 57.2, 1:26.3, 1:54.2

**1-Adare Castle (b,f,2 - Muscle Mass-Pacific Edge-Andover Hall)** \$50,300, Lifetime Record: 8-6-2-0, \$373,537

O-Mark Etsell, Robert Newton, Graham Hopkins, Peter Porter B-Edward Lohmeyer T-Mark Etsell D-James Macdonald



Another **MUSCLE MASS** Winner!



**Preferred Equine** YEARLING SALE GRADUATE

**2-Mischevious Rose** (br,f,2 - Muscle Mass-Vegas Virgin-Donato Hanover)

O-Determination B-Hayley & James Moore T-Luc Blais D-Bob Mcclue

**3-Grace** (b,f,2 - Merchandiser-Ms Medusa-Andover Hall)

O-Thestable Grace Group B-Gregory Peck, Christy Markos T-Jason McGinnis D-Mario Baillargeon

►► [Replay](#) ►►

**8, Wbs, \$155,600, Trot, ONTARIO SIREs STAKES - GOLD - 3 YEAR OLD COLTS & GELDINGS.** STARTING FEE \$800 CDN \$650 U.S, 28, 58, 1:26.4, 1:53.2

**1-Logan Park (blk,g,3 - Archangel-Rite Outa The Park-Muscle Mass)** \$77,800, Lifetime Record: 23-7-1-4, \$420,372

O-Outofthepark Stable, Reg Higgs, Arpad Szabo B-Reg & Donna Higgs T-Robert Don Fellows D-James Macdonald



**ARCHANGEL Winner!**



## RACE RESULTS - MONDAY (CONTINUED)

**2-Fashion Frenzie** (br,g,3 - Archangel-Striking Fashion-Striking Sahbra)

O-Ecurie Francis Richard Inc, Mario Bourgea, Pierre Guillemette, Sylvain Richard B-John Petrik T-Richard Moreau D-Louis-Philippe Roy

**3-Lexus Kody** (br,g,3 - Archangel-Lexus Helios-Ken Warkentin)

O-Trevor Henry, Norm Dunstan, Dave Hudson B-Norm Dunstan T-Shannon Henry D-Trevor Henry

►► [Replay](#) ►►

**9, Wbs, \$26,000, Trot**, NW \$24,000 LAST 5 STARTS OR NW \$28,000 LAST 10 STARTS. AE: NW \$120,000 LIFETIME. AE: OPT. CLM. \$50,000, 27, 57, 1:25.2, 1:53

**1-Grandma Heidi** (b,m,5 - **Muscle Mass-Six Figure Dreams-Kadabra**) \$13,000, Lifetime Recorded: 70-16-17-11, \$295,470

O-Bradley Grant B-Mystical Marker Farms Llc T-Richard Moreau D-Douglas Mcnair



**2-Mikey Mass** (b,g,4 - Muscle Mass-Featured Image-Balanced Image)

O-Nick & Vince Gallucci, Frank Cirillo, Bruno Didiomede B-Denise Ball T-Nick Gallucci D-Chris Christoforou

**3-Cool Muscle** (b,g,7 - Muscle Mass-Canada Cool-Angus Hall)

O-Edward & Jessica Hayter B-Simeon Sherk T-Jessica Hayter D-Paul Macdonell

►► [Replay](#) ►►

**10, Wbs, \$18,000, Pace**, CLAIMING HANDICAP \$22,000 TO \$30,000. ALLOWANCES FOR AGE & SEX. ENTER IN MULTIPLES OF \$1,000, 27.2, 56.3, 1:25.4, 1:53.3

**1-State Of Play** (b,g,6 - **Shadow Play-Rocker Mom-Rocknroll Hanover**) \$9,000, Lifetime Record: 126-17-8-16-18, \$164,669

O-Brenda Derible, William Brown B-R G Mcgroup T-Harry Poulton D-Sylvain Filion

**2-Jewels Dragon** (br,g,5 - Custard The Dragon-Whitesand Jewel-Artiscape)

O-Paul Sanders B-Seaspray Stables Ltd T-Jodie Cullen D-Travis Cullen

**3-Lovemyrockinbird** (b,g,4 - Mystery Chase-Kill A Rockinbird-Rocknroll Hanover)

O-Joe Tinelli B-James Rhodes T-Gabriella Sasso D-Bob McClure

►► [Replay](#) ►►

## YONKERS RACEWAY *report*

### Monday's Results:

**1, YR, \$16,000, Pace**, NW \$7,500 IN LAST 5 STARTS. WINNER OF BASE CLASS "NW\$7,500 LAST 5" IN LAST START NE. AE. WINNER IN LAST START OF BASE CLASS "NW\$5,000 L5", 28.2, 58.4, 1:26.1, 1:54.1, SY

**1-Moneyman Hill** (g, 4, **Somebeachsomewhere--Beyonce Blue Chip, by Art Major**) \$8,000, Lifetime Record: 44-10-3-8, \$236,540

O-Fox Racing Inc & Darius P Oshidar. B-Tom Hill, UK. T-Nicholas Devita. D-Austin Siegelman.

**2-War Dan Delight N** (g, 6, Bettor's Delight--Miss Elsie, by Elsu) \$4,000, Lifetime Record: 64-10-15-10, \$128,953

O-Harmon Racing Stable LLC & Eldo R Leonelli. B-Brosnan Standardbreds, NZ. T-Eldo Leonelli. D-Jim Marohn Jr.

**3-Decision Day** (g, 6, Rock N Roll Heaven--Chief Karen, by Camluck) \$1,920, \$35,000 2016 SHS-HBG, Lifetime Record: 147-24-20-25, \$339,473

O-Shirley A Le Vin. B-Curran Racing LLC & Adam T Michael. T-Bruce Saunders. D-Pat Lachance.

►► [Replay](#) ►► Calls: 1H, 1H, H, HD, 2H - Finish Order: Waterway, Orillia Joe, Runrunjimydunn N, Avatar J, Capozzo

**2, YR, \$42,000, Pace**, CLAIMING ALLOWANCE \$100,000. 3 YO 50%, 4 YO 25%, F&M 20%, 27.1, 56.3, 1:24.2, 1:52.2, SY

**1-Weona Sizzler A** (g, 8, Bettor's Delight--Weona Badgirl, by Badlands Hanover) \$21,000, Lifetime Record: 95-25-9-12, \$332,060

O-Mark S Ford. B-M B Sandblom, AS. T-Jeffrey Gillis. D-Jordan Stratton.

**2-Joesstar Of Mia A** (g, 8, Roll With Joe--Star Of Mia, by Jenna's Beach Boy) \$10,500, Lifetime Record: 114-31-19-18, \$346,603

O-Joseph Klaus. B-J J Starr, AS. T-Gareth Dowse. D-Jason Bartlett.

**3-Pat Stanley N** (g, 7, Western Ideal--Jaz Tanner, by Artiscape) \$5,040, Lifetime Record: 77-21-13-11, \$234,111

O-Bukers Stable. B-M J McGuire, NZ. T-Jose Godinez. D-Tyler Buter.

►► [Replay](#) ►► Calls: 2, 3Q, 1H, 1H, HD - Finish Order: Talbotcreekwhiskey, Flying Finn N, Caviart Luca



## Harness Racing Update on Twitter

@HARNESSUPDATE



# RACE RESULTS - MONDAY (CONTINUED)

**3, YR, \$32,000, Pace,** CLAIMING ALLOWANCE \$30,000. 3 YO 50%, 4 YO 25%, F&M 20%, 26.4, 54.3, 1:23.2, 1:52.4, SY

**1-Venier Hanover (g, 6, Well Said--Valmctorian, by McArdle)** \$16,000, \$7,000 2016 GOSHEN, Lifetime Record: 110-34-15-12, \$234,727  
O-Daniel A Chansky. B-Hanover Shoe Farms Inc. T-Cory Stratton. D-Jordan Stratton.

 **ANOTHER WINNER BRED BY HANOVER SHOE FARMS!**

**2-Mariner Seelster (g, 12, Camluck--M T Freedom, by Albert Albert)** \$8,000, \$102,000 2010 FOREST, Lifetime Record: 363-49-53-39, \$701,188  
O-Nicole Dicostanzo. B-Seelster Farms Inc, CA. T-Nicole Dicostanzo. D-Tyler Buter.

**3-Machiavelli (g, 7, Somebeachsomewhere--So Perfect, by Western Ideal)** \$3,840, \$85,000 2015 SHS-HBG, Lifetime Record: 142-23-24-14, \$347,051  
O-Peter A Younger. B-Hanover Shoe Farms Inc. T-Peter Younger. D-Matt Kakaley.

►► [Replay](#) ►► Calls: 7T, 8Q, 1T, 2Q, 2 - Finish Order: Thisjetsabookin, Ginger Tree Pete, Wagon Master, Caviart Stetson, Provocativeprincen

**4, YR, \$32,000, Pace,** CLAIMING ALLOWANCE \$30,000. 3 YO 50%, 4 YO 25%, F&M 20%, 27.1, 56.1, 1:23.4, 1:53.2, SY

**1-Record Year (g, 5, Shadow Play--Streisands Place, by Artsplace)** \$16,000, \$23,000 2017 LEX-SEL, Lifetime Record: 83-19-14-10, \$172,223  
O-Seth Rosenberg Racing LLC. B-Winbak Farm. T-Justin Sodano. D-Jim Marohn Jr.

 **Another WINBAK FARM Winner!** 

*ANOTHER* **LEXINGTON GRAD**  
*Selected Yearling Sale*

**2-Ghost Dance (g, 6, American Ideal--Epoxy Queen, by Camluck)** \$8,000, Lifetime Record: 78-12-10-11, \$241,761  
O-Triple D Stables Inc & Michael G Ferriero. B-Millar Farms, CA. T-Scott Di Domenico. D-George Brennan.

**3-Dark Energy N (g, 9, Bettor's Delight--Hill Of Gold, by In The Pocket)** \$3,840, Lifetime Record: 207-25-22-20, \$205,942  
O-Gilberto Garcia-Herrera. B-D G Moore, NZ. T-Gilbert Garcia-Herrera. D-Daniel Dube.

►► [Replay](#) ►► Calls: 4T, 4H, 3, 1H, H - Finish Order: Late Mail N, Rock The Nite, Hereittiz, Sports Bettor, Rock N Tony

**5, YR, \$34,000, Pace,** CLAIMING ALLOWANCE \$40,000. 3 YO 50%, 4 YO 25%, F&M 20%, 28.2, 58.3, 1:26.0, 1:55.0, GD

**1-Tony Too Tall (g, 5, Big Bad John--Lismaraslady, by Lis Mara)** \$17,000, \$22,000 2017 OH-SEL, Lifetime Record: 70-19-13-8, \$235,401  
O-Team Tritton Inc. B-Daniel H Hale. T-Shane Tritton. D-Jason Bartlett.

**2-Beltane A (g, 7, Bettor's Delight--Lughnasadh, by Artsplace)** \$8,500, Lifetime Record: 102-17-20-19, \$182,296  
O-William A Hartt. B-Pinaroo Park, AS. T-Lance Hudson. D-Daniel Dube.

**3-Real Lucky N (g, 9, Real Desire--Lucky Pocket, by In The Pocket)** \$4,080, Lifetime Record: 159-31-18-17, \$276,823  
O-Mark S Ford. B-C N & W E Radford, NZ & Mrs D E Richardson, NZ. T-Jeffrey Gillis. D-Jordan Stratton.

►► [Replay](#) ►► Calls: 1H, 1H, 1H, 2, NS - Finish Order: Givenupdreaming, Territory, Luck N Roll K, Classic Pro, Gumption

**6, YR, \$36,000, Pace,** CLAIMING ALLOWANCE \$50,000. 3 YO 50%, 4 YO 25%, F&M 20%, 27.3, 57.0, 1:24.4, 1:53.0, GD

**1-American Boy N (g, 10, American Ideal--Alesandra Ambrosio, by Live Or Die)** \$18,000, Lifetime Record: 155-41-29-17, \$575,821  
O-Eric A Prevost. B-Mrs S Herlihy, NZ. T-Nicholas Devita. D-Austin Siegelman.

**2-Topville Olympian (g, 6, American Ideal--Our Sophia, by Art Major)** \$9,000, \$15,000 2016 SHS-HBG, Lifetime Record: 99-15-20-22, \$435,454  
O-Triple D Stables Inc & Jay E Spector & Daniel F Kiwak. B-Ross G Bonafield & Glenn E Bechtel, CA. T-Scott Di Domenico. D-George Brennan.

**3-Dreamfair Charro (g, 5, Bettor's Delight--Dreamfair Eternal, by Camluck)** \$4,320, Lifetime Record: 91-9-11-16, \$125,942  
O-Leona M Morrissey, CA. B-John P Lamers, CA. T-Dan Morrissey. D-Matt Kakaley.

►► [Replay](#) ►► Calls: 1H, 1H, 1H, 1H, H - Finish Order: Highland Tartan, Elwell, Our Corelli N, Ballerat Boomerang, Keystone Phoenix

**7, YR, \$48,000, Pace,** OPEN HANDICAP POST POSITIONS 1-2 DRAWN POST POSITIONS 3-8 ASSIGNED, 28.1, 55.1, 1:22.3, 1:51.3, GD

**1-Nandolo N (g, 7, Betterthancheddar--Midnight In Paris, by Christian Cullen)** \$24,000, Lifetime Record: 61-13-10-8, \$233,850  
O-Team Tritton Inc. B-Mrs C L & P F Smith, NZ. T-Shane Tritton. D-Jason Bartlett.

 **BETTERTHANCHEDDAR Winner!** 

**2-Leonidas A (g, 6, Mach Three--Rogers Joy, by Art Major)** \$12,000, Lifetime Record: 68-33-8-7, \$435,437  
O-Jesmeral Stable. B-Roger Bazley Synd, AS. T-Sheena Cohen. D-Austin Siegelman.

## RACE RESULTS - MONDAY (CONTINUED)

**3-Funatthebeach N** (g, 7, Somebeachsomewhere--Minnie Moose, by Bettor's Delight) \$5,760, Lifetime Record: 79-22-7-12, \$271,699  
O-Mark S Ford. B-Mrs C J & B J Whitelock, NZ. T-Jeffrey Gillis. D-Jordan Stratton.

►► [Replay](#) ►► Calls: 5Q, 4T, 3, 2Q, 1T - Finish Order: Micky Gee N, On The Cards N, Belmont Major N, Jack's Legend N, Stars Align A

**8, YR, \$38,000, Pace**, CLAIMING ALLOWANCE \$75,000. 3 YO 50%, 4 YO 25%, F&M 20%, 26.4, 56.0, 1:23.4, 1:52.3, GD

**1-Sugartown (g, 5, Sportswriter--Sweet Lady Jane, by Somebeachsomewhere)** \$19,000, \$100,000 2017 SHS-HBG, Lifetime Record: 65-15-8-10, \$186,432  
O-Rodney M Long. B-Birnam Wood Farms. T-Chuck Crissman Jr. D-Matt Kakaley.



Another **SPORTSWRITER** Winner!



**Preferred Equine** YEARLING SALE GRADUATE

**2-Robbie Burns N** (g, 10, Live Or Die--Kurahaupocharm, by Christian Cullen) \$9,500, Lifetime Record: 134-29-18-25, \$384,511  
O-P T Stable. B-Old Ridge Services No 4 LTD, NZ. T-Andrew Adamczyk. D-Jordan Stratton.

**3-Tellitsabb** (g, 5, Tellitlikeitis--Move On B B, by Dontgetinmyway) \$4,560, \$15,000 2017 HOOSIER, Lifetime Record: 46-15-8-3, \$154,187  
O-Jeff Fought Racing & Brian K Carsey & Adam Friedland. B-Mervin A Hilty. T-Izzy Estrada. D-Tyler Buter.

►► [Replay](#) ►► Calls: 1H, 1H, T, T, H - Finish Order: Forever Fav, Yacht Seelster, Key Advisor, Uptown Funk, Beach Boogie

**9, YR, \$38,000, Pace**, NW \$30,000 IN LAST 5 STARTS., 26.4, 56.1, 1:24.0, 1:53.2, GD

**1-The Real One (g, 11, Mach Three--Elle Blue Chip, by Bettor's Delight)** \$19,000, Lifetime Record: 252-63-44-41, \$1,434,126  
O-Helene Fillion, CA. B-R Berthiaume Inc, CA. T-Pat Lachance. D-Pat Lachance.

**2-Twin B Tuffenuff** (h, 6, Rock N Roll Heaven--In The Pink, by Dragon Again) \$9,500, \$75,000 2016 SHS-HBG, Lifetime Record: 117-22-27-18, \$525,361  
O-Burke Racing Stable LLC & Weaver Brussemi LLC. B-W J Donovan. T-Ron Burke. D-George Brennan.

**3-Carlisimo** (h, 5, Shadow Play--Putnam Mackenzie, by Grinfromeartoeat) \$4,560, \$13,000 2017 ATL-CL, Lifetime Record: 79-20-15-8, \$241,855  
O-Eric K Good. B-Kent G & Dan Livingston, CA. T-Josh Green. D-Matt Kakaley.

►► [Replay](#) ►► Calls: 7T, 7H, 4, 1T, HD - Finish Order: Artie's Ideal, Lisburn, Springsteen, Kilowatt Kid N, Windsun Ricky

**10, YR, \$42,000, Pace**, PREFERRED HANDICAP POST POSITIONS 1-5 DRAWN POST POSITIONS 6-8 DRAWN, 27.0, 55.3, 1:23.0, 1:51.2, GD

**1-Splash Brother (g, 4, So Surreal--Sugarcoated, by The Panderosa)** \$21,000, \$30,000 2018 GOSHEN, Lifetime Record: 37-11-11-7, \$509,483  
O-Raymond W Schnittker & Nolamaura Racing LLC & Steven Arnold & Tammy Ann Flannery. B-Steve Jones. T-Ray Schnittker. D-Tyler Buter.

**2-Shadow Cat** (g, 6, Somebeachsomewhere--Shady Past, by No Nukes) \$10,500, \$52,000 2016 SHS-HBG, Lifetime Record: 90-19-16-9, \$340,603  
O-Howard A Taylor & David Rovine Stable LLC. B-Hanover Shoe Farms Inc. T-Tom Fanning. D-Austin Siegelman.

**3-The Wild Card** (h, 4, Bettor's Delight--Scarlet's Western, by Western Hanover) \$5,040, \$52,000 2018 SHS-HBG, Lifetime Record: 54-14-10-6, \$172,827  
O-William A Hartt. B-Hanover Shoe Farms Inc. T-Lance Hudson. D-Jordan Stratton.

►► [Replay](#) ►► Calls: 4T, 4H, 1H, HD, 2T - Finish Order: Gray Dragon, Funknwaffles, Covered Bridge, Peace Out Posse, Southwind Ozzi

**11, YR, \$32,000, Pace**, NW \$20,000 IN LAST 5 STARTS. AE. 3,4&5 YO NW 10 P-M RACES LT., 28.0, 56.4, 1:24.3, 1:53.3, GD

**1-Kerford Road A (g, 7, Somebeachsomewhere--Just Delight, by Bettor's Delight)** \$16,000, Lifetime Record: 93-25-16-9, \$219,561  
O-Harmon Racing Stable LLC & Winners Circle Racing LLC & John A Campagnuolo. B-N Mackenzie, AS. T-Rob Harmon. D-Tyler Buter.

**2-Hickfromfrenchlick** (h, 5, So Surreal--My Girl's A Star, by Art Major) \$8,000, \$47,000 2017 GOSHEN, Lifetime Record: 36-18-6-3, \$688,877  
O-Raymond W Schnittker & Nolamaura Racing LLC & Thomas C Sparatorico. B-Steve Jones. T-Ray Schnittker. D-Matt Kakaley.

**3-Redbank Blaze A** (g, 8, Rocknroll Hanover--African Dancer, by Safely Kept) \$3,840, Lifetime Record: 164-27-24-14, \$313,370  
O-Godinez Racing Stable LLC. B-Redbank Lodge Standardbreds, AS. T-Jose Godinez. D-Jordan Stratton.

►► [Replay](#) ►► Calls: 3, 3, 2, HD, NS - Finish Order: So Many Roads, Ostro Hanover, Just Plain Loco, Boiling Oar, Patrikthepiranha A

You  
Tube

# Harness Racing Update on YouTube

## / HARNESSRACINGUPDATE

You  
Tube

# RACE RESULTS - TUESDAY

## FRYEBURG report

### Tuesday's Early Results:

**1, Frybg, \$15,340, Pace,** MAINE STANDARD BRED BREEDERS STAKES TWO-YEAR-OLD COLTS & GELDINGS - TO BE RACED AFTER RACE 2 -, 30.4, 1:02.1, 1:32.2, 2:01.2, FT

**1-Deal With It Roman (g, 2, Western Maverick--Deal With Life, by Cam's Card Shark)** \$7,670, Lifetime Record: 8-5-1-1, \$38,449

O-Marc Raymond Tardif. B-Marc Raymond Tardif. T-Marc Tardif. D-Kevin Switzer Jr.

**2-Daughtry (g, 2, Western Maverick--Unknown Artist, by Artistic Fella)** \$3,835, Lifetime Record: 8-0-4-1, \$16,198

O-Ronald L Cushing. B-Kevin R Sywyk. T-Heidi Gibbs. D-Ron Cushing.

**3-Cbf Squirt Gun (g, 2, Deuce Seelster--Power Ballad, by Artiscap)** \$2,301, Lifetime Record: 6-0-2-1, \$11,272

O-Glenn Harris. B-Glenn Harris & Ralph H Andersen. T-David Crochere. D-Gary Mosher.

*Replay Unavailable* - Calls: 1H, 1, 2T, 1, 2T - Finish Order: Stormin Maverick

### Tuesday's Late Results:

**1, Frybg, \$15,515, Pace,** MAINE STANDARD BRED BREEDERS STAKES TWO-YEAR-OLD COLTS & GELDINGS, 29.3, 1:00.1, 1:31.1, 1:59.4, FT

**1-Storm Artist (g, 2, Gaelic Thunder--Artnsassy, by Art Official)** \$7,757, Lifetime Record: 8-2-1-4, \$24,523

O-Marc Raymond Tardif. B-Gary M Bryant. T-Marc Tardif. D-Andrew Harrington.

**2-Bandolito Blaze (c, 2, Western Maverick--Paxxie, by Six Of Diamonds)** \$3,878, Lifetime Record: 8-2-4-1, \$27,349

O-Valerie M Grondin & Rhoda M Underhill. B-Valerie M Grondin. T-Valerie Grondin. D-Heath Campbell.

**3-Ranaldi (g, 2, Western Maverick--Fire Can Fly, by Real Artist)** \$1,861, Lifetime Record: 8-1-1-2, \$15,057

O-Ronald L Cushing. B-Ronald L Cushing. T-Heidi Gibbs. D-Ron Cushing.

*Replay Unavailable* - Calls: 2, 1, 1Q, 1Q, 3 - Finish Order: Pa's Black Magic, Salmon Bucky

## HARRINGTON RACEWAY report

### Tuesday's Results:

**5, Har, \$100,000, Pace,** DELAWARE STANDARD BRED BREEDERS FUND FINAL 2 YEAR OLD FILLIES, 28.1, 57.1, 1:26.3, 1:55.2, FT

**1-Shabby Chic (f, 2, Badlands Hanover--Stylish Artist, by Artsplace)** \$50,000, Lifetime Record: 5-5-0-0, \$79,000

O-Let It Ride Stables Inc. B-Let It Ride Stables Inc. T-Michael Hall. D-Tim Tetrack.

**2-Bank The Win (f, 2, Roddy's Bags Again--Winbak Patty, by Shotgun Scott)** \$25,000, Lifetime Record: 4-1-3-0, \$42,550

O-Bryan J Truitt & Bryan J Truitt Jr & Victor Kirby. B-Winbak Farm. T-Bryan Truitt. D-Victor Kirby.

**3-Gaitway Gal (f, 2, Delmarvalous--Brussels Hanover, by Bettor's Delight)** \$12,000, Lifetime Record: 6-4-0-2, \$44,354

O-Gty Stable. B-Gty Stable. T-Jeffrey Smith. D-Pat Berry.

►► *Replay* ►► Calls: 2, 2, 1, 2, 3 - Finish Order: Hearty Dragon, Cowgirl Coffee, Ky-ky, Rj's Angel, Mistatude

**6, Har, \$17,000, Pace,** Delaware Harness Racing Commission F & M NW \$20,001 (DOB \$24,001) LAST STARTS AE: F & M NW \$12,501 LAST 5 STARTS DRAW INSIDE, 28.1, 57.2, 1:26.0, 1:54.1, FT

**1-Intheskyrocket A (m, 5, American Ideal--Sienna, by Western Terror)** \$8,500, Lifetime Record: 36-12-3-5, \$70,969

O-Michael Casalino Jr & Dylan P Davis. B-Tarsao Investments Pty LTD, AS. T-Dylan Davis. D-Tim Tetrack.

**2-Western Secret A (m, 6, Western Terror--Lifes Secret, by Life Sign)** \$5,950, Lifetime Record: 81-14-13-16, \$143,851

O-Michael C Cole. B-T L White, AS. T-Joseph Columbo. D-Mike Cole.

**3-Precious Alexis (m, 4, Art Major--Put On A Display, by Somebeachsomewhere)** \$2,040, \$5,000 2018 LEX-SEL, Lifetime Record: 45-11-8-7, \$149,164

O-Zippett Racing Stable. B-Melvin P Segal. T-Edwin Gannon Jr. D-Pat Berry.

►► *Replay* ►► Calls: 4H, 4T, 2H, NS, NK - Finish Order: My Kiwi Lady N, Shesarocker, Sassa's Sister, Twin B Betty

**8, Har, \$15,000, Pace,** DELAWARE STANDARD BRED BREEDERS FUND CONSOLATION 2 YEAR OLD FILLIES, 27.4, 57.3, 1:27.3, 1:57.4, FT

**1-Smokey's Passion (f, 2, Roddy's Bags Again--Ash Larue, by Artiscap)** \$7,500, Lifetime Record: 4-1-1-0, \$11,712

O-Jeffery B Clark. B-Jeffery B & David M Clark & Vernon M Cannon. T-Eric Davis. D-Eric Davis.



## RACE RESULTS - TUESDAY (CONTINUED)

**2-Tahoe** (f, 2, Badlands Hanover--Veronica Lake, by Supergill) \$3,750, Lifetime Record: 5-1-1-2, \$10,800

O-Let It Ride Stables Inc. B-Docs Farm Inc. T-Michael Hall. D-Tim Tetrick.

**3-Donna's The Best** (f, 2, Badlands Hanover--Treasure Valley, by Roddy's Bags Again) \$1,800, \$17,000 2020 SHS-HBGM, Lifetime Record: 4-0-0-1, \$5,816

O-Jo Ann Looney-King. B-Henry J Faragalli III & Trevor P Johnson & Joe M Thomson. T-Jim King Jr. D-Victor Kirby.

►► [Replay](#) ►► Calls: 2, 1H, 3, 5, 5H - Finish Order: Clean Up Hitter, Celia, Prime Power, Bluffs Crush, Lazy Paigie

## SARATOGA HARNESS *report*

### Tuesday's Results:

**6, Stga, \$16,000, Pace**, Fillies and Mares - Winners Over / Open Handicap W/O - Posts 1-5 & 9 Open - Posts 6-8, M, 27.4, 56.4, 1:25.1, 1:53.2, GD

**1-Rckaroundtheclock N (m, 5, A Rocknroll Dance--Spred It Around, by Sokys Atom)** \$8,000, Lifetime Record: 22-16-1-2, \$89,469

O-Scheigert Racing Stbl LLC. B-Nevele R Stud, NZ. T-Amanda Kelley. D-Shawn T Gray.

**2-Bontz N (m, 10, American Ideal--Blue Delight, by Bettor's Delight)** \$4,000, Lifetime Record: 142-29-19-33, \$285,978

O-April C Aldrich. B-J B & J J Geddes, NZ. T-Gary Levine. D-Mike Simons.

**3-All Speed Rising (m, 6, All Speed Hanover--Joy Rising, by Dragon Again)** \$1,920, \$7,500 2016 HOOSIER, Lifetime Record: 133-16-26-21, \$148,664

O-George C Tackley & Wendy S Storrier. B-Victory Hill Farm Inc. T-Andy Gardner. D-Jim Devaux.

►► [Replay](#) ►► Calls: 1H, 1H, 1H, 1H, 1H - Finish Order: Always Mindy, Miss Irish Rose A, Onspeed N, Birch Island Betty, Mc Kella, La Always Amartini

## THE DOWNS AT MOHEGAN SUN POCONO *report*

### Tuesday's Results:

**2, PcD, \$15,000, Trot**, 5 Yr. Olds & Younger NW 4 Ext. PM Races or \$50,000 Lifetime PA Preferred, 28.2, 57.4, 1:26.3, 1:55.1, GD

**1-One After Nine (g, 3, Andover Hall--Oasis Dream, by Cantab Hall)** \$9,000, \$7,000 2019 LEX-SEL, Lifetime Record: 23-6-4-1, \$42,456

O-Howard J & Joshua L Kaufman. B-Fredericka V Caldwell & Bluestone Farms LLC. T-Laura Angle. D-Tyler Buter.

### ANOTHER LEXINGTON GRAD *Selected Yearling Sale*

**2-Castyourcrown (g, 3, Dontyouforgetit--Future Cast, by Current Cast)** \$3,750, \$9,000 2019 Buck-CL, Lifetime Record: 16-2-8-4, \$38,400

O-Blake R Daniels. B-Nathan W Miller. T-Michael Deruntz. D-Matt Kakaley.

**3-Practical Cat (g, 5, Muscle Hill--Powell Blue Chip, by Andover Hall)** \$1,800, \$230,000 2017 LEX-SEL, Lifetime Record: 16-4-2-2, \$39,910

O-Santo R Zuzolo. B-Bluestone Farms LLC & Fredericka V Caldwell. T-James Quinn. D-Fern Paquet Jr.

►► [Replay](#) ►► Calls: 3Q, 3T, 1, H, 1Q - Finish Order: Quickest Hanover, Spree, Danzon Hanover, Grosseto As, Kiss An Angel, Etra De Vie

**3, PcD, \$15,000, Pace**, 5 Yr. Olds & Younger Colts, Stallions & Geldings NW 4 Ext. PM Races or \$53,000 Lifetime PA Preferred, 27.1, 56.1, 1:24.0, 1:51.2, GD

**1-Toronto (g, 3, Always B Miki--See You At Peelers, by Bettor's Delight)** \$7,500, \$100,000 2019 LEX-SEL, Lifetime Record: 19-4-2-7, \$82,611

O-Royal Wire Products Inc. B-Diamond Creek Farm LLC. T-Robert Cleary. D-Tyler Buter.

### Diamond Creek Farm ANOTHER DIAMOND CREEK-BRED WINNER!

**2-Number One Hit (g, 3, Somebeachsomewhere--Music Row, by Western Ideal)** \$3,750, \$100,000 2019 SHS-HBG, Lifetime Record: 9-4-2-0, \$26,911

O-Frederick W Hertrich III & Alvin R Storey, CA & Frank Chiaravallotti, CA & Pencourt Racing, CA. B-Frederick W Hertrich III. T-Ron Coyne Jr. D-Matt Kakaley.

**3-Bullville Jonathan (g, 3, Roll With Joe--Bullville Gabettie, by Matt's Scooter)** \$1,800, Lifetime Record: 26-6-6-2, \$41,438

O-Crevani Farms. B-Crevani Farms. T-Stephen Crevani. D-Geo. Napolitano Jr.

►► [Replay](#) ►► Calls: 1Q, 1Q, 1Q, 1, NK - Finish Order: Beach Town Boy, Notyourtypicalman, Boltman, Make Some Waves, White Belly, Never Easy Z Tam

**10, PcD, \$17,000, Pace**, 5 Yr. Olds & Younger Winners of 4 but not more than 8 Ext. PM Races Lifetime AE: NW \$85,000 Lifetime PA Preferred, 26.4, 54.2, 1:22.0, 1:50.0, FT

**1-Red Power (g, 5, Tellitlikeitis--Power Of Presence, by The Panderosa)** \$8,500, \$11,000 2017 HOOSIER, Lifetime Record: 28-9-8-3, \$100,745

O-Peter Paul Venturini. B-Victory Hill Farm Inc. T-Brian Malone. D-Geo. Napolitano Jr.

**2-Actor Hanover (g, 5, Captaintreacherous--Always True, by Western Hanover)** \$4,250, \$55,000 2017 SHS-HBG, Lifetime Record: 84-7-18-14, \$173,092

O-Kevin W Wallis. B-Hanover Shoe Farms Inc. T-Kevin Wallis. D-Kevin Wallis.

### ANOTHER LEXINGTON GRAD *Selected Yearling Sale*

## RACE RESULTS - TUESDAY (CONTINUED)

**3-Bipbopnallie** (g, 4, Artspeak--Lauren's San, by The Panderosa) \$2,040, \$14,000 2018 SHS-HBG, Lifetime Record: 59-15-8-9, \$110,040  
O-Leblanc Racing Inc & Count De Money Stable & William P Lutz Jr. B-Colby D Hubble. T-Steve Le Blanc. D-Matt Kakaley.

►► [Replay](#) ►► Calls: 1T, H, 1H, 1H, H - Finish Order: Tell Them Lou, Double Metal, Trevor's Ace, Diamond Head

**11, PcD, \$17,000, Pace**, 5 Yr. Olds & Younger Fillies & Mares Winners of 4 but not more than 7 Ext. PM Races Lifetime AE: NW \$85,000 Lifetime PA Preferred, 27.0, 55.3, 1:23.2, 1:51.2, FT

**1-Chuppah On (m, 4, Art Major--Bell On Wheels, by Western Hanover)** \$8,500, Lifetime Record: 55-16-4-4, \$90,146  
O-Samuel A Landy. B-Samuel A Landy. T-Harry Landy. D-Tyler Buter.

**2-In Lou Of Money** (f, 3, Sweet Lou--Notreadytobenice, by Western Ideal) \$4,250, \$75,000 2019 LEX-SEL, Lifetime Record: 22-4-3-4, \$63,888  
O-Royal Wire Products Inc. B-Schare D Adams & Howard M Ouriel. T-Robert Cleary. D-Marcus Miller.

**3-Mackie Hanover** (f, 3, Captaintreacherous--Miss Kitty Hanover, by Western Hanover) \$2,040, \$45,000 2019 SHS-HBG, Lifetime Record: 24-6-5-5, \$163,931  
O-Howard A Taylor & Falcon Racing LLC. B-Hanover Shoe Farms Inc. T-Tom Fanning. D-Matt Kakaley.

►► [Replay](#) ►► Calls: 6, 5, 2T, 2Q, NK - Finish Order: Blonde Onthe Beach, Alleyesonme As, Sure R Lookin Good, Mach Of Shame, Avaya Hanover, Bnb

**12, PcD, \$17,000, Trot**, 5 Yr. Olds & Younger Winners of 4 but not more than 7 Ext. PM Races Lifetime AE: NW \$85,000 Lifetime, 27.1, 57.2, 1:26.0, 1:56.0, FT

**1-Bang Bang Boinga (g, 4, Explosive Matter--Boinga, by Windsong's Legacy)** \$8,500, \$7,000 2018 SHS-HBG, Lifetime Record: 55-6-16-11, \$112,912  
O-Mary Ellen Sarama. B-Anthony J Risi & Bernard M O'Brien. T-Joseph Polisenio. D-Joseph Polisenio.

**2-So Long Hanover** (g, 4, Donato Hanover--Southwind Wasabi, by Windsong's Legacy) \$4,250, \$25,000 2018 SHS-HBG, Lifetime Record: 39-7-11-6, \$97,335  
O-Bottom Line Racing LLC & Triple D Stables Inc. B-Hanover Shoe Farms Inc. T-Scott Di Domenico. D-Matt Kakaley.

**3-Divine Spirit** (g, 5, Father Patrick--Celebrity Spirit, by Tom Ridge) \$2,040, \$70,000 2017 LEX-SEL, Lifetime Record: 54-7-3-8, \$95,448  
O-Steven M Mullen. B-Frederick W Hertrich III. T-Clifton Green. D-Anthony Napolitano.

►► [Replay](#) ►► Calls: 3Q, 2H, 2T, 1T, NK - Finish Order: Worthy Of Honor, Red Redemption, Tricky Dick, Ap Hall Of Trix, Focus Pocus, Big Nudge

**13, PcD, \$15,000, Pace**, 6 Yr. Olds & Younger Fillies & Mares NW 4 Ext. PM Races or \$51,000 Lifetime PA Preferred, 27.1, 55.4, 1:23.3, 1:52.1, FT

**1-Beauty Is Blind (m, 4, Betterthancheddar--Fast Ruffles, by Western Hanover)** \$7,500, \$14,000 2018 SHS-HBG, Lifetime Record: 48-17-8-4, \$58,090  
O-David A Del Pozzo. B-Delaware Valley University. T-Christopher Petrelli. D-Fern Paquet Jr.



**2-Barefoot'npregnant** (f, 3, Shadow Play--Barefoot Beauty, by Art Major) \$3,750, Lifetime Record: 26-4-5-4, \$43,303  
O-Let It Ride Stables Inc. B-James L Avritt Sr. T-Michael Hall. D-Simon Allard.

**3-Capsaicinn** (f, 3, Captaintreacherous--Armbo Cinnamon, by Western Ideal) \$1,800, Lifetime Record: 18-3-6-2, \$55,552  
O-Emerald Highlands Farm. B-Emerald Highlands Farm. T-John Butenschoen. D-Tyler Buter.

►► [Replay](#) ►► Calls: 1H, 1Q, 1Q, 1Q, T - Finish Order: Three Way Split, CoolnCalculating N, Morrockin K, Jubilee Queen, Chanel Beach, Gettin Gone

**14, PcD, \$15,000, Trot**, 5 Yr. Olds & Younger NW 4 Ext. PM Races or \$50,000 Lifetime PA Preferred, 27.4, 58.3, 1:28.0, 1:57.3, FT

**1-Hall It Off (g, 4, Cantab Hall--Pearl Axe It, by Love You)** \$7,500, \$95,000 2018 LEX-SEL, Lifetime Record: 21-6-1-2, \$39,430  
O-Carver Racing LLC & William T Mullin. B-Lindy Farms Of Conn & Preferred Equine Mkt Inc. T-William Mullin. D-Marcus Miller.



ANOTHER LEXINGTON GRAD  
Selected Yearling Sale



PREFERRED EQUINE

Yearling Sale Graduate

**2-Finlandia** (f, 3, Bar Hopping--Tuonela, by Cantab Hall) \$3,750, Lifetime Record: 26-2-7-1, \$37,388  
O-Russell C Williams. B-Russell C Williams. T-Fred Grant. D-Tom Jackson.

**3-Storm Bringer** (g, 4, Explosive Matter--Agenda Tom Ridge, by Tom Ridge) \$1,800, Lifetime Record: 16-3-2-3, \$29,427  
O-Calvin H Hoover. B-W Boyd Henderson. T-Austin Brubacker. D-Geo. Napolitano Jr.

►► [Replay](#) ►► Calls: 5, 5Q, 1Q, 2H, NK - Finish Order: Charming Bank, Tuff To Be Lindy, Chocolate Matters, Snowfalla, Spit And Vinegar, Blue Devil



Harness Racing Update on Facebook

/HARNESSRACINGUPDATE



# RACE RESULTS - TUESDAY (CONTINUED)

## YONKERS RACEWAY *report*

### Tuesday's Results:

**1, YR, \$26,000, Pace, 3,4&5 YO C,H&G NW 8 P-M RACES OR \$100,000 LT. AE. 3,4&5 YO C,H&G WINNERS OVER \$100,000 DRAW OUTSIDE, 26.2, 54.1, 1:22.1, 1:51.4, FT**

**1-Bee Two Bee (h, 4, Sunshine Beach--Bee Fullof Steinam, by Life Sign)** \$13,000, Lifetime Record: 53-12-10-8, \$118,735

O-Burke Racing Stable LLC & Weaver Brusceci LLC. B-Icr Racing, CA. T-Ron Burke. D-George Brennan.

**2-Ideal Artillery (g, 4, American Ideal--Shelliscape, by Artiscape)** \$6,500, \$70,000 2018 SHS-HBG, Lifetime Record: 39-7-5-5, \$134,513

O-Howard M & Michael A Ouriel. B-Bamond Racing LLC & Stephen P Dey III. T-Jeffrey Smith. D-Jordan Stratton.

**3-Betterthanthebeach (h, 4, Somebeachsomewhere--My Little Delight, by Bettor's Delight)** \$3,120, \$250,000 2018 SHS-HBG, Lifetime Record: 21-8-6-4, \$83,743

O-Evm Racing LLC. B-K R Breeding LLC & Preferred Equine Mkt Inc. T-Chuck Crissman Jr. D-Matt Kakaley.

►► [Replay](#) ►► Calls: H, 3H, 5, 3H, 1 - Finish Order: Gamblingterror, Isaac, Captain Sleaze, All Hands On Deck

**2, YR, \$35,000, Pace, \*\*POP-UP SERIES\*\* 2ND LEG NW\$20,000 LAST 5 STARTS. .AE. ANY HORSE THAT STARTED IN 1ST LEG OF SERIES TOP 8 MONEY EARNERS COME BACK FOR \$50,000 FINAL, 27.4, 56.4, 1:24.4, 1:52.1, FT**

**1-Rock The Devil (g, 7, Rock N Roll Heaven--Sinful Cindy, by Art Major)** \$17,500, Lifetime Record: 55-20-7-12, \$216,116

O-Scarlett Stables LLC. B-Cynthia Lynn Massari. T-Edward Hart. D-Jordan Stratton.

**2-Cody Hanover (g, 4, Dragon Again--Calgary Hanover, by Western Ideal)** \$8,750, \$24,000 2018 OH-SEL, Lifetime Record: 52-15-10-7, \$133,316

O-Lionel Ray Watiker. B-Hanover Shoe Farms Inc. T-Jennifer Bongiorno. D-Jason Bartlett.

**3-Tin Roof Raider A (g, 7, Mach Three--Left In Paris, by Life Sign)** \$4,200, Lifetime Record: 93-19-16-16, \$163,596

O-Mark J Jakubik & Bowie Racing LLC. B-Lauriston Bloodstock, AS. T-Erv Miller. D-Marcus Miller.

►► [Replay](#) ►► Calls: 1H, 1H, 1H, 1H, 1 - Finish Order: Pyro, Escapetothebeach, Nvestment Bluechip, Semi Tough

**3, YR, \$35,000, Pace, \*\*POP-UP SERIES\*\* 2ND LEG NW\$20,000 LAST 5 STARTS. AE. ANY HORSE THAT STARTED IN 1ST LEG OF SERIES. TOP 8 MONEY EARNERS COME BACK FOR THE \$50,000 FINAL, 26.3, 56.0, 1:23.1, 1:51.4, FT**

**1-Buddy Hill (g, 5, Roll With Joe--Lessoft Hanover, by Western Ideal)** \$17,500, Lifetime Record: 75-11-9-13, \$267,779

O-D'Elegance Stable Ix & T L P Stable. B-Tom Hill, UK. T-Travis Alexander. D-Matt Kakaley.



## PREFERRED EQUINE

## Mixed Sale Graduate

**2-Bettor Memories (g, 8, Bettor's Delight--Allamerican Memoir, by Western Ideal)** \$8,750, \$85,000 2014 SHS-HBG, Lifetime Record: 173-40-31-24, \$813,957

O-Burke Racing Stable LLC & Weaver Brusceci LLC & Phillip Collura. B-Frederick W Hertrich III. T-Ron Burke. D-George Brennan.

**3-Mark Witha K (g, 5, American Ideal--On The Arm, by Bettor's Delight)** \$4,200, \$42,000 2017 SHS-HBG, Lifetime Record: 83-11-22-6, \$203,505

O-Courtney R Mcneight. B-Fair Winds Farm Inc. T-Ken Koch. D-Jordan Stratton.

►► [Replay](#) ►► Calls: 1H, 1H, 1H, 1H, H - Finish Order: Aflame Hanover, San Domino A, Major Betts, Rockathon

**4, YR, \$35,000, Pace, \*\*POP-UP SERIES\*\* 2ND LEG NW\$20,000 LAST 5 STARTS. AE. ANY HORSE THAT STARTED IN 1ST LEG OF SERIES. TOP 8 MONEY EARNERS COME BACK FOR THE \$50,000 FINAL, 27.1, 55.3, 1:23.3, 1:51.2, FT**

**1-Rockapelo (g, 6, Rock N Roll Heaven--Capelo Rose, by Camluck)** \$17,500, Lifetime Record: 98-23-22-12, \$717,346

O-Burke Racing Stable LLC & Weaver Brusceci LLC & Phillip Collura. B-Enviro Stables LTD. T-Ron Burke. D-George Brennan.

**2-Lyons Steel (g, 6, Rock N Roll Heaven--Lyons Luck, by Camluck)** \$8,750, Lifetime Record: 144-31-23-19, \$523,660

O-Bd Racing LLC. B-Joseph Lyons-Mound, EN. T-Dennis Watson. D-Jason Bartlett.

**3-Bill Haley N (g, 7, Rock N Roll Heaven--Elite Belle, by Presidential Ball)** \$4,200, Lifetime Record: 80-17-8-11, \$204,858

O-William A Hartt. B-Jayesh Hira & W S Abernethy, NZ. T-Lance Hudson. D-Jim Marohn Jr.

►► [Replay](#) ►► Calls: 1H, 1H, 1Q, 1H, T - Finish Order: Raukapuka Ruler N, Pretty Handsome, Dancin Dragon, Imstaynalive

**5, YR, \$35,000, Pace, \*\*POP-UP SERIES\*\* 2ND LEG NW\$20,000 LAST 5 STARTS. AE. ANY HORSE THAT STARTED IN 1ST LEG OF SERIES. TOP 8 MONEY EARNERS COME BACK FOR THE \$50,000 FINAL, 28.0, 56.3, 1:24.2, 1:52.1, FT**

**1-Diamondbeach (g, 4, Somebeachsomewhere--Bettor's Chance, by Bettor's Delight)** \$17,500, \$50,000 2018 SHS-HBG, Lifetime Record: 34-8-5-4, \$116,056

O-Ricky A Bucci. B-Hanover Shoe Farms Inc. T-Ricky Bucci. D-George Brennan.



ANOTHER WINNER BRED BY HANOVER SHOE FARMS!



## Preferred Equine

MIXED SALE  
GRADUATE

# RACE RESULTS - TUESDAY (CONTINUED)

**2-Mach Doro A** (g, 10, Mach Three--Three Eagles, by Falcon Seelster) \$8,750, Lifetime Record: 136-32-22-16, \$419,311

O-Gilberto Garcia-Herrera. B-Harshell Investments Pty LTD, AS. T-Gilbert Garcia-Herrera. D-Daniel Dube.

**3-Santafe's Coach** (g, 7, Bettor's Delight--Thesantafe Express, by Western Hanover) \$4,200, Lifetime Record: 106-13-19-16, \$237,426

O-Edward P De Rosa & Matthew J Iovaldi & Ralph L Woythaler. B-Edward P De Rosa. T-Pat Lachance. D-Pat Lachance.

►► [Replay](#) ►► Calls: 3, 3, H, H, NK - Finish Order: Perfectly Close, Our Max Phactor N, Flaming Flutter N, Tiger Baron

**7, YR, \$20,000, Pace, 3&4 YO C,H&G NW 2 P-M RACES OR \$25,000 LT., 28.1, 57.3, 1:25.1, 1:54.0, FT**

**1-Sauvignon Bluechip** (g, 3, Art Major--Some Girls Do, by American Ideal) \$10,000, \$27,000 2019 GOSHEN, Lifetime Record: 15-4-3-3, \$92,765

O-Robert W Sholes & Edward A Davis & David A Dziengiel. B-Blue Chip Bloodstock Inc. T-David Dziengiel. D-George Brennan.

**2-Northern Network** (g, 3, Net Ten Eom--Lets Go B B, by Dontgetinmyway) \$5,000, Lifetime Record: 23-9-5-4, \$40,648

O-Latz A Luck Stable & Winners Circle Racing LLC & John A Campagnuolo. B-Martin Schmucker. T-Dennis J Laterza. D-Jason Bartlett.

**3-Confidence Man** (g, 3, Bettor's Delight--L A Confidential, by Ponder) \$2,400, Lifetime Record: 15-2-1-1, \$20,622

O-Samuel L Abdoo. B-Robert McIntosh Stables Inc, CA & C S X Stables & Al McIntosh Holdings Inc, CA. T-Nicholas Devita. D-Jordan Stratton.

►► [Replay](#) ►► Calls: 6Q, 4, 1T, 1H, 1T - Finish Order: Exotic Sand, Spinnaker Hanover, Zoes Lucky Guy, What About Bob, Rj Sports Image

**8, YR, \$22,000, Pace, 3,4&5 YO C,H&G NW 4 P-M RACES OR \$50,000 LT., 27.0, 56.2, 1:24.3, 1:54.1, FT**

**1-Stellar Yankee** (g, 3, Always B Miki--Somethinginawater, by Somebeachsomewhere) \$11,000, \$80,000 2019 LEX-SEL, Lifetime Record: 30-4-2-7, \$64,884

O-Gilberto Garcia-Herrera. B-Charles E Keller III & Charles E Keller IV & E Daniel & Brett Douglas Bittle. T-Gilbert Garcia-Herrera. D-Daniel Dube.

## ANOTHER LEXINGTON GRAD Selected Yearling Sale

**2-Kauai King** (g, 3, Somebeachsomewhere--Shanghai Lil, by Jenna's Beach Boy) \$5,500, Lifetime Record: 21-3-5-3, \$40,800

O-All Star Racing Inc.. B-All Star Racing Inc.. T-Mark Ford. D-Jordan Stratton.

**3-Brazen Brazilian** (g, 4, Thinking Out Loud--Brazilian, by Rock N Roll Heaven) \$2,640, \$28,000 2018 LEX-SEL, Lifetime Record: 51-3-8-10, \$80,917

O-Sara J & Olivia Kimelman. B-Spring Haven Farm. T-Sara Kimelman. D-Joseph Chindano Jr.

►► [Replay](#) ►► Calls: 6Q, 4, 1, Q, 2 - Finish Order: Mickeymaksomespeed, Carrythetorchman, El's Disco Johnny, Mudville, Uncontrollable

**9, YR, \$22,000, Pace, 3,4&5 YO C,H&G NW 4 P-M RACES OR \$50,000 LT., 27.0, 55.3, 1:24.1, 1:54.4, FT**

**1-Next Big Thing** (g, 3, Shadow Play--Breathdefying, by Intrepid Seelster) \$11,000, Lifetime Record: 24-4-4-3, \$72,769

O-Samuel L Abdoo. B-Robert McIntosh Stables Inc, CA & C S X Stables & Dave A Boyle, CA. T-Nicholas Devita. D-Jordan Stratton.

**2-Samson Blue Chip** (g, 3, American Ideal--Active Lady, by Mach Three) \$5,500, \$13,000 2019 SHS-HBG, Lifetime Record: 14-2-2-0, \$37,505

O-Chad J Kowal. B-Let It Ride Stables Inc & Blue Chip Bloodstock Inc. T-Scott Blackler. D-Jason Bartlett.

**3-Between I N U** (c, 3, State Treasurer--Spun Sugar, by Camluck) \$2,640, Lifetime Record: 17-2-3-3, \$28,938

O-Triple D Stables Inc & M G Stable Inc. B-Dr Robert G Boyce, CA. T-Scott Di Domenico. D-Daniel Dube.

►► [Replay](#) ►► Calls: 1H, 1H, H, 1, NK - Finish Order: Air Guitar, Da Ghetto Wizard, Moonlight Shadow, Remembering Shorty, Almanac

**11, YR, \$24,000, Pace, 3,4&5 YO C,H&G NW 6 P-M RACES OR \$75,000 LT., 27.2, 57.1, 1:25.0, 1:53.0, FT**

**1-Larry Lincoln N** (g, 5, Sweet Lou--Yolo, by Grinfromeartoe) \$12,000, Lifetime Record: 38-12-4-0, \$79,572

O-Austin T Siegelman. B-Mrs A Van Der Beek, NZ. T-Austin Siegelman. D-Austin Siegelman.

**2-Marlbank Road** (g, 3, Sportswriter--Greenwich Girl, by Real Desire) \$6,000, \$16,000 2019 LONDON, Lifetime Record: 18-6-4-0, \$57,013

O-Thomas Ceraso Jr. B-Warrawee Farm, CA & Dr Julie A Yager, CA. T-Paul Stafford. D-Brent Holland.

**3-Captivate Hanover** (g, 4, Bettor's Delight--Carolina Angel, by Western Ideal) \$2,880, \$15,000 2018 SHS-HBG, Lifetime Record: 49-5-11-8, \$124,884

O-William A Hartt. B-Hanover Shoe Farms Inc. T-Lance Hudson. D-Jordan Stratton.

►► [Replay](#) ►► Calls: 1H, 1H, 1H, 1H, 1 - Finish Order: Southwind Petyr, Artist Best, Linnycalledfrankie, Exploit, Keystone Nolan

**12, YR, \$21,000, Pace, NW \$10,350 IN LAST 5 STARTS. WINNER OF BASE CLASS "NW \$10,000 L5" IN LAST START NE. AE. WINNER IN LAST START OF BASE CLASS "NW \$7,500 L5", 27.4, 57.1, 1:25.1, 1:54.0, FT**

**1-Cigar Smoking Tony** (g, 4, Art Major--Brownsville Bomber, by American Ideal) \$10,500, Lifetime Record: 32-10-6-6, \$96,767

O-Joseph V Betro & Ian Behar & Kristie Leigh Farm Inc. B-Joseph V Betro & Ian Behar & Kristie Leigh Farm Inc. T-Jose Godinez. D-Jason Bartlett.

**2-Virgin Storm** (g, 5, Always A Virgin--Hillcrest Sweetie, by Storm Damage) \$5,250, \$35,000 2017 HOOSIER, Lifetime Record: 79-8-16-14, \$159,442

O-M Spacc Stables. B-Regina A Miller. T-Travis Alexander. D-Matt Kakaley.

## RACE RESULTS - TUESDAY (CONTINUED)

**3-Flyingevenbettor N** (g, 5, Bettor's Delight--Flying MrsWilliams, by Falcon Seelster) \$2,520, Lifetime Record: 39-5-14-7, \$152,084  
O-Bradley J Grant, CA & Steve L Heimbecker, CA. B-L E & H R Williams, NZ. T-Tony Alagna. D-Tyler Buter.

►► [Replay](#) ►► Calls: 1H, 1H, 1H, 1H, 1 - Finish Order: Knocking Around, Aberdeen Hanover, Zach Maguire N, Yayas Hot Spot N, Mohawk Warrior



# #BETONHARNESS

OUR **FUTURE** DEPENDS ON IT!



ADD YOUR  
VOICE TO  
OURS AND  
**JOIN TODAY!**



[www.waterhayoatsalliance.com](http://www.waterhayoatsalliance.com)



## RESULTS & REPLAYS



**US & CANADIAN RESULTS/REPLAYS AVAILABLE IN EACH ONLINE EDITION**

[www.harnessracingupdate.com](http://www.harnessracingupdate.com)