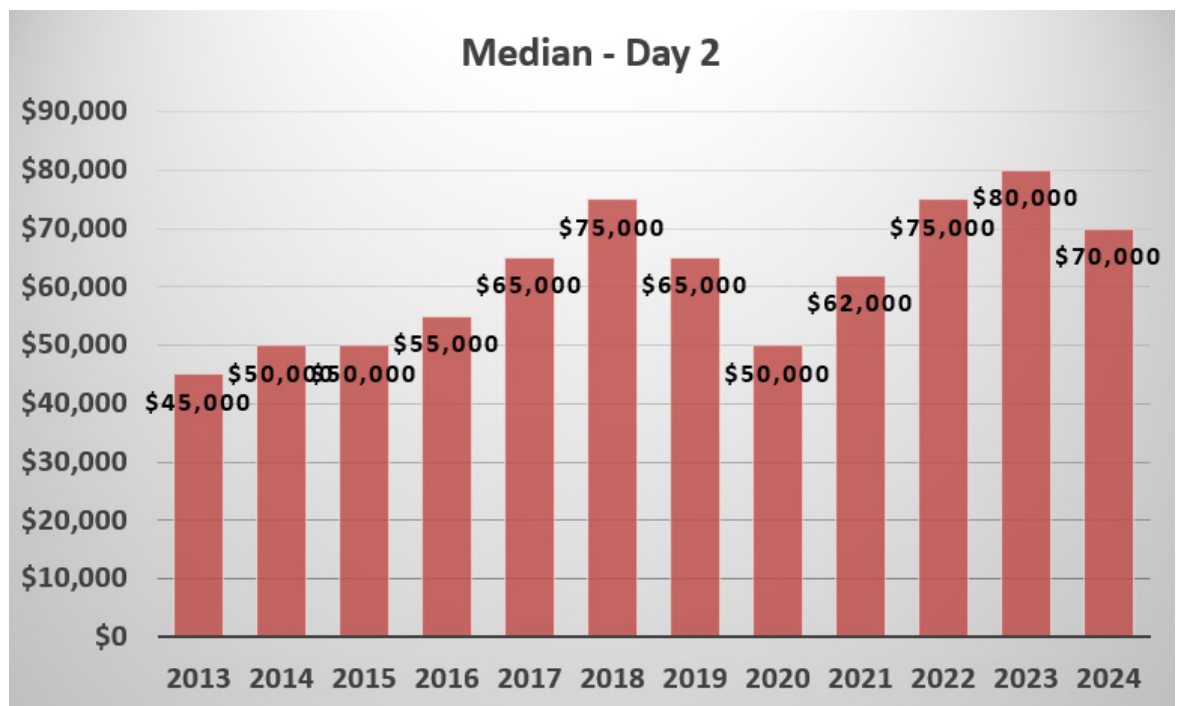
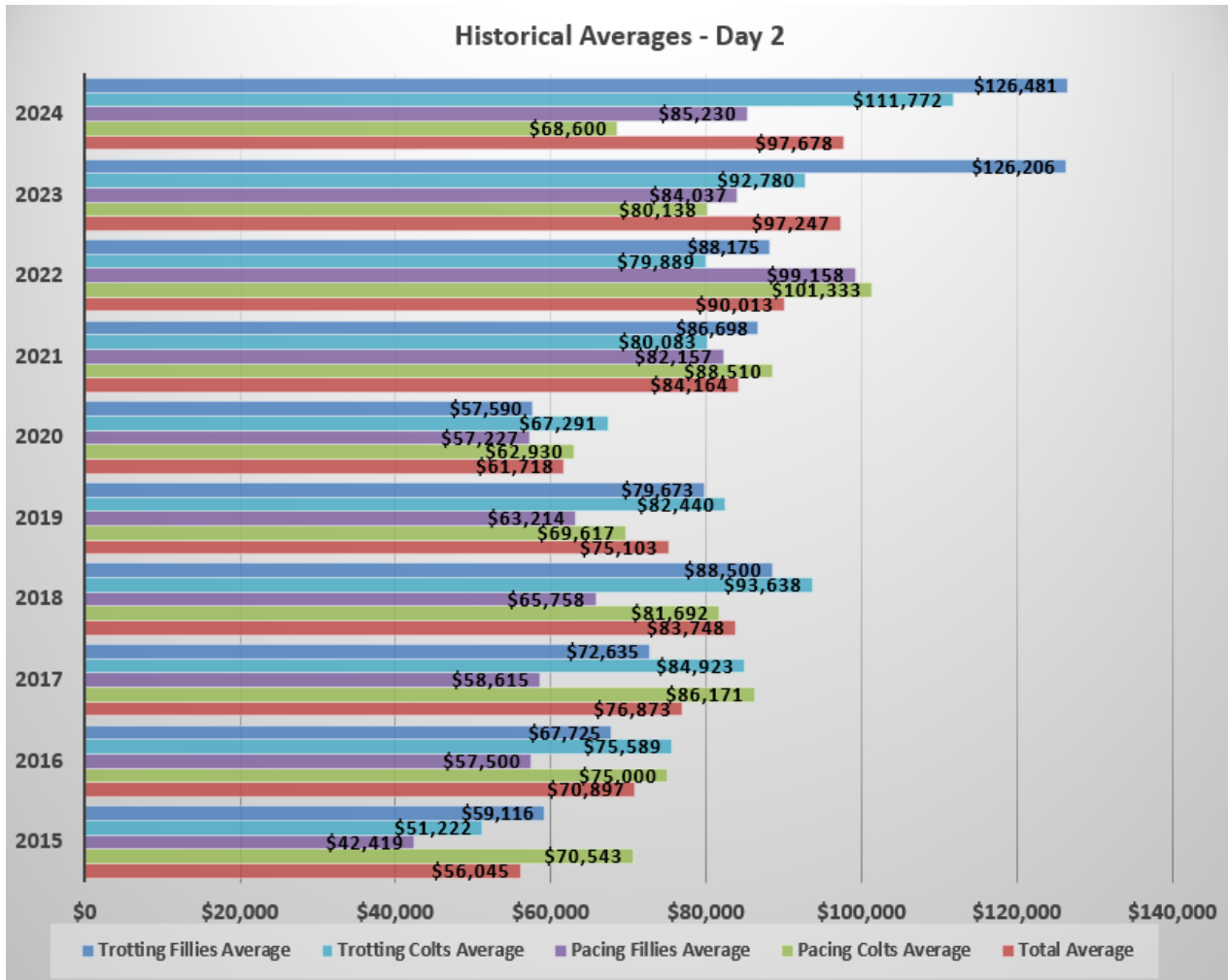


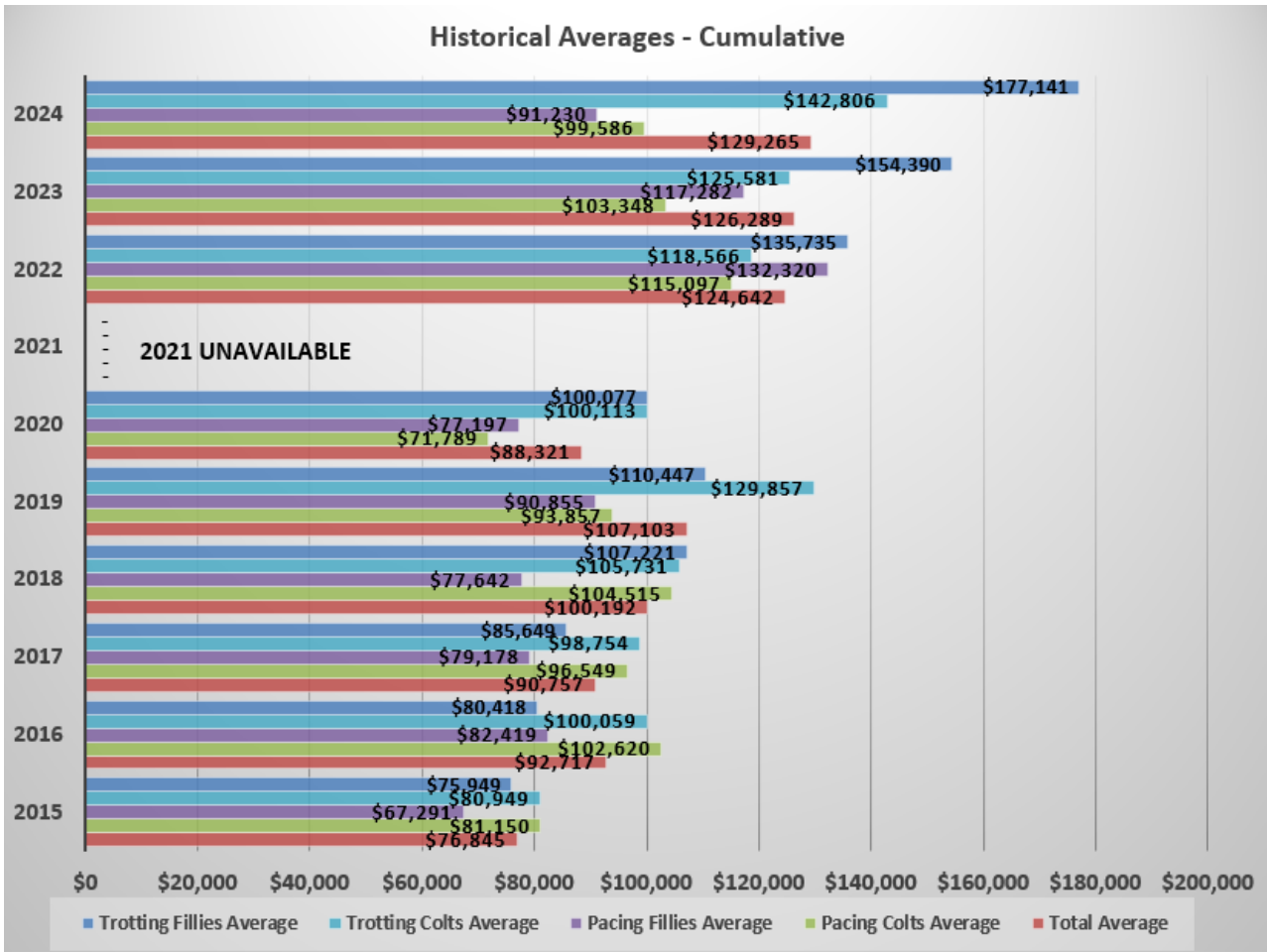
2024 SELECTED YEARLINGS SALE - TOP SOLD (TOP 20) - DAY 2

| Hip | Yearling Name <i>Sex, Color, Sire-Dam</i> | Buyer <i>Consignor</i> | Price |
|-----|--|---|-----------|
| 267 | NAUGHTY BEAUTY <i>F, BR, Bettor's Delight - Beautyonthebeach</i> | ANDREW HARRIS, AGENT FOR W POLLOCK, Allentown, NJ, USA <i>Hunterton Sales Agency, Inc., Agent</i> | \$550,000 |
| 201 | JENNIFER PALEMA <i>F, B, Bar Hopping - Sobti Hanover</i> | AKE SVANSTEDT INC., AGENT FOR B SWEDEN, Wrightstown, NJ, USA <i>Kentuckiana Farms</i> | \$425,000 |
| 149 | CHE BELLA <i>F, B, Bar Hopping - New Wave</i> | ANDREW HARRIS, AGENT FOR W POLLOCK, Allentown, NJ, USA <i>Kentuckiana Farms, Agent</i> | \$400,000 |
| 179 | RAMBO HANOVER <i>C, B, Muscle Hill - Riding High</i> | AKE SVANSTEDT INC., Wrightstown, NJ, USA <i>Hanover Shoe Farms, Inc.</i> | \$385,000 |
| 261 | APERFECT TILLIE <i>F, B, Googoo Gaagaa - Asixpakfromperfect</i> | ARMITAGE FARM, Wilmington, DE, USA <i>Peninsula Farm, Inc., Agent</i> | \$360,000 |
| 277 | GAME SEVEN <i>F, B, Chapter Seven - Born On Third Base</i> | MAZZA RACING STABLES LLC, Loxahatchee, FL, USA <i>Cameo Hills Farm</i> | \$350,000 |
| 299 | DAX SEELSTER <i>C, BR, Bulldog Hanover - Deb</i> | BRADLEY J. GRANT, Milton, ON, Canada <i>Preferred Equine, Inc., Agent</i> | \$350,000 |
| 301 | BONHOMIE <i>C, B, Downbytheseaside - Higher And Higher</i> | JOHN COMO, JR., Towaco, NJ, USA <i>Hunterton Sales Agency, Inc., Agent</i> | \$350,000 |
| 211 | GEORGE STREET <i>C, BR, Walner - Sweet Shirley Mae</i> | SCOTT DILLON, Anson, ME, USA <i>Preferred Equine, Inc., Agent</i> | \$300,000 |
| 266 | BOURBON ROAD <i>C, B, Bar Hopping - Barbara Brooks</i> | ANDY MILLER STABLE INC., AGENT, Cream Ridge, NJ, USA <i>Kentuckiana Farms</i> | \$300,000 |
| 292 | OCEAN RIDER <i>C, B, Muscle Hill - Crysti Dream</i> | MAZZA RACING STABLES LLC, Loxahatchee, FL, USA <i>Concord Stud Farm, Agent</i> | \$300,000 |
| 237 | M J D <i>C, BR, Captain Corey - You Want Me</i> | AKE SVANSTEDT INC., Wrightstown, NJ, USA <i>Peninsula Farm, Inc.</i> | \$275,000 |
| 151 | TRAINING CAMP <i>C, B, Muscle Hill - Nixie Volo</i> | COURANT INC., Delray Beach, FL, USA <i>Kentuckiana Farms</i> | \$260,000 |
| 195 | BEAUTIFUL MEMORY <i>F, B, Perfect Sting - Reflect With Me</i> | MICKI RAE STABLES, Sudbury, MA, USA <i>Brittany Farms Llc</i> | \$250,000 |
| 171 | QUALITYPRAYER <i>F, B, Tactical Landing - Qualita Bourbon</i> | JACK DE JONG, AGENT, Luedinghausen, Germany <i>Preferred Equine, Inc., Agent</i> | \$240,000 |
| 280 | ISABELLA BI <i>F, B, Tactical Landing - Call Me Bi It</i> | AKE SVANSTEDT INC., Wrightstown, NJ, USA <i>Hunterton Sales Agency, Inc., Agent</i> | \$240,000 |
| 340 | HANDLE STATION <i>F, B, Captain Corey - Harness Am</i> | LUCAS WALLIN, AGENT, New Egypt, NJ, USA <i>Spring Station Bloodstock Llc</i> | \$230,000 |
| 157 | PUBLIC ACCESS <i>C, BR, Chapter Seven - Open Access</i> | TROND SMEDSHAMMER, Allentown, NJ, USA <i>Preferred Equine, Inc., Agent</i> | \$225,000 |
| 223 | WILDFLOWERNBARLEY <i>F, B, Chapter Seven - Barn Girl</i> | ARMITAGE FARM, Wilmington, DE, USA <i>Crawford Farms</i> | \$225,000 |
| 337 | FOOTBALL IS LIFE <i>C, B, Gimpanzee - Habit's Best</i> | DETERMINATION, Montreal, QC, Canada <i>Cane Run Farm</i> | \$220,000 |

2024 SELECTED YEARLINGS SALE - TOP SOLD (TOP 20) - CUMULATIVE

| Hip | Yearling Name <i>Sex, Color, Sire-Dam</i> | Buyer <i>Consignor</i> | Price |
|-----|--|--|-----------|
| 15 | RANI HANOVER <i>F, B, Walner - Ramona Hill</i> | KENNETH E. JACOBS, Baldwinsville, NY, USA <i>Hanover Shoe Farms, Inc.</i> | \$925,000 |
| 83 | GOING VIRAL <i>F, B, Chapter Seven - Check Out Trixie</i> | ANDREW HARRIS, AGENT FOR W POLLOCK, Allentown, NJ, USA <i>Cameo Hills Farm</i> | \$650,000 |
| 106 | ICE FALL <i>C, B, Walner - Ice Attraction</i> | ANDREW HARRIS, AGENT FOR W POLLOCK, Allentown, NJ, USA <i>Preferred Equine, Inc., Agent</i> | \$625,000 |
| 95 | MUFFIN QUEEN <i>F, BLK, Tactical Landing - Love Muffin</i> | ANDERSON/LEBLANC/FIELDING/PRYDE, St. Thomas, ON, Canada <i>Hunterton Sales Agency, Inc., Agent</i> | \$550,000 |
| 267 | NAUGHTY BEAUTY <i>F, BR, Bettor's Delight - Beautyonthebeach</i> | ANDREW HARRIS, AGENT FOR W POLLOCK, Allentown, NJ, USA <i>Hunterton Sales Agency, Inc., Agent</i> | \$550,000 |
| 75 | STEALING BANKSY <i>F, B, Chapter Seven - White Cheetah</i> | MARCUS MELANDER, AGENT, New Egypt, NJ, USA <i>Concord Stud Farm, Agent</i> | \$475,000 |
| 36 | BAALBEK <i>C, B, Perfect Sting - Odds On St Lucie</i> | JOE HOLLOWAY, Bear, DE, USA <i>Kentuckiana Farms, Agent</i> | \$460,000 |
| 22 | SPENCER HANOVER <i>C, B, Chapter Seven - Secret Passion</i> | JEFFREY SNYDER, New York, NY, USA <i>Hanover Shoe Farms, Inc.</i> | \$450,000 |
| 60 | BRICCO <i>C, B, Gimpanzee - Sigilwig</i> | ANDREW HARRIS, AGENT FOR W POLLOCK, Allentown, NJ, USA <i>Crawford Farms</i> | \$425,000 |
| 66 | WAYNE HARVEY <i>C, B, Downbytheseaside - Alexis Faith</i> | ANDREW HARRIS, AGENT FOR W POLLOCK, Allentown, NJ, USA <i>Crawford Farms</i> | \$425,000 |
| 201 | JENNIFER PALEMA <i>F, B, Bar Hopping - Sobti Hanover</i> | AKE SVANSTEDT INC., AGENT FOR B SWEDEN, Wrightstown, NJ, USA <i>Kentuckiana Farms</i> | \$425,000 |
| 52 | THE WOW CHAPTER <i>C, B, Chapter Seven - Violet Stride</i> | LUCAS WALLIN, New Egypt, NJ, USA <i>Cameo Hills Farm</i> | \$400,000 |
| 58 | KICKAN <i>F, B, Walner - You Ato Dream</i> | DAVID MCDUFFEE, AGENT, Rye, NH, USA <i>Cameo Hills Farm</i> | \$400,000 |
| 77 | MIDWIND CHIMP <i>C, B, Gimpanzee - Boccone Dolce</i> | ROBERT LINDSTROM, AGENT, Boden, Sweden <i>Peninsula Farm, Inc., Agent</i> | \$400,000 |
| 85 | GRAND PRIX DEO <i>F, B, Muscle Hill - Grand Stand</i> | ANDREW HARRIS, AGENT FOR W POLLOCK, Allentown, NJ, USA <i>Preferred Equine, Inc., Agent</i> | \$400,000 |
| 86 | PINK HERMES <i>F, B, Muscle Hill - Lock Down Lindy</i> | ANDREW HARRIS, AGENT FOR W POLLOCK, Allentown, NJ, USA <i>Crawford Farms</i> | \$400,000 |
| 149 | CHE BELLA <i>F, B, Bar Hopping - New Wave</i> | ANDREW HARRIS, AGENT FOR W POLLOCK, Allentown, NJ, USA <i>Kentuckiana Farms, Agent</i> | \$400,000 |
| 179 | RAMBO HANOVER <i>C, B, Muscle Hill - Riding High</i> | AKE SVANSTEDT INC., Wrightstown, NJ, USA <i>Hanover Shoe Farms, Inc.</i> | \$385,000 |
| 45 | BALERION <i>F, B, Captaintreacherous - My Little Dragon</i> | LINDA TOSCANO, AGENT FOR RICHARD YOUNG, Freehold, NJ, USA <i>Hunterton Sales Agency, Inc., Agent</i> | \$380,000 |
| 261 | APERFECT TILLIE <i>F, B, Googoo Gaagaa - Asixpakfromperfect</i> | ARMITAGE FARM, Wilmington, DE, USA <i>Peninsula Farm, Inc., Agent</i> | \$360,000 |







THE TRUSTED EXPERT FOR QUALITY KENTUCKY REAL ESTATE SINCE 1994

Tom Biederman
biedermanrealestate.com
Call 859.277.2030



LEADING BUYERS - DAY 2

TOP 10 BY GROSS

| Buyers | Sold | Gross | Average |
|--------------------------------|------|-------------|-----------|
| AKE SVANSTEDT INC. | 10 | \$1,787,000 | \$178,700 |
| ANDREW HARRIS | 5 | \$1,440,000 | \$288,000 |
| AGENT FOR WILLIAM POLLOCK | | | |
| ARMITAGE FARM | 7 | \$1,365,000 | \$195,000 |
| NANCY TAKTER, AGENT | 9 | \$889,000 | \$98,778 |
| COURANT INC. | 4 | \$710,000 | \$177,500 |
| MAZZA RACING STABLES LLC | 2 | \$650,000 | \$325,000 |
| BRADLEY J. GRANT | 3 | \$595,000 | \$198,333 |
| DETERMINATION | 3 | \$465,000 | \$155,000 |
| TONY ALAGNA, AGENT | 7 | \$464,000 | \$66,286 |
| ANDY MILLER STABLE INC., AGENT | 4 | \$456,000 | \$114,000 |

LEADING BUYERS - DAY 2

TOP 10 BY AVERAGE

| Buyers | Sold | Gross | Average |
|---------------------------|------|-------------|-----------|
| AKE SVANSTEDT INC. | 1 | \$425,000 | \$425,000 |
| AGENT FOR BENDER SWEDEN | | | |
| MAZZA RACING STABLES LLC | 2 | \$650,000 | \$325,000 |
| SCOTT DILLON | 1 | \$300,000 | \$300,000 |
| ANDREW HARRIS | 5 | \$1,440,000 | \$288,000 |
| AGENT FOR WILLIAM POLLOCK | | | |
| MICKI RAE STABLES | 1 | \$250,000 | \$250,000 |
| JACK DE JONG, AGENT | 1 | \$240,000 | \$240,000 |
| TROND SMEDSHAMMER | 1 | \$225,000 | \$225,000 |
| LUCAS WALLIN, AGENT | 2 | \$405,000 | \$202,500 |
| BRADLEY J. GRANT | 3 | \$595,000 | \$198,333 |
| ARMITAGE FARM | 7 | \$1,365,000 | \$195,000 |

LEADING CONSIGNORS - DAY 2

TOP 10 BY GROSS (3 or more sold)

| Consignor | Sold | Gross | Average |
|-------------------------------|------|-------------|-----------|
| PREFERRED EQUINE, INC. | 47 | \$4,938,000 | \$105,064 |
| KENTUCKIANA FARMS | 33 | \$3,577,000 | \$108,394 |
| HUNTERTON SALES AGENCY, INC. | 23 | \$2,538,000 | \$110,348 |
| HANOVER SHOE FARMS, INC. | 9 | \$1,212,000 | \$134,667 |
| CRAWFORD FARMS | 13 | \$1,153,000 | \$88,692 |
| PENINSULA FARM, INC. | 7 | \$1,084,000 | \$154,857 |
| SPRING STATION BLOODSTOCK LLC | 9 | \$889,000 | \$98,778 |
| DIAMOND CREEK | 12 | \$821,000 | \$68,417 |
| CAMEO HILLS FARM | 7 | \$805,000 | \$115,000 |
| ANVIL AND LACE FARM | 11 | \$786,000 | \$71,455 |

LEADING CONSIGNORS - DAY 2

TOP 10 BY AVERAGE (3 or more sold)

| Consignor | Sold | Gross | Average |
|------------------------------|------|-------------|-----------|
| PENINSULA FARM, INC. | 7 | \$1,084,000 | \$154,857 |
| HANOVER SHOE FARMS, INC. | 9 | \$1,212,000 | \$134,667 |
| CONCORD STUD FARM | 3 | \$400,000 | \$133,333 |
| ALL AMERICAN HARNESSBREDS | 3 | \$390,000 | \$130,000 |
| BLUE CHIP FARMS, LLC | 4 | \$500,000 | \$125,000 |
| CAMEO HILLS FARM | 7 | \$805,000 | \$115,000 |
| CANE RUN FARM | 4 | \$442,000 | \$110,500 |
| HUNTERTON SALES AGENCY, INC. | 23 | \$2,538,000 | \$110,348 |
| KENTUCKIANA FARMS | 33 | \$3,577,000 | \$108,394 |
| PREFERRED EQUINE, INC. | 47 | \$4,938,000 | \$105,064 |

LEADING SIREs - DAY 2

TOP 10 BY GROSS (3 or more sold)

| Sires | Sold | Gross | Average |
|-------------------|------|-------------|-----------|
| CHAPTER SEVEN | 18 | \$2,231,000 | \$123,944 |
| WALNER | 15 | \$2,050,000 | \$136,667 |
| TACTICAL LANDING | 12 | \$1,616,000 | \$134,667 |
| MUSCLE HILL | 12 | \$1,602,000 | \$133,500 |
| CAPTAIN COREY | 14 | \$1,384,000 | \$98,857 |
| BAR HOPPING | 6 | \$1,372,000 | \$228,667 |
| GIMPANZEE | 16 | \$1,358,000 | \$84,875 |
| CAPTAINREACHEROUS | 17 | \$1,313,000 | \$77,235 |
| PAPI ROB HANOVER | 15 | \$1,082,000 | \$72,133 |
| SWEET LOU | 12 | \$1,012,000 | \$84,333 |

LEADING SIREs - DAY 2

TOP 10 BY AVERAGE (3 or more sold)

| Sires | Sold | Gross | Average |
|------------------|------|-------------|-----------|
| BAR HOPPING | 6 | \$1,372,000 | \$228,667 |
| BETTOR'S DELIGHT | 4 | \$790,000 | \$197,500 |
| BULLDOG HANOVER | 4 | \$597,000 | \$149,250 |
| WALNER | 15 | \$2,050,000 | \$136,667 |
| TACTICAL LANDING | 12 | \$1,616,000 | \$134,667 |
| MUSCLE HILL | 12 | \$1,602,000 | \$133,500 |
| CHAPTER SEVEN | 18 | \$2,231,000 | \$123,944 |
| DOWNBYTHESEASIDE | 7 | \$762,000 | \$108,857 |
| HUNTSVILLE | 7 | \$707,000 | \$101,000 |
| CAPTAIN COREY | 14 | \$1,384,000 | \$98,857 |

LEADING BUYERS - CUMULATIVE TOP 10 BY GROSS

| Buyers | Sold | Gross | Average |
|---------------------------|------|-------------|-----------|
| ANDREW HARRIS | 15 | \$5,115,000 | \$341,000 |
| AGENT FOR WILLIAM POLLOCK | | | |
| NANCY TAKTER, AGENT | 17 | \$2,314,000 | \$136,118 |
| AKE SVANSTEDT INC. | 11 | \$2,007,000 | \$182,455 |
| TONY ALAGNA, AGENT | 14 | \$1,811,000 | \$129,357 |
| ARMITAGE FARM | 8 | \$1,585,000 | \$198,125 |
| KENNETH E. JACOBS | 2 | \$1,270,000 | \$635,000 |
| LUCAS WALLIN, AGENT | 5 | \$1,190,000 | \$238,000 |
| BURKE RACING STABLE LLC | 10 | \$1,145,000 | \$114,500 |
| JOE HOLLOWAY | 6 | \$1,057,000 | \$176,167 |
| MAZZA RACING STABLES LLC | 4 | \$1,035,000 | \$258,750 |

LEADING BUYERS - CUMULATIVE TOP 10 BY AVERAGE

| Buyers | Sold | Gross | Average |
|---------------------------|------|-------------|-----------|
| KENNETH E. JACOBS | 2 | \$1,270,000 | \$635,000 |
| ANDERSON/LEBLANC | 1 | \$550,000 | \$550,000 |
| FIELDING/PRYDE | | | |
| AKE SVANSTEDT INC. | 1 | \$425,000 | \$425,000 |
| AGENT FOR BENDER SWEDEN | | | |
| ROBERT LINDSTROM, AGENT | 1 | \$400,000 | \$400,000 |
| DAVID MCDUFFEE, AGENT | 1 | \$400,000 | \$400,000 |
| LUCAS WALLIN | 1 | \$400,000 | \$400,000 |
| LINDA TOSCANO | 1 | \$380,000 | \$380,000 |
| AGENT FOR RICHARD YOUNG | | | |
| ANDREW HARRIS | 15 | \$5,115,000 | \$341,000 |
| AGENT FOR WILLIAM POLLOCK | | | |
| JEFFREY SNYDER | 2 | \$650,000 | \$325,000 |
| AKE SVANSTEDT, AGENT | 1 | \$310,000 | \$310,000 |

LEADING CONSIGNORS - CUMULATIVE TOP 10 BY GROSS (3 or more sold)

| Consignor | Sold | Gross | Average |
|-------------------------------|------|-------------|-----------|
| PREFERRED EQUINE, INC. | 61 | \$8,030,000 | \$131,639 |
| HUNTERTON SALES AGENCY, INC. | 44 | \$7,105,000 | \$161,477 |
| KENTUCKIANA FARMS | 50 | \$6,206,000 | \$124,120 |
| CRAWFORD FARMS | 26 | \$3,385,000 | \$130,192 |
| CAMEO HILLS FARM | 14 | \$2,825,000 | \$201,786 |
| HANOVER SHOE FARMS, INC. | 13 | \$2,812,000 | \$216,308 |
| CONCORD STUD FARM | 13 | \$2,117,000 | \$162,846 |
| PENINSULA FARM, INC. | 11 | \$1,891,000 | \$171,909 |
| DIAMOND CREEK | 17 | \$1,496,000 | \$88,000 |
| SPRING STATION BLOODSTOCK LLC | 12 | \$1,344,000 | \$112,000 |

LEADING CONSIGNORS - CUMULATIVE TOP 10 BY AVERAGE (3 or more sold)

| Consignor | Sold | Gross | Average |
|------------------------------|------|-------------|-----------|
| HANOVER SHOE FARMS, INC. | 13 | \$2,812,000 | \$216,308 |
| CAMEO HILLS FARM | 14 | \$2,825,000 | \$201,786 |
| PENINSULA FARM, INC. | 11 | \$1,891,000 | \$171,909 |
| ALL AMERICAN HARNESSBREDS | 6 | \$1,020,000 | \$170,000 |
| CONCORD STUD FARM | 13 | \$2,117,000 | \$162,846 |
| HUNTERTON SALES AGENCY, INC. | 44 | \$7,105,000 | \$161,477 |
| PREFERRED EQUINE, INC. | 61 | \$8,030,000 | \$131,639 |
| CRAWFORD FARMS | 26 | \$3,385,000 | \$130,192 |
| BLUE CHIP FARMS, LLC | 4 | \$500,000 | \$125,000 |
| KENTUCKIANA FARMS | 50 | \$6,206,000 | \$124,120 |

LEADING SIRES - CUMULATIVE TOP 10 BY GROSS (3 or more sold)

| Sires | Sold | Gross | Average |
|-------------------|------|-------------|-----------|
| WALNER | 42 | \$8,327,000 | \$198,262 |
| CHAPTER SEVEN | 37 | \$6,356,000 | \$171,784 |
| MUSCLE HILL | 23 | \$3,774,000 | \$164,087 |
| GIMPANZEE | 25 | \$3,305,000 | \$132,200 |
| CAPTAINREACHEROUS | 26 | \$2,973,000 | \$114,346 |
| TACTICAL LANDING | 15 | \$2,461,000 | \$164,067 |
| PERFECT STING | 19 | \$2,372,000 | \$124,842 |
| DOWNBYTHESEASIDE | 11 | \$1,647,000 | \$149,727 |
| PAPI ROB HANOVER | 20 | \$1,617,000 | \$80,850 |
| SWEET LOU | 16 | \$1,402,000 | \$87,625 |

LEADING SIRES - CUMULATIVE TOP 10 BY AVERAGE (3 or more sold)

| Sires | Sold | Gross | Average |
|------------------|------|-------------|-----------|
| BAR HOPPING | 6 | \$1,372,000 | \$228,667 |
| WALNER | 42 | \$8,327,000 | \$198,262 |
| BETTOR'S DELIGHT | 4 | \$790,000 | \$197,500 |
| CHAPTER SEVEN | 37 | \$6,356,000 | \$171,784 |
| MUSCLE HILL | 23 | \$3,774,000 | \$164,087 |
| TACTICAL LANDING | 15 | \$2,461,000 | \$164,067 |
| DOWNBYTHESEASIDE | 11 | \$1,647,000 | \$149,727 |
| BULLDOG HANOVER | 5 | \$692,000 | \$138,400 |
| GIMPANZEE | 25 | \$3,305,000 | \$132,200 |
| PERFECT STING | 19 | \$2,372,000 | \$124,842 |

BUYER DEMOGRAPHICS - DAY 2

| Country | Jurisdiction | Gross | % of Sales Gross |
|----------------------|--------------|---------------------|------------------|
| CANADA | ON | \$1,925,000 | |
| CANADA | QC | \$465,000 | |
| CANADA | PQ | \$100,000 | |
| CANADA | AB | \$40,000 | |
| CANADA TOTALS | | \$2,530,000 | 11.41% |
| GERMANY | | \$240,000 | |
| FRANCE | | \$225,000 | |
| ENGLAND | | \$222,000 | |
| AUSTRALIA | | \$160,000 | |
| SWEDEN | | \$102,000 | |
| EUROPE TOTALS | | \$949,000 | 4.28% |
| USA | NJ | \$9,007,000 | |
| USA | FL | \$2,867,000 | |
| USA | DE | \$1,882,000 | |
| USA | PA | \$1,019,000 | |
| USA | OH | \$1,001,000 | |
| USA | KY | \$495,000 | |
| USA | NY | \$447,000 | |
| USA | IN | \$374,000 | |
| USA | IL | \$321,000 | |
| USA | ME | \$300,000 | |
| USA | MA | \$250,000 | |
| USA | MN | \$247,000 | |
| USA | CT | \$225,000 | |
| USA | MI | \$135,000 | |
| USA | MD | \$85,000 | |
| USA | MS | \$26,000 | |
| USA | VA | \$13,000 | |
| USA TOTALS | | \$18,694,000 | 84.31% |

SESSION TOTALS - DAY 2

| Category | Sold | Amount | Average | Median |
|------------------|------------|---------------------|-----------------|-----------------|
| PACING COLTS | 55 | \$3,773,000 | \$68,600 | \$50,000 |
| PACING FILLIES | 61 | \$5,199,000 | \$85,230 | \$70,000 |
| TROTting COLTS | 57 | \$6,371,000 | \$111,772 | \$80,000 |
| TROTting FILLIES | 54 | \$6,830,000 | \$126,481 | \$97,500 |
| PACERS | 116 | \$8,972,000 | \$77,345 | \$60,000 |
| TROTTERS | 111 | \$13,201,000 | \$118,928 | \$90,000 |
| COLTS | 112 | \$10,144,000 | \$90,571 | \$66,000 |
| FILLIES | 115 | \$12,029,000 | \$104,600 | \$75,000 |
| TOTAL | 227 | \$22,173,000 | \$97,678 | \$70,000 |



Champions
WINTER WITH US!

Southern Oaks
TRAINING CENTER

Carter Pinske 320.583.4181 ♦ cjpinske@gmail.com
www.southernoakstraining.com

BUYER DEMOGRAPHICS - CUMULATIVE

| Country | Jurisdiction | Gross | % of Sales Gross |
|----------------------|--------------|---------------------|------------------|
| CANADA | ON | \$2,925,000 | |
| CANADA | QC | \$1,040,000 | |
| CANADA | PQ | \$100,000 | |
| CANADA | AB | \$40,000 | |
| CANADA TOTALS | | \$4,105,000 | 9.23% |
| SWEDEN | | \$752,000 | |
| AUSTRALIA | | \$550,000 | |
| FRANCE | | \$385,000 | |
| GERMANY | | \$320,000 | |
| ENGLAND | | \$222,000 | |
| EUROPE TOTALS | | \$2,229,000 | 5.01% |
| USA | NJ | \$19,056,000 | |
| USA | FL | \$4,597,000 | |
| USA | DE | \$3,109,000 | |
| USA | NY | \$2,367,000 | |
| USA | PA | \$2,341,000 | |
| USA | OH | \$1,792,000 | |
| USA | KY | \$1,040,000 | |
| USA | NH | \$1,000,000 | |
| USA | IN | \$674,000 | |
| USA | MN | \$562,000 | |
| USA | IL | \$521,000 | |
| USA | ME | \$300,000 | |
| USA | MA | \$250,000 | |
| USA | CT | \$225,000 | |
| USA | MI | \$135,000 | |
| USA | MD | \$125,000 | |
| USA | MS | \$26,000 | |
| USA | VA | \$13,000 | |
| USA TOTALS | | \$38,133,000 | 85.76% |

SESSION TOTALS - CUMULATIVE

| Category | Sold | Amount | Average | Median |
|------------------|------------|---------------------|------------------|-----------------|
| PACING COLTS | 87 | \$8,664,000 | \$99,586 | \$70,000 |
| PACING FILLIES | 74 | \$6,751,000 | \$91,230 | \$70,000 |
| TROTting COLTS | 98 | \$13,995,000 | \$142,806 | \$100,000 |
| TROTting FILLIES | 85 | \$15,057,000 | \$177,141 | \$150,000 |
| PACERS | 161 | \$15,415,000 | \$95,745 | \$70,000 |
| TROTTERS | 183 | \$29,052,000 | \$158,754 | \$110,000 |
| COLTS | 185 | \$22,659,000 | \$122,481 | \$90,000 |
| FILLIES | 159 | \$21,808,000 | \$137,157 | \$95,000 |
| TOTAL | 344 | \$44,467,000 | \$129,265 | \$90,000 |



GET IN ON THE WAGERING ACTION AT THE RED MILE

Featuring the lowest takeouts in North America!

- Multiple 12% Takeout Pick-4's and Pick-5's
- Free program pages available every live racing day on The Red Mile's website!

LIVE RACING NOW THROUGH OCTOBER 6

Sunday Post Time: 5:05 PM • Monday & Tuesday: 1:00 PM